



US00D459283S

(12) **United States Design Patent** (10) **Patent No.:** **US D459,283 S**
Sinkwitz (45) **Date of Patent:** **** Jun. 25, 2002**

(54) **SURFACE CONFIGURATION OF A TRUNK LID FOR A VEHICLE**

(75) Inventor: **Hartmut Sinkwitz**, Stuttgart (DE)

(73) Assignee: **DaimlerChrysler AG**, Stuttgart (DE)

(**) Term: **14 Years**

(21) Appl. No.: **29/129,132**

(22) Filed: **Sep. 8, 2000**

(51) **LOC (7) Cl.** **12-16**

(52) **U.S. Cl.** **D12/196**

(58) **Field of Search** D12/196, 90-92;
296/185

(56) **References Cited**

U.S. PATENT DOCUMENTS

D419,510 S * 1/2000 Sacco et al. D12/196
D428,376 S * 7/2000 Sacco et al. D12/196
D440,532 S * 4/2001 Sacco et al. D12/196

* cited by examiner

Primary Examiner—Melody N. Brown

(74) *Attorney, Agent, or Firm*—Crowell & Moring LLP

(57) **CLAIM**

The ornamental design for a surface configuration of a trunk lid for a vehicle, as shown and described.

DESCRIPTION

This application is related to co-pending application Ser. No. 29/129,138, of the inventor, filed on even date herewith and entitled "Surface Configuration of a Vehicle and Toy."

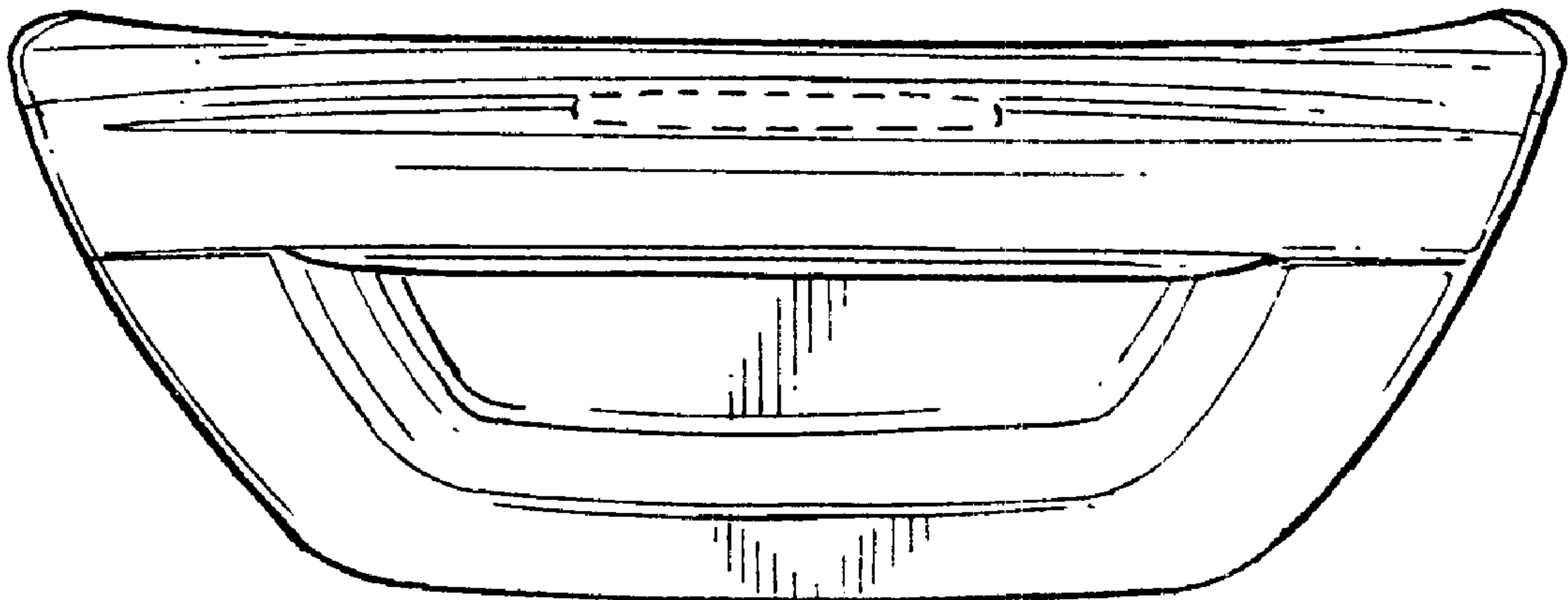
FIG. 1 is a top view of a surface configuration of a trunk lid for a vehicle according to my novel design;

FIG. 2 is a front view of the surface configuration of a trunk lid for a vehicle according to my novel design; and,

FIG. 3 is a perspective view from the left of the surface configuration of a trunk lid for a vehicle according to my novel design, the perspective view from the right being mirror symmetrical.

The broken lines included depict environment and are not part of the claimed design.

1 Claim, 1 Drawing Sheet






FIG. 1

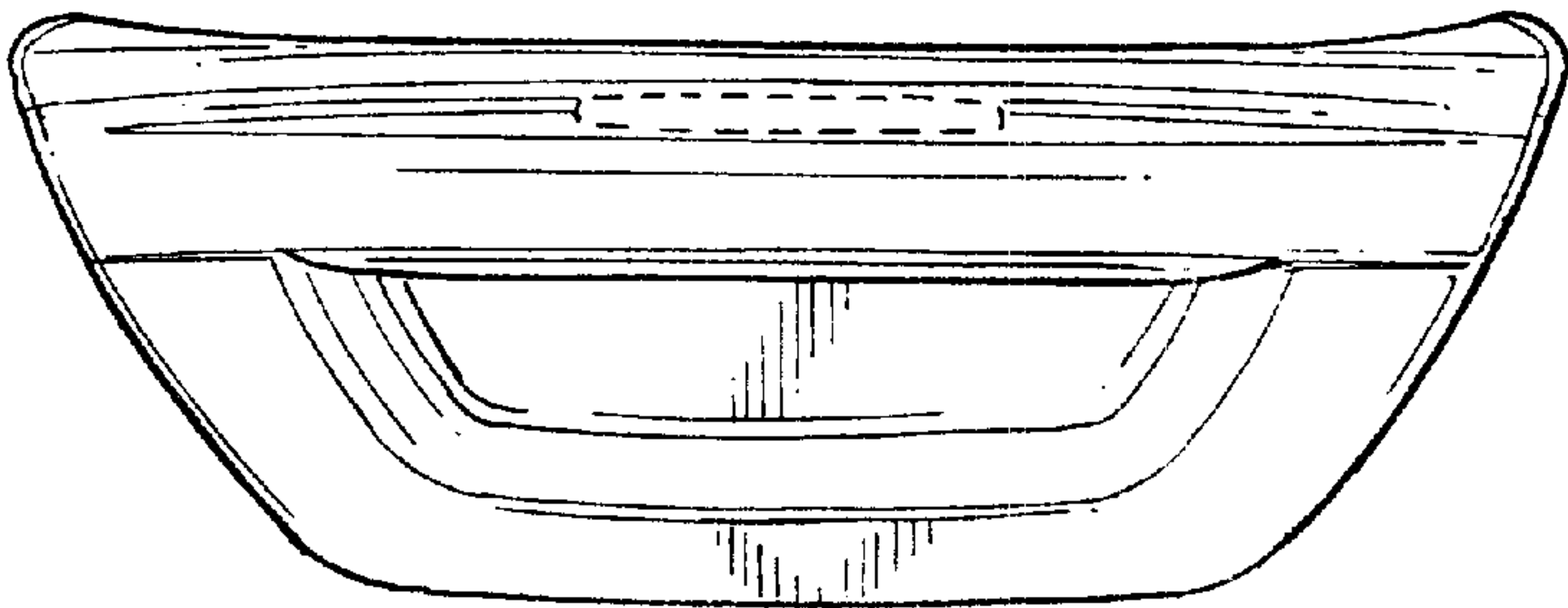


FIG. 2

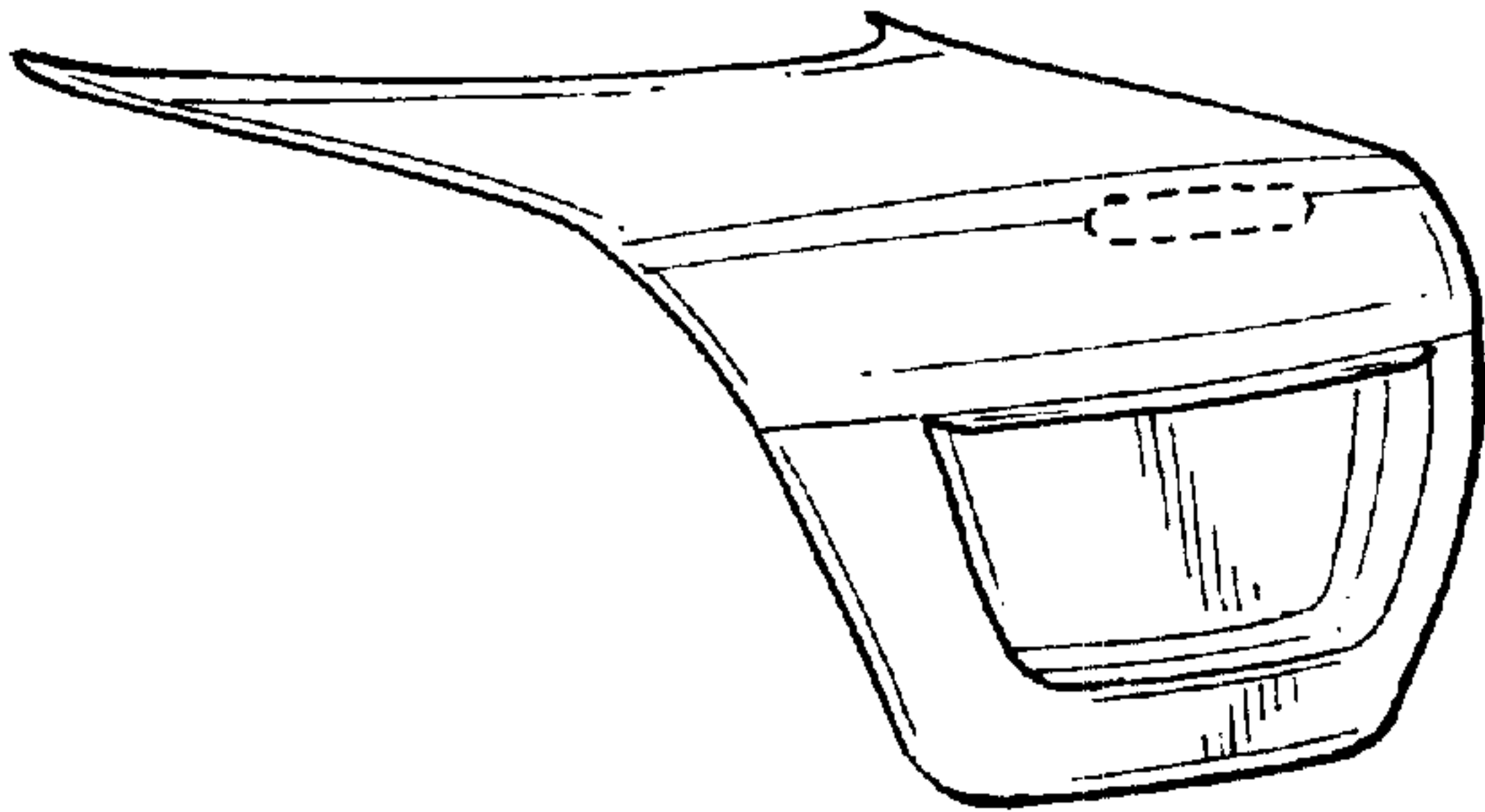


FIG. 3