



US00D459279S

(12) **United States Design Patent**
Leazenby

(10) **Patent No.:** **US D459,279 S**

(45) **Date of Patent:** **** Jun. 25, 2002**

(54) **FRONT VEHICLE GRILLE**

(75) Inventor: **Craig Lynn Leazenby**, San Bernardino, CA (US)

(73) Assignee: **J&J Enterprises**, Ontario, CA (US)

(**) Term: **14 Years**

(21) Appl. No.: **29/149,165**

(22) Filed: **Oct. 2, 2001**

(51) **LOC (7) Cl.** **12-16**

(52) **U.S. Cl.** **D12/163**

(58) **Field of Search** D12/163, 90-92;
180/68.1, 68.6, 69.21; 293/102, 115

(56) **References Cited**

U.S. PATENT DOCUMENTS

D424,993 S	*	5/2000	Farzan	D12/163
D430,521 S	*	9/2000	Hitmura et al.	D12/163
D433,656 S	*	11/2000	Hanayan et al.	D12/163
D447,099 S	*	8/2001	Tirey et al.	D12/163

OTHER PUBLICATIONS

J&J Enterprises, *Stainless Steel Accessories Brochure*, 2000.
J&J Enterprises, *Nerf-N-Step Running Boards Brochure* 1997.

Hot Rod Magazine Custom Car Yearbook No. 1, 1963, front cover.

* cited by examiner

Primary Examiner—Melody N. Brown

(74) *Attorney, Agent, or Firm*—Price and Gess

(57) **CLAIM**

The ornamental design for a front vehicle grille, as shown and described.


DESCRIPTION

FIG. 1 is a front perspective view of the front vehicle grille; FIG. 2 is a left elevational view of the front vehicle grille; FIG. 3 is a right elevational view of the front vehicle grille; FIG. 4 is a top plan view of the front vehicle grille; FIG. 5 is a front elevational view of the front vehicle grille; FIG. 6 is a rear elevational view of the front vehicle grille; and,

FIG. 7 is a bottom plan view of the front vehicle grille.

The broken lines shown in FIG. 1 are for illustrative purposes only and form no part of the claimed design.

1 Claim, 2 Drawing Sheets



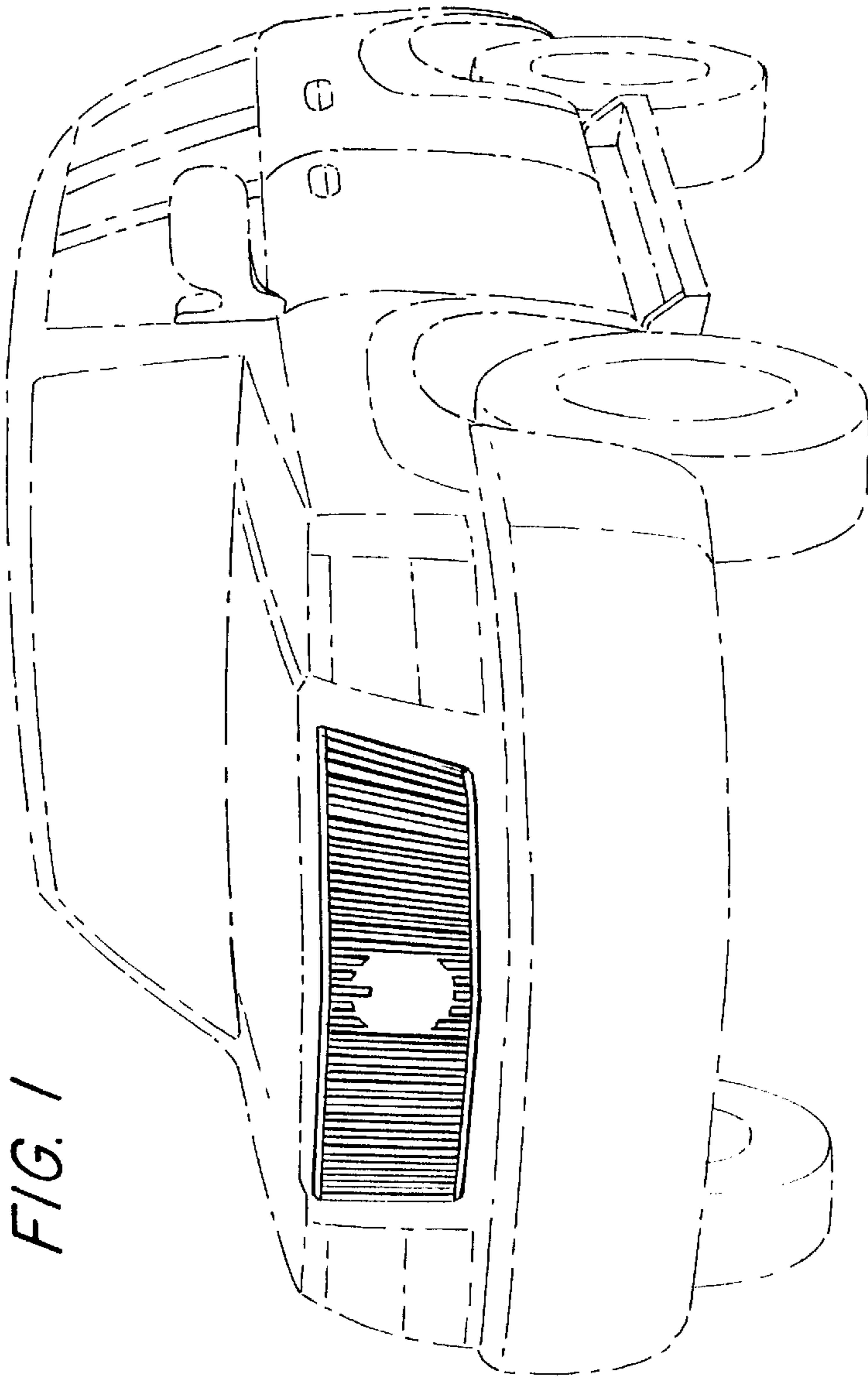


FIG. 2




FIG. 3




FIG. 4




FIG. 5

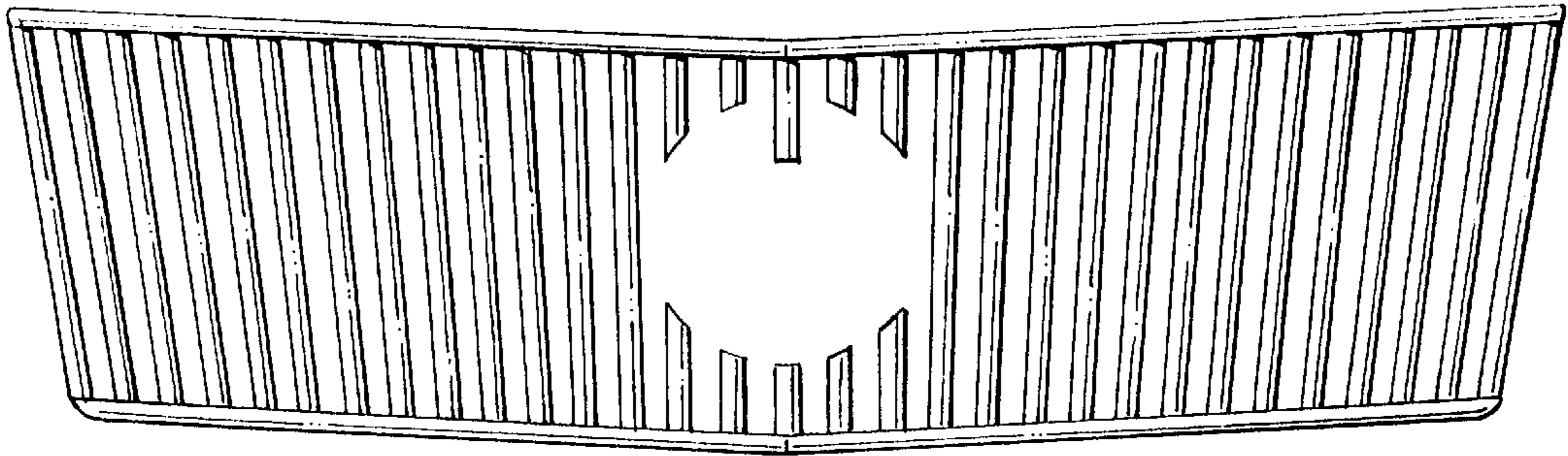


FIG. 6

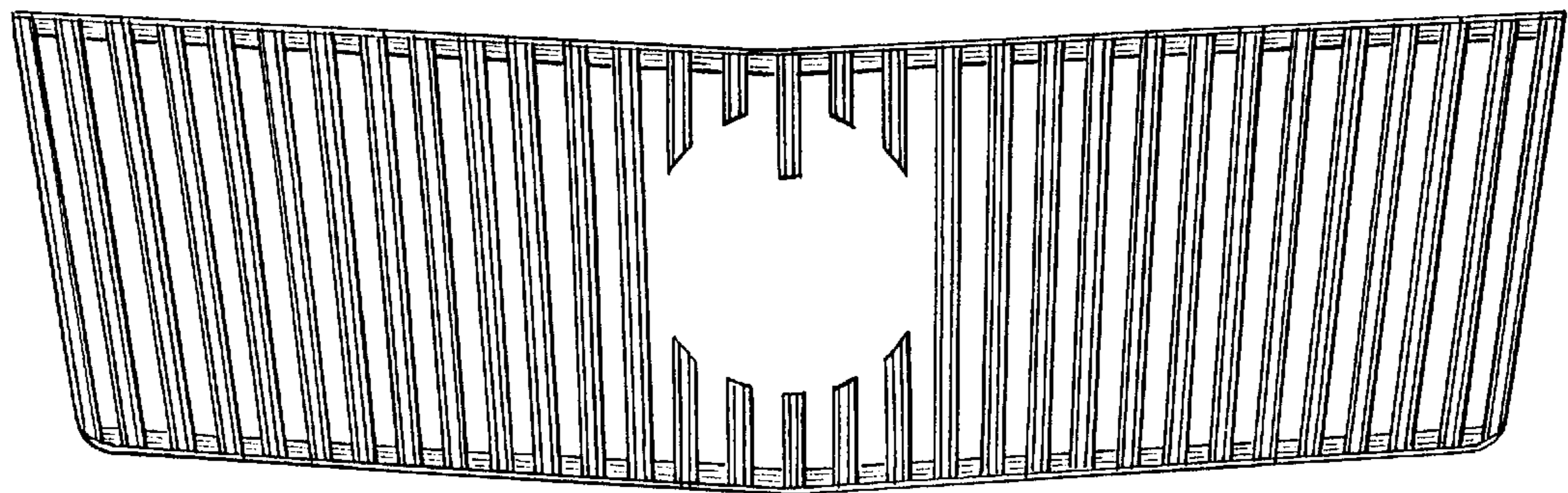


FIG. 7

