



US00D459265S

(12) **United States Design Patent**
Taylor

(10) **Patent No.:**

US D459,265 S

(45) **Date of Patent:**

**** Jun. 25, 2002**

(54) **ILLUMINATED BINGO INDICATOR**

(76) Inventor: **Sylvia J. Taylor**, 15A Shady La.,
Windham, ME (US) 04062

(**) Term: **14 Years**

(21) Appl. No.: **29/142,767**

(22) Filed: **Jun. 4, 2001**

(51) **LOC (7) Cl.** **10-05**

(52) **U.S. Cl.** **D10/114**

(58) **Field of Search** D10/104, 109,
D10/111, 114, 121; 116/28 R, 29, 30, 173,
174, 175, 63 P, 63 C

(56) **References Cited**

U.S. PATENT DOCUMENTS

4,042,919 A	8/1977	Patty	
4,572,510 A	2/1986	Green	
D306,706 S	* 3/1990	Hansel	D10/114
D315,695 S	* 3/1991	De Caro	D10/114
D331,718 S	* 12/1992	Walker	D10/114
D375,274 S	* 11/1996	Malone, II et al.	D10/109
D396,821 S	* 8/1998	Enloe	D10/109

D400,462 S	* 11/1998	Ivanovic	D10/114
D414,516 S	* 9/1999	Lapez	D10/109
D423,391 S	* 4/2000	Hansen	D10/114

* cited by examiner

Primary Examiner—Marcus A. Jackson

(74) *Attorney, Agent, or Firm*—Richard C. Litman

(57) **CLAIM**


The ornamental design for an illuminated bingo indicator, as shown and described.

DESCRIPTION

FIG. 1 is an environmental front elevational view of an illuminated bingo indicator showing my new design; FIG. 2 is an environmental rear elevational view thereof; FIG. 3 is a right side elevational view with the left side being a mirror image thereof; and, FIG. 4 is a bottom view thereof.

The broken line showing of the indicia in FIGS. 1 and 2 is for illustrative purposes only, merely disclosing types of indicia which can be used, and forms no part of the claimed design.

1 Claim, 4 Drawing Sheets






Fig. 1




Fig. 2

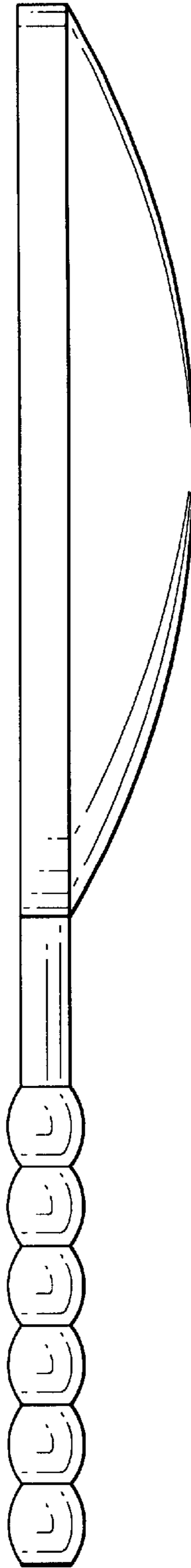


Fig. 3

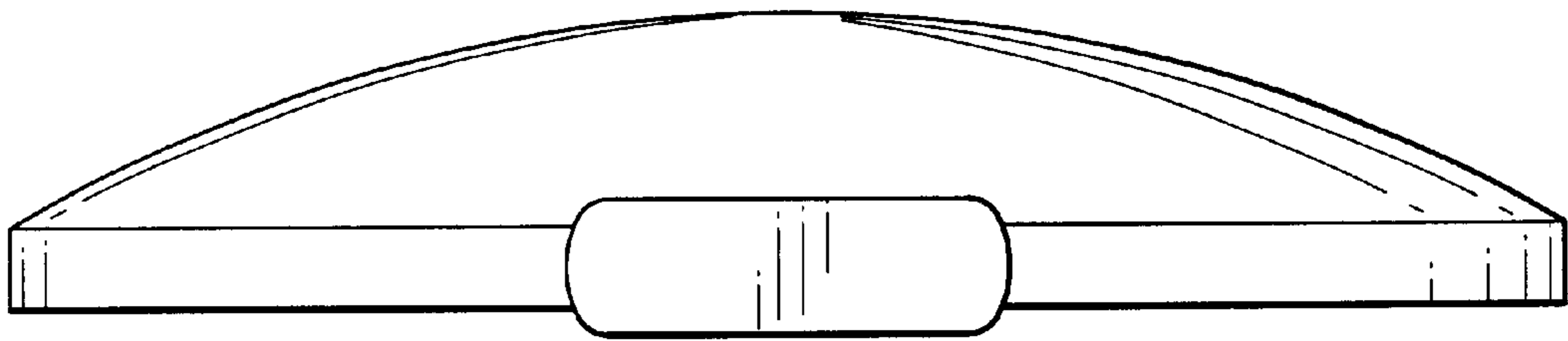


Fig. 4