



US00D459253S

(12) **United States Design Patent**
von Wedemeyer

(10) **Patent No.:** **US D459,253 S**

(45) **Date of Patent:** **** Jun. 25, 2002**

(54) **TAPE MEASURE**

(75) **Inventor:** **Peter von Wedemeyer**, Annweiler am Trifels (DE)

(73) **Assignee:** **Stabila-Messgeräte Gustav Ullrich GmbH & Co. KG**, Annweiler am Trifels (DE)

(**) **Term:** **14 Years**

(21) **Appl. No.:** **29/147,478**

(22) **Filed:** **Aug. 29, 2001**

Related U.S. Application Data

(63) Continuation of application No. 29/135,357, filed on Jan. 10, 2001.

(30) **Foreign Application Priority Data**

Jul. 31, 2000 (XH) DM/052 970

(51) **LOC (7) Cl.** **10-04**

(52) **U.S. Cl.** **D10/72**

(58) **Field of Search** D10/72; 33/755-770

(56) **References Cited**

U.S. PATENT DOCUMENTS

- D375,269 S * 11/1996 Werthelm et al. D10/72
- D412,128 S * 7/1999 Yang D10/72
- D424,955 S * 5/2000 Hizawa et al. D10/72
- 6,085,433 A * 7/2000 Li 33/767

* cited by examiner

Primary Examiner—Antoine Duval Davis

(74) *Attorney, Agent, or Firm*—Friedrich Kueffner

(57) **CLAIM**

The ornamental design for a tape measure, as shown and described.

DESCRIPTION

FIG. 1 is a side view of a tape measure showing my new design;

FIG. 2 is a top view thereof;

FIG. 3 is a rear view thereof;

FIG. 4 is a front view thereof;

FIG. 5 is a another side view thereof; and,

FIG. 6 is a bottom front view thereof.

1 Claim, 3 Drawing Sheets

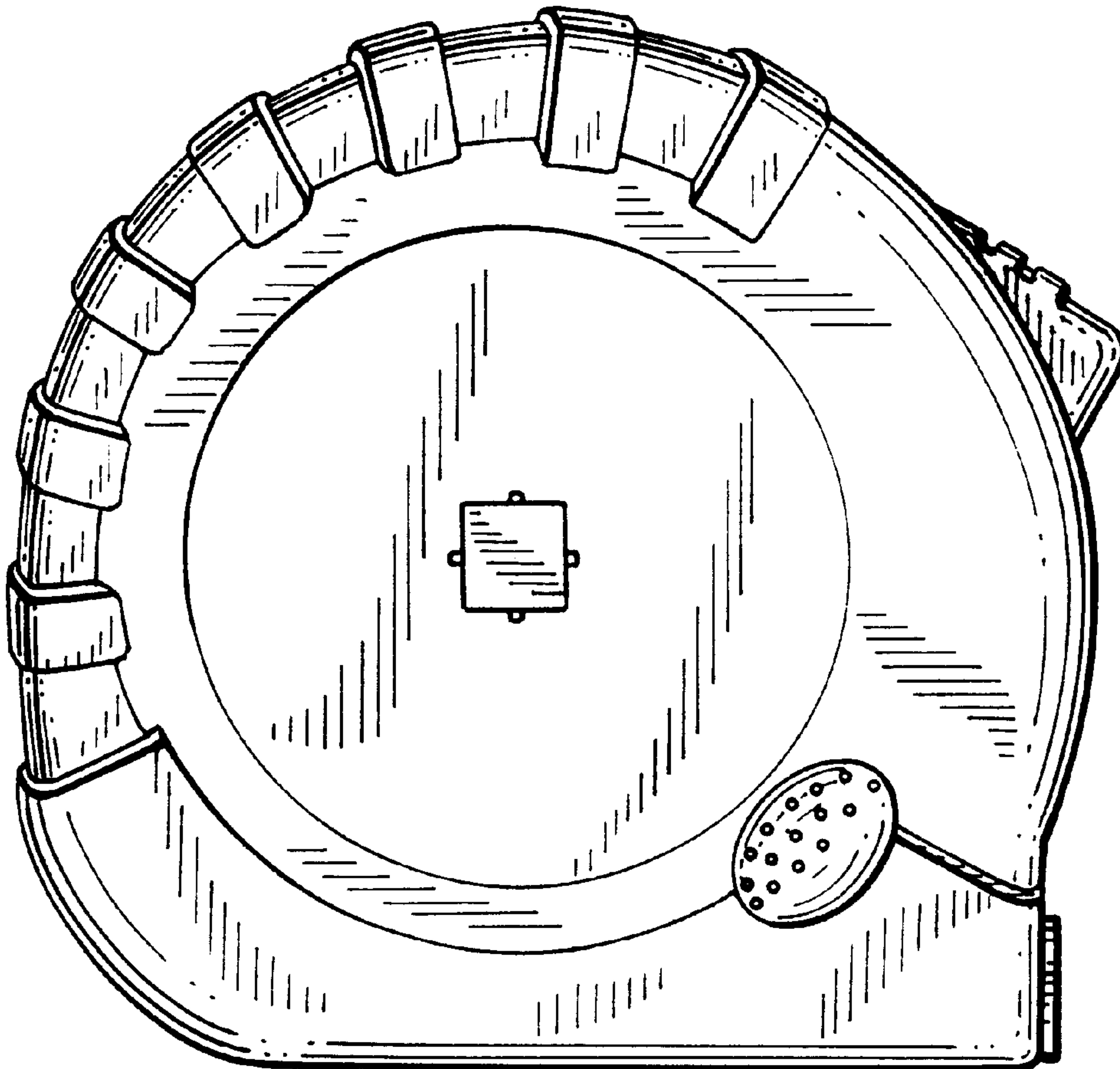


FIG. 1


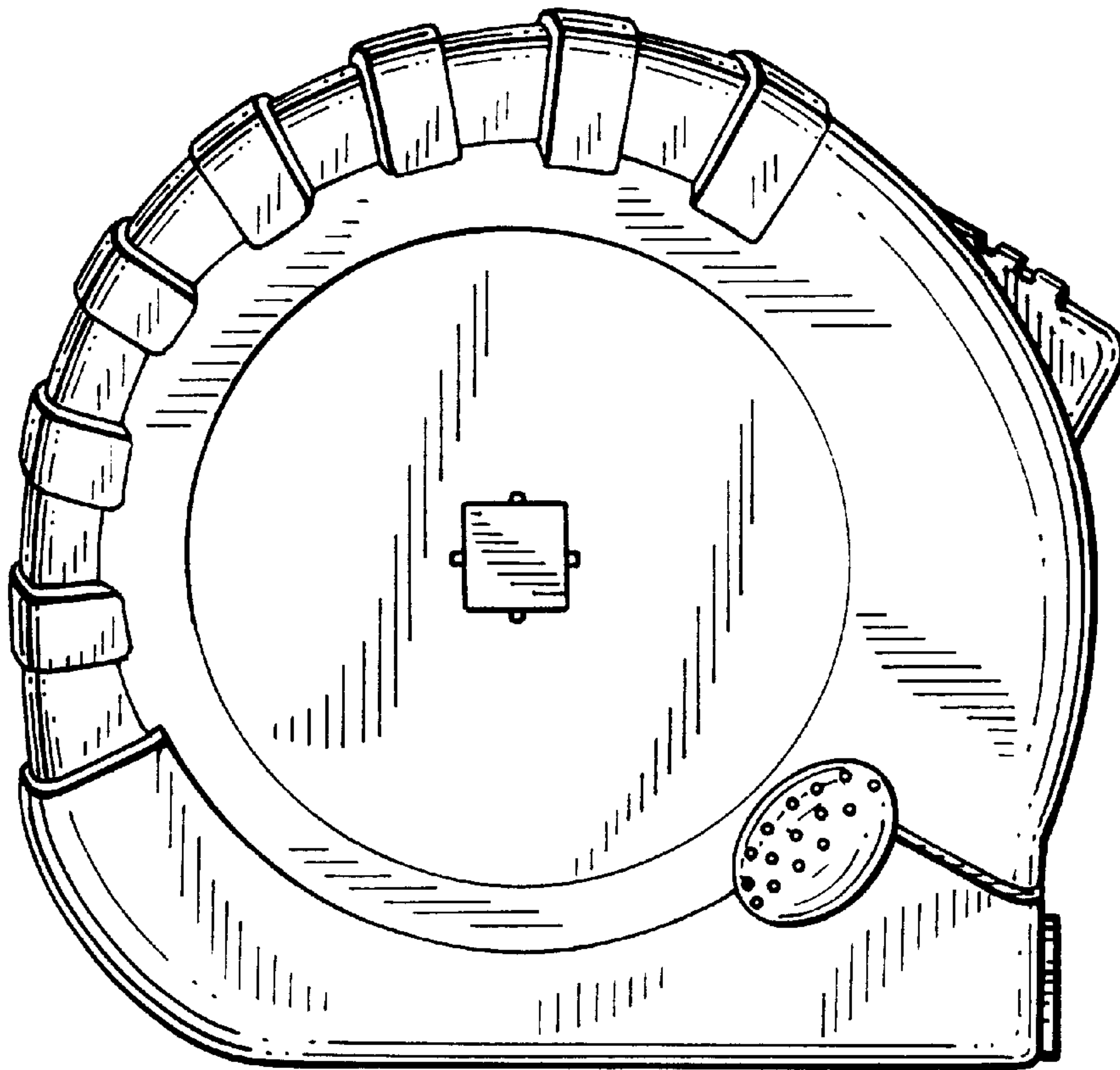


FIG. 2

FIG. 3




FIG. 4




FIG.5


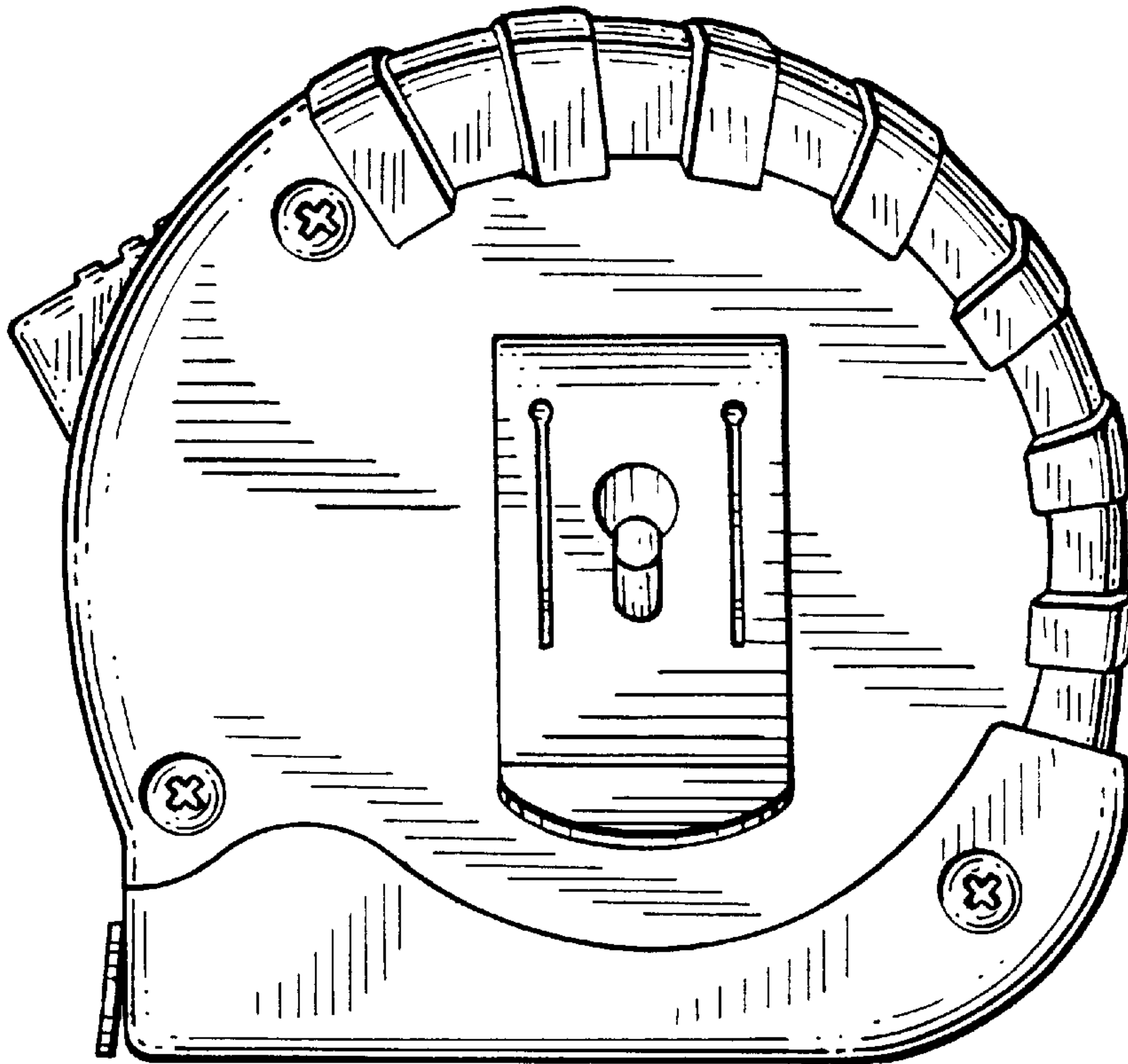


FIG.6