



US00D459238S

(12) **United States Design Patent**
Wunderman

(10) **Patent No.:** **US D459,238 S**

(45) **Date of Patent:** **** Jun. 25, 2002**

(54) **WATCH WITH BAND**

(75) **Inventor:** **Severin S. Wunderman**, Los Angeles,
CA (US)

(73) **Assignee:** **Montres Corum S.A.**, La
Chaux-de-Fonds (CH)

(**) **Term:** **14 Years**

(21) **Appl. No.:** **29/139,820**

(22) **Filed:** **Apr. 5, 2001**

(30) **Foreign Application Priority Data**

Oct. 16, 2000 (XH) DMA/005 058

(51) **LOC (7) Cl.** **10-02**

(52) **U.S. Cl.** **D10/32**

(58) **Field of Search** D10/1-39, 122-132;
368/276-277, 285, 281-282; 224/164, 168,
178; D11/3-25; 63/1.11, 3, 5, 11

(56) **References Cited**

U.S. PATENT DOCUMENTS

3,293,846 A * 12/1966 Pauli 368/10
D336,440 S * 6/1993 Favre D10/32

D356,957 S * 4/1995 Burgener D10/32
D371,080 S * 6/1996 Gueit D10/39
D421,921 S * 3/2000 Giardiello D10/39
D436,319 S * 1/2001 Giardello D10/39
D441,664 S * 5/2001 Modolo D10/32

* cited by examiner

Primary Examiner—Nelson C. Holtje

(74) *Attorney, Agent, or Firm*—Colucci & Umans; Peter C.
Michalos; Angelo Notaro

(57) **CLAIM**

The ornamental design for a watch with band, as shown and
described.

DESCRIPTION

FIG. 1 is a front top perspective view of a watch with band
showing my new design therefor;
FIG. 2 is a front elevational view thereof;
FIG. 3 is a rear elevational view thereof;
FIG. 4 is a top plan view thereof;
FIG. 5 is a bottom plan view thereof;
FIG. 6 is a right side elevational view thereof; and,
FIG. 7 is a left side elevational view thereof.

1 Claim, 2 Drawing Sheets




FIG. 1



FIG. 2




FIG. 3



FIG. 4



FIG. 6




FIG. 5




FIG. 7

