



US00D459232S

(12) **United States Design Patent**
Crawford et al.

(10) **Patent No.: US D459,232 S**
(45) **Date of Patent: ** Jun. 25, 2002**

(54) **CONTAINER**

(75) Inventors: **John C. Crawford**, Mahopac, NY
(US); **Patrick Calello**, Roseland, NJ
(US)

(73) Assignee: **Colgate Palmolive Company**, New
York, NY (US)

(**) Term: **14 Years**

(21) Appl. No.: **29/142,547**

(22) Filed: **May 29, 2001**

D234,249 S	2/1975	Holzaepfel	
D234,250 S	*	2/1975	Holzaepfel D9/540
D235,311 S		6/1975	Cramer
D236,432 S		8/1975	O'Brien
D244,350 S		5/1977	Torongo
D246,897 S		1/1978	Jones et al.
D254,838 S	*	4/1980	Agnone et al. D9/300
D256,431 S		8/1980	Campbell et al.
D318,012 S	*	7/1991	Kipperman et al. D9/558
D324,999 S		3/1992	Zogg et al.
D334,713 S		4/1993	Segati
5,201,440 A	*	4/1993	Gross 222/153.07
D337,948 S		8/1993	Reif
D343,794 S		2/1994	D'Amico et al.
D344,896 S		3/1994	Zogg et al.

Related U.S. Application Data

(63) Continuation-in-part of application No. 29/140,161, filed on
Apr. 12, 2001.

(51) **LOC (7) Cl.** **09-01**

(52) **U.S. Cl.** **D9/530; D9/552**

(58) **Field of Search** D9/300, 449, 516,
D9/520-523, 530-531, 539-540, 542-543,
549, 552, 554, 556-558, 567, 571-574;
215/381-385, 396, 398

(56) **References Cited**

U.S. PATENT DOCUMENTS

D196,815 S	11/1963	Campbell	
D198,645 S	7/1964	Shepler	
3,152,710 A	*	10/1964	Platte 215/384
D199,868 S	12/1964	Price	
D200,019 S	1/1965	Encino	
D204,026 S	3/1966	Lorenzen	
D205,908 S	10/1966	Sterges	
D207,510 S	4/1967	Roberts	
D207,744 S	5/1967	Olson	
D210,271 S	2/1968	Sterges	
D212,458 S	10/1968	Sterges	
D217,331 S	4/1970	Bernhard	
D221,619 S	8/1971	Horne	
D228,382 S	9/1973	Sterges	
D229,543 S	12/1973	Weckman	
D229,544 S	12/1973	Weckman	

(List continued on next page.)

FOREIGN PATENT DOCUMENTS

AU	S-111805	11/1990
AU	S-112556	2/1991
AU	S-116288	1/1992
AU	S-118378	3/1993
AU	S-122161	10/1993
AU	S-139724	7/1999
AU	S-141093	12/1999

Primary Examiner—Ted Shooman

Assistant Examiner—Carol Rademaker

(74) *Attorney, Agent, or Firm*—Michael J. McGreal

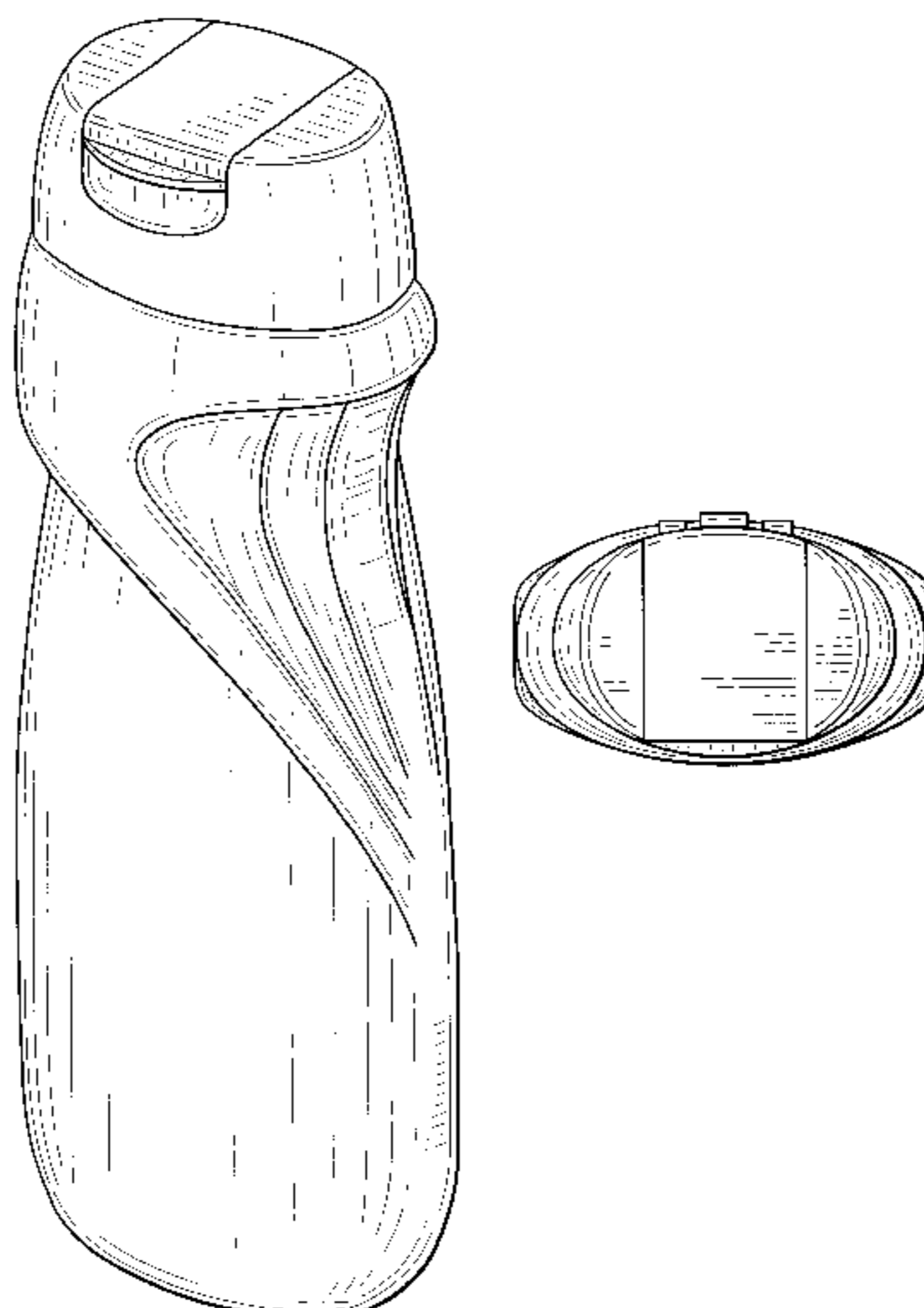
(57) **CLAIM**

The ornamental design for a container, as shown and
described.

DESCRIPTION

FIG. 1 is a perspective view of the container of our design.
FIG. 2 is a front elevation view thereof.
FIG. 3 is a rear elevation view thereof.
FIG. 4 is a left side elevation view thereof.
FIG. 5 is a right side elevation view thereof.
FIG. 6 is a top plan view thereof; and,
FIG. 7 is a bottom plan view thereof.

1 Claim, 6 Drawing Sheets



US D459,232 S

Page 2

U.S. PATENT DOCUMENTS

D352,663 S	*	11/1994	Suxdorf	D9/573	D392,892 S	3/1998	Meyers et al.		
D354,000 S		1/1995	Hoyt		D399,431 S	10/1998	de Baschmakoff		
D356,505 S		3/1995	Gonda et al.		D409,093 S	5/1999	Goettner		
D357,187 S		4/1995	Sherman		D415,965 S	*	11/1999	Gerhart et al. D9/531	
D380,684 S	*	7/1997	Bianco	D9/543	D425,430 S		5/2000	Gerhart et al.	
D382,812 S		8/1997	Kokenge et al.		D425,797 S	*	5/2000	Crawford	D9/543
D387,280 S		12/1997	Zimmer et al.		D440,159 S		4/2001	Guislain	
D392,569 S		3/1998	Feen		D440,879 S		4/2001	Cummings	

* cited by examiner

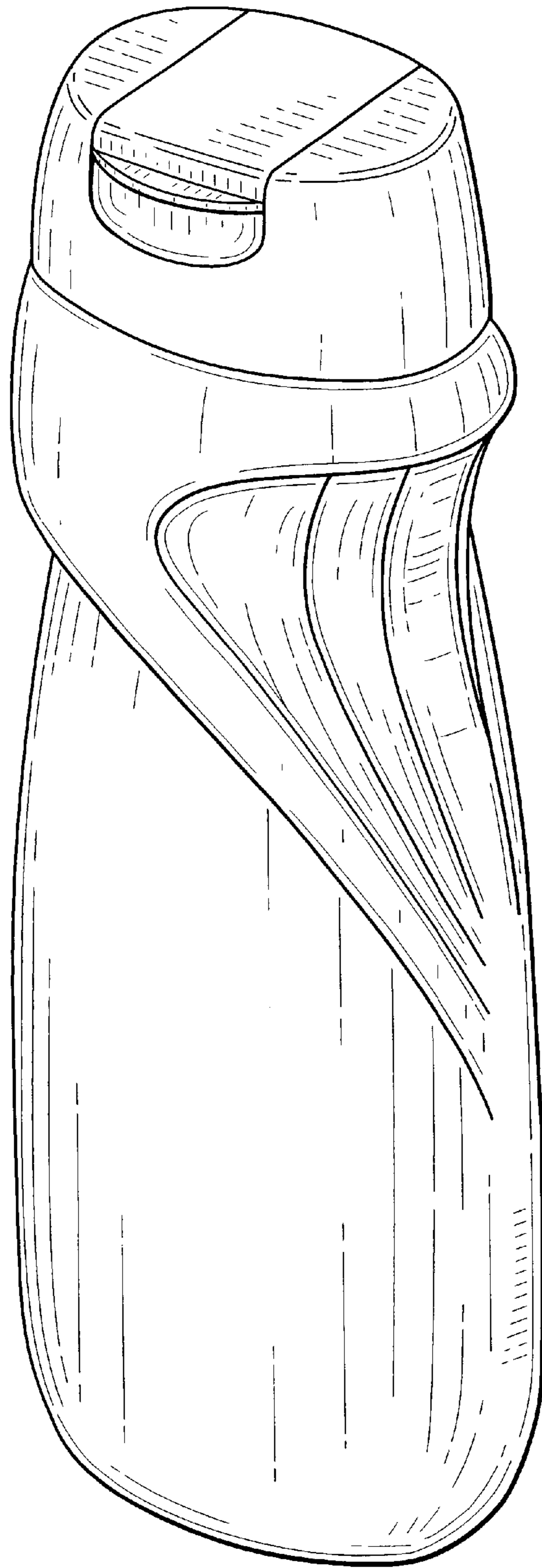


FIG. 1

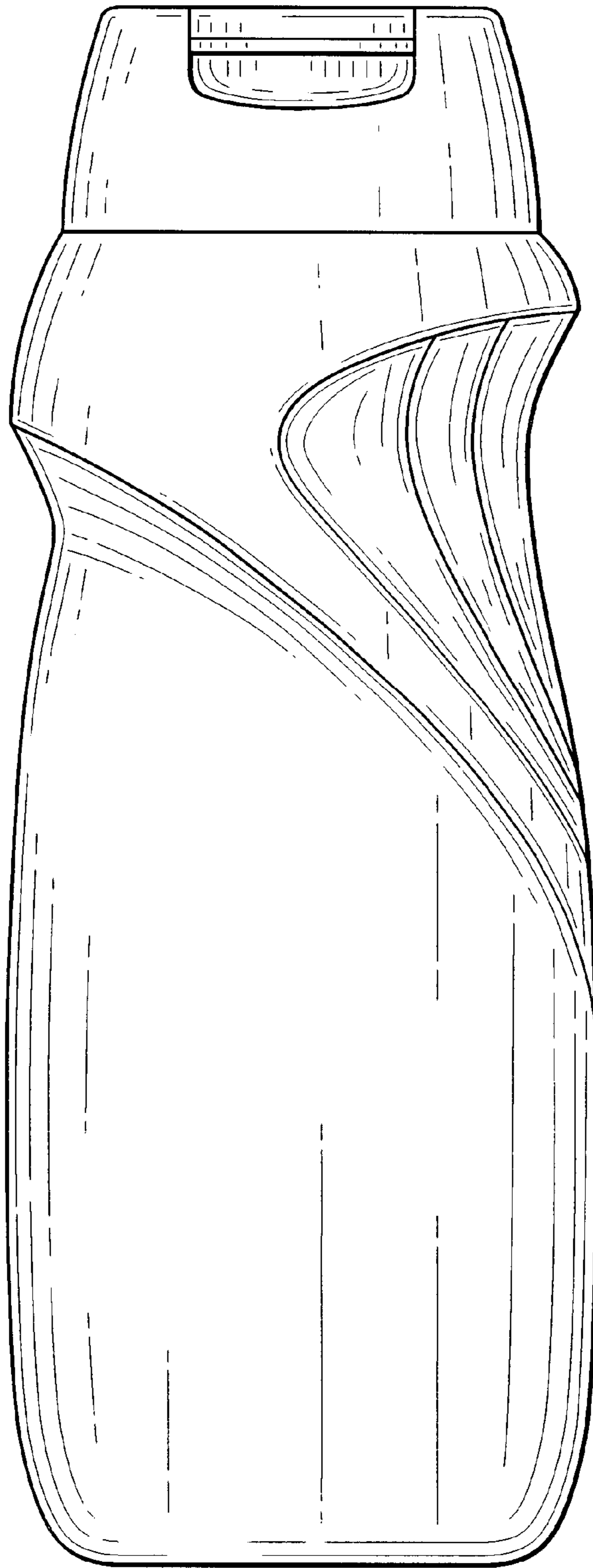


FIG. 2

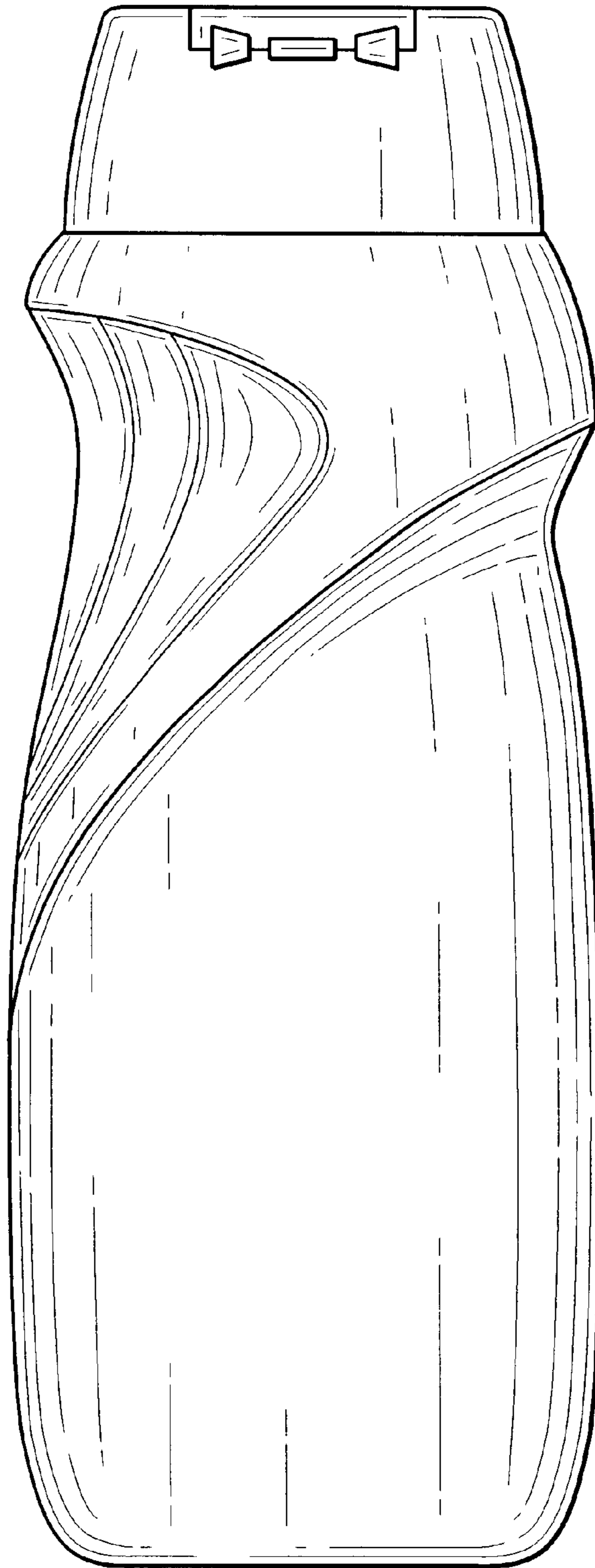


FIG. 3




FIG. 4

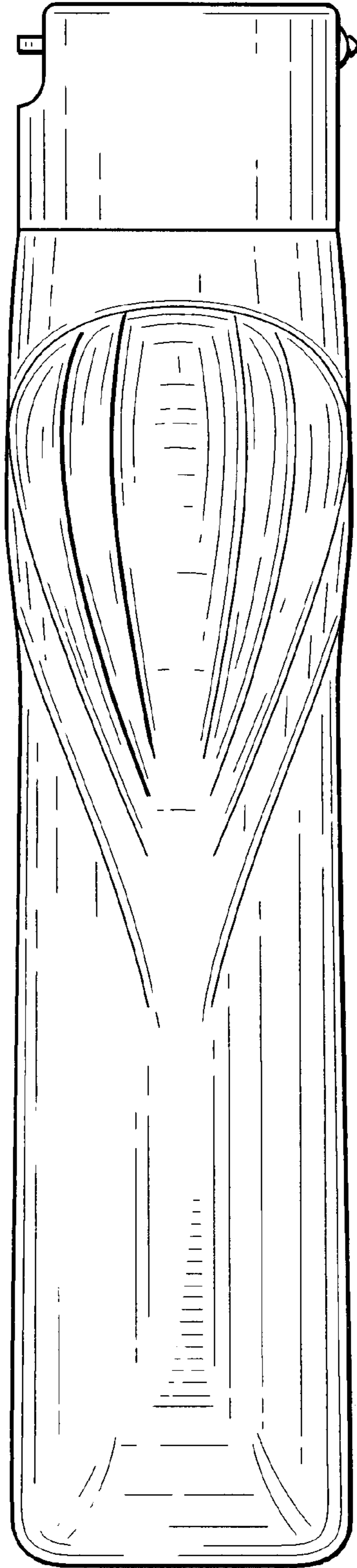


FIG. 5

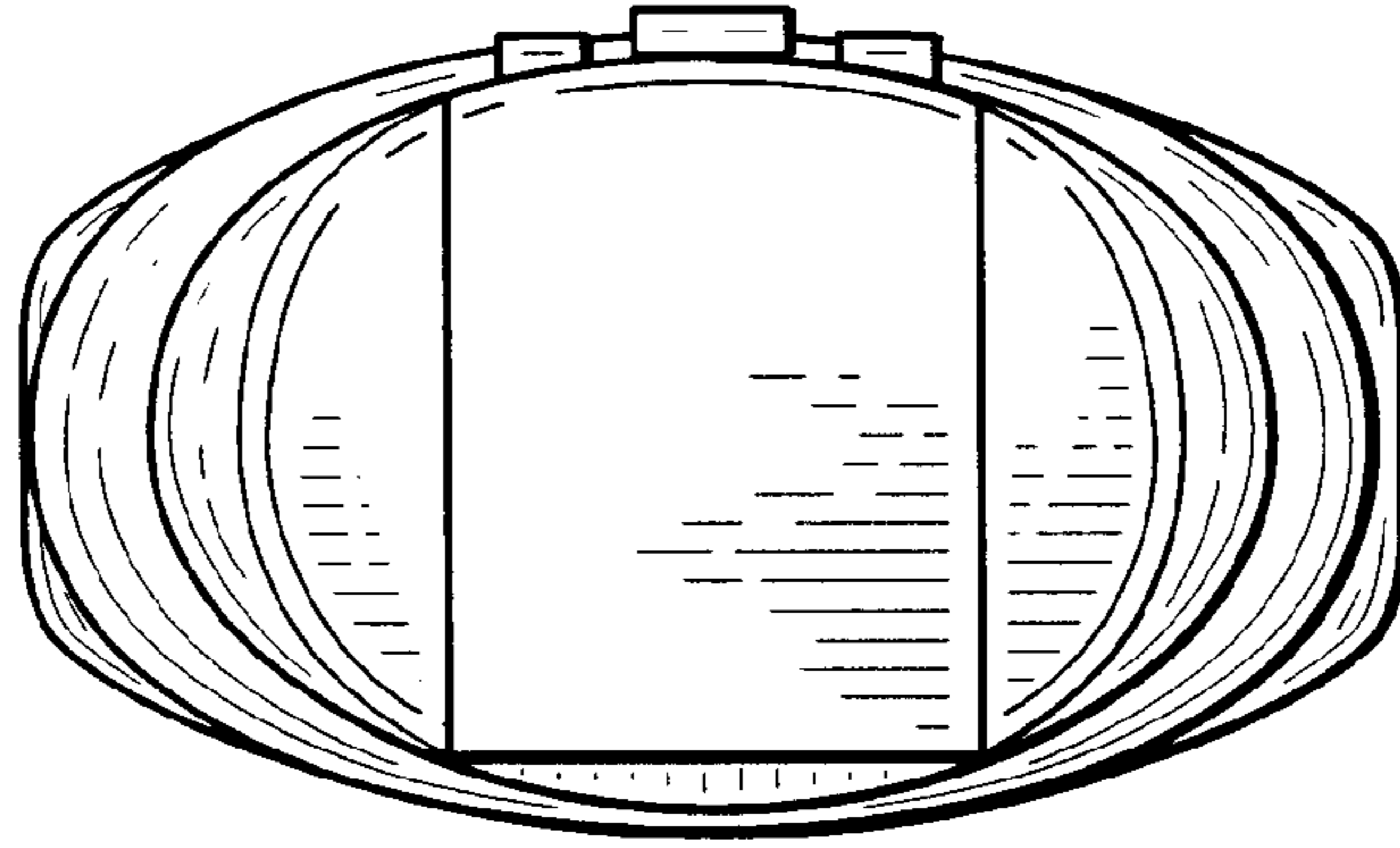


FIG. 6

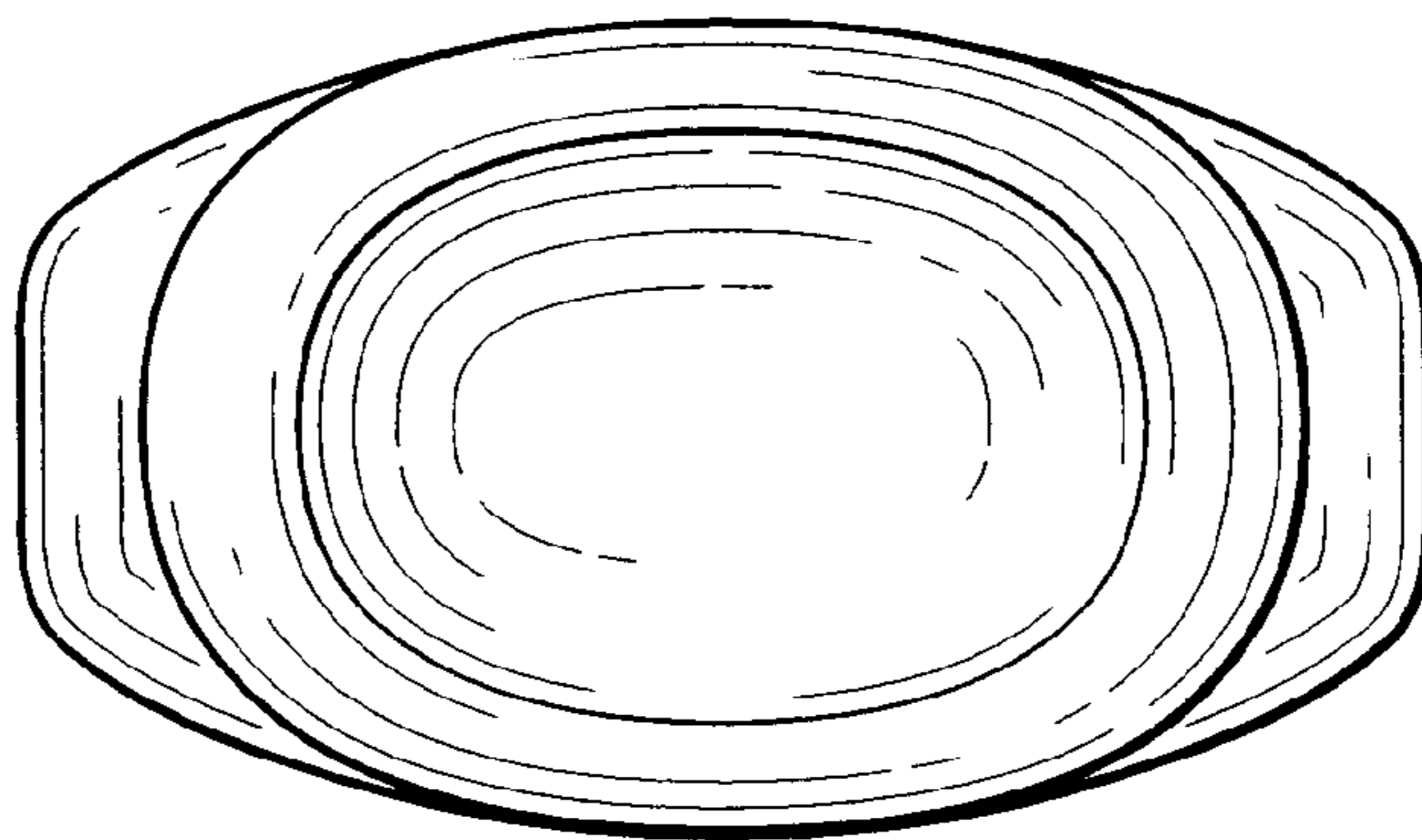


FIG. 7