



US00D459222S

(12) **United States Design Patent**
Mello et al.

(10) **Patent No.:** **US D459,222 S**
(45) **Date of Patent:** **** Jun. 25, 2002**

(54) **FOOD PACKAGE**

(75) Inventors: **Frank C. Mello**, West Point, MS (US);
Jeffrey A. Williams, Calhoun, GA
(US); **Barry Bryan**, West Point, MS
(US)

(73) Assignee: **Sara Lee Corporation**, Winston-Salem,
NC (US)

(**) Term: **14 Years**

(21) Appl. No.: **29/132,912**

(22) Filed: **Nov. 17, 2000**

(51) **LOC (7) Cl.** **09-03**

(52) **U.S. Cl.** **D9/418; D9/415**

(58) **Field of Search** D9/414, 415, 418,
D9/456, 428, 429, 337; D7/601, 629, 602;
206/541, 769, 770, 776, 778, 462; 229/87.08,
938, 162; 220/556, 376, 377, 380, 657,
659

(56) **References Cited**

U.S. PATENT DOCUMENTS

3,487,915 A	1/1970	Scott	
4,273,815 A	6/1981	Gifford et al.	
D297,115 S	* 8/1988	Fintana et al.	D9/347
4,866,911 A	9/1989	Grindrod et al.	
4,944,134 A	7/1990	Grindrod et al.	
D329,376 S	* 9/1992	Burd	D9/418
5,167,974 A	12/1992	Grindrod et al.	
5,184,750 A	* 2/1993	Moller	20/556
5,293,997 A	3/1994	Hustad et al.	
D349,456 S	* 8/1994	Wilson	D9/347

5,405,629 A	4/1995	Marnocha et al.	
5,878,908 A	* 3/1999	Foley	220/556
6,109,005 A	* 8/2000	Fogle	206/459.5
D432,414 S	* 10/2000	Simpson et al.	D9/418
D440,874 S	* 4/2001	Shurtleff et al.	D9/347

* cited by examiner

Primary Examiner—Prabhakar Deshmukh
(74) *Attorney, Agent, or Firm*—Kilpatrick Stockton LLP


(57) **CLAIM**

We claim the ornamental design for a food package, as shown and described.

DESCRIPTION

FIG. 1 is a perspective view of the food package comprising the present invention;
 FIG. 2 is a second perspective view of the food package shown in FIG. 1;
 FIG. 3 is a front elevational view of the food package shown in FIG. 1 and FIG. 2;
 FIG. 4 is a rear elevational view of the food package shown in FIG. 1, FIG. 2, and FIG. 3;
 FIG. 5 is a top plan view of the food package shown in FIG. 1, FIG. 2, FIG. 3, and FIG. 4;
 FIG. 6 is a bottom plan view of the food package shown in FIG. 1, FIG. 2, FIG. 3, FIG. 4, and FIG. 5; and,
 FIG. 7 is an elevational view of a first side of the food package shown in FIG. 1, FIG. 2, FIG. 3, FIG. 4, FIG. 5, and FIG. 6. The elevational view of the other side of the food package is symmetrical to the side elevational view shown in FIG. 7.

1 Claim, 4 Drawing Sheets



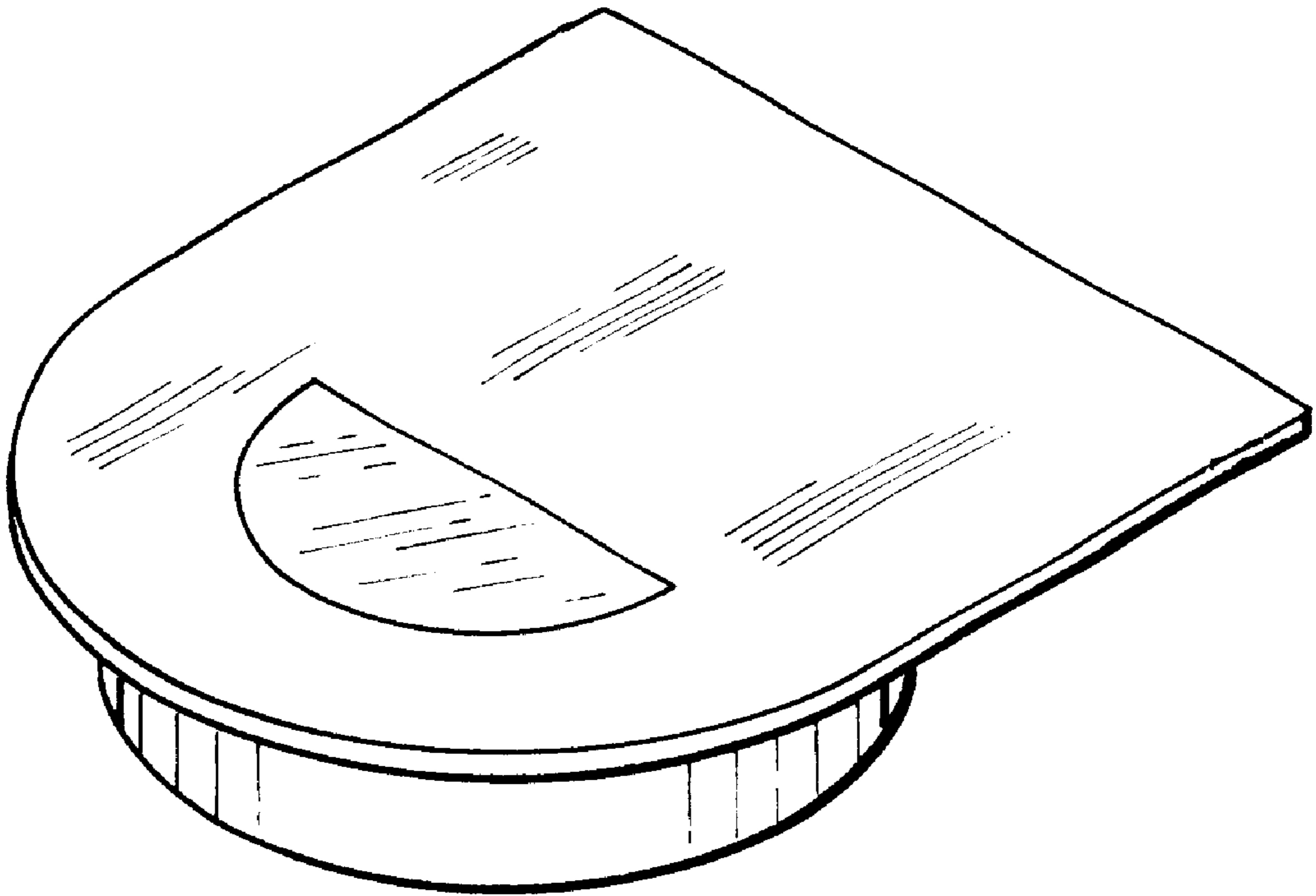


FIG. 1

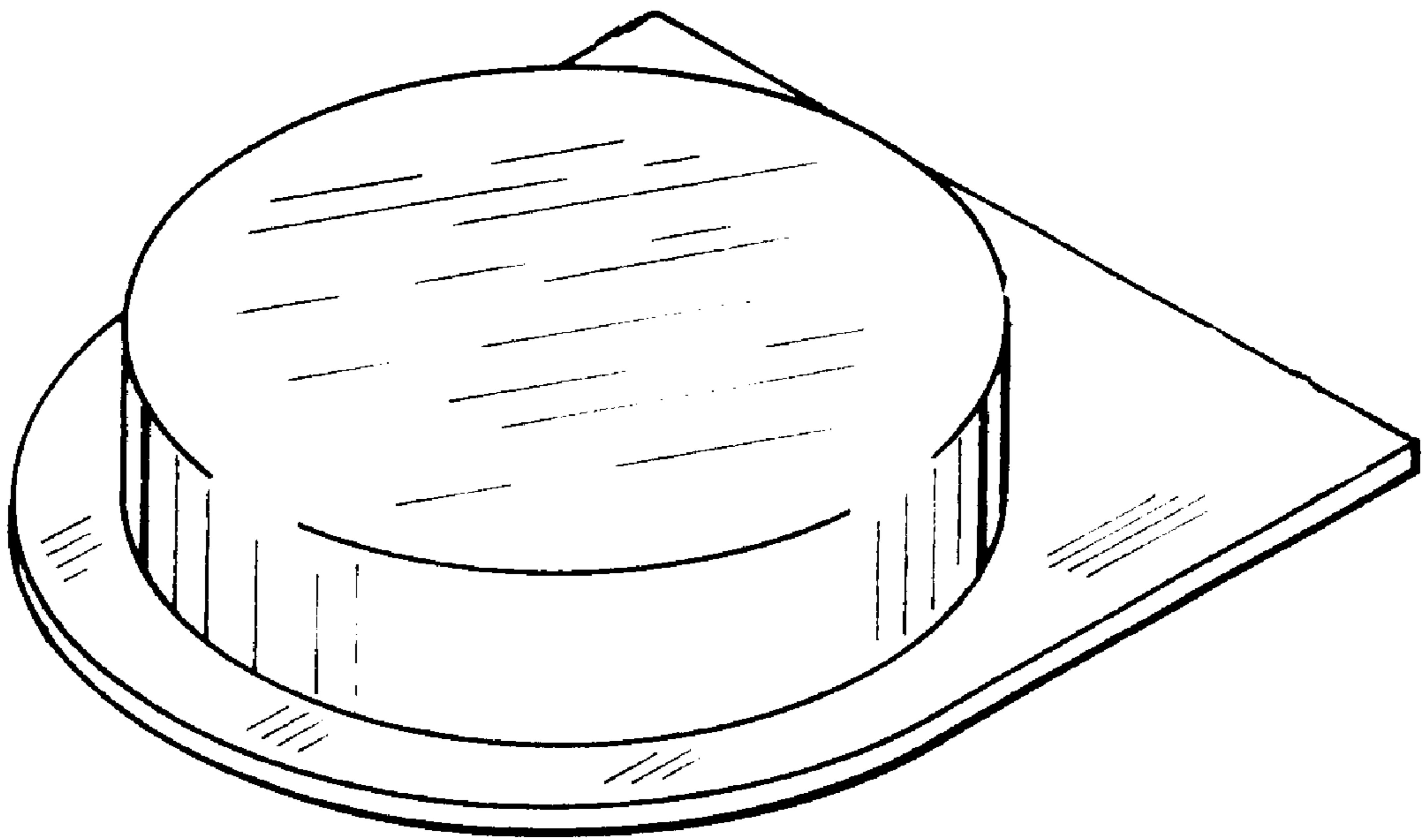


FIG. 2




FIG. 5

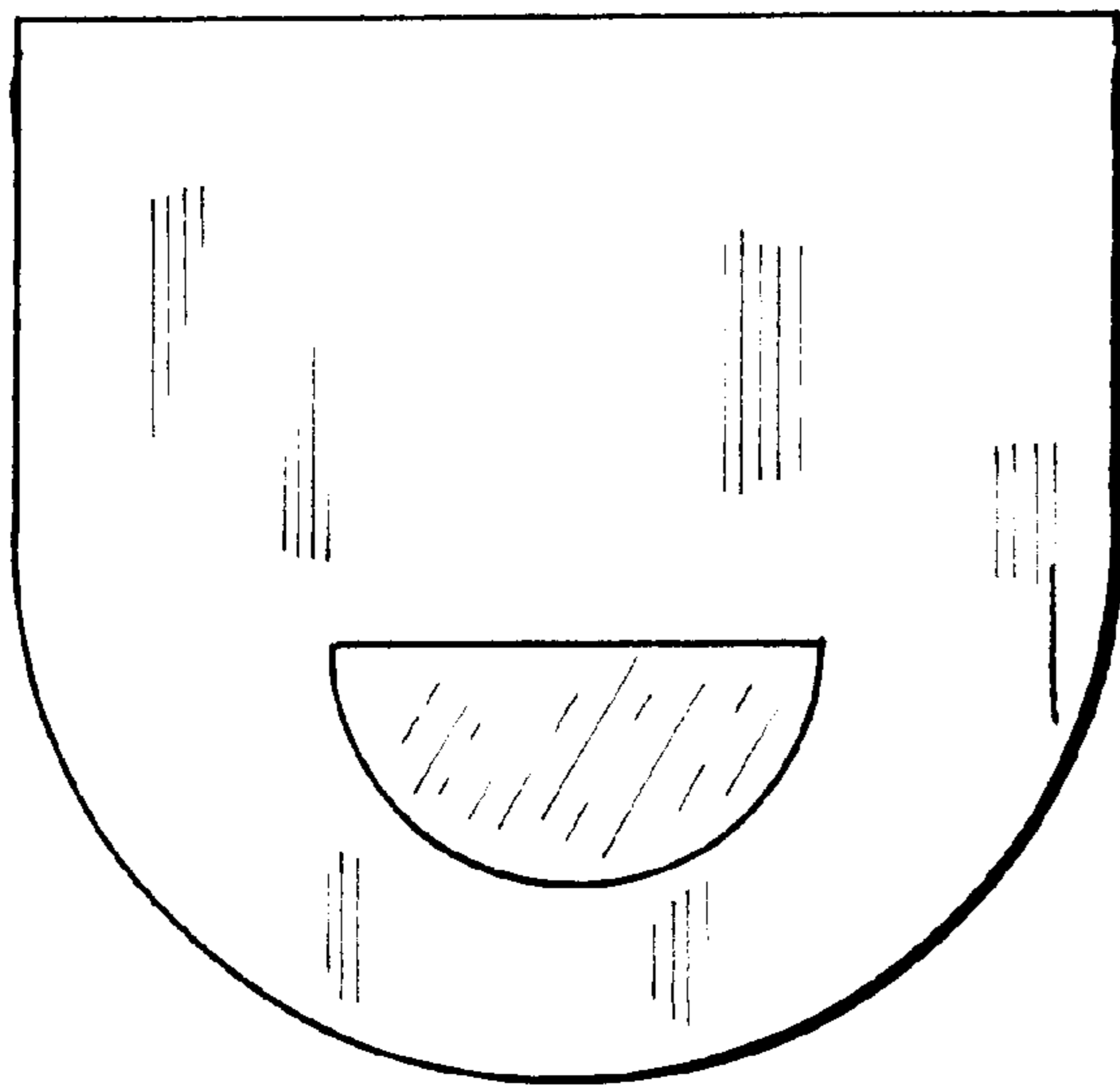


FIG. 3



FIG 7




FIG. 6

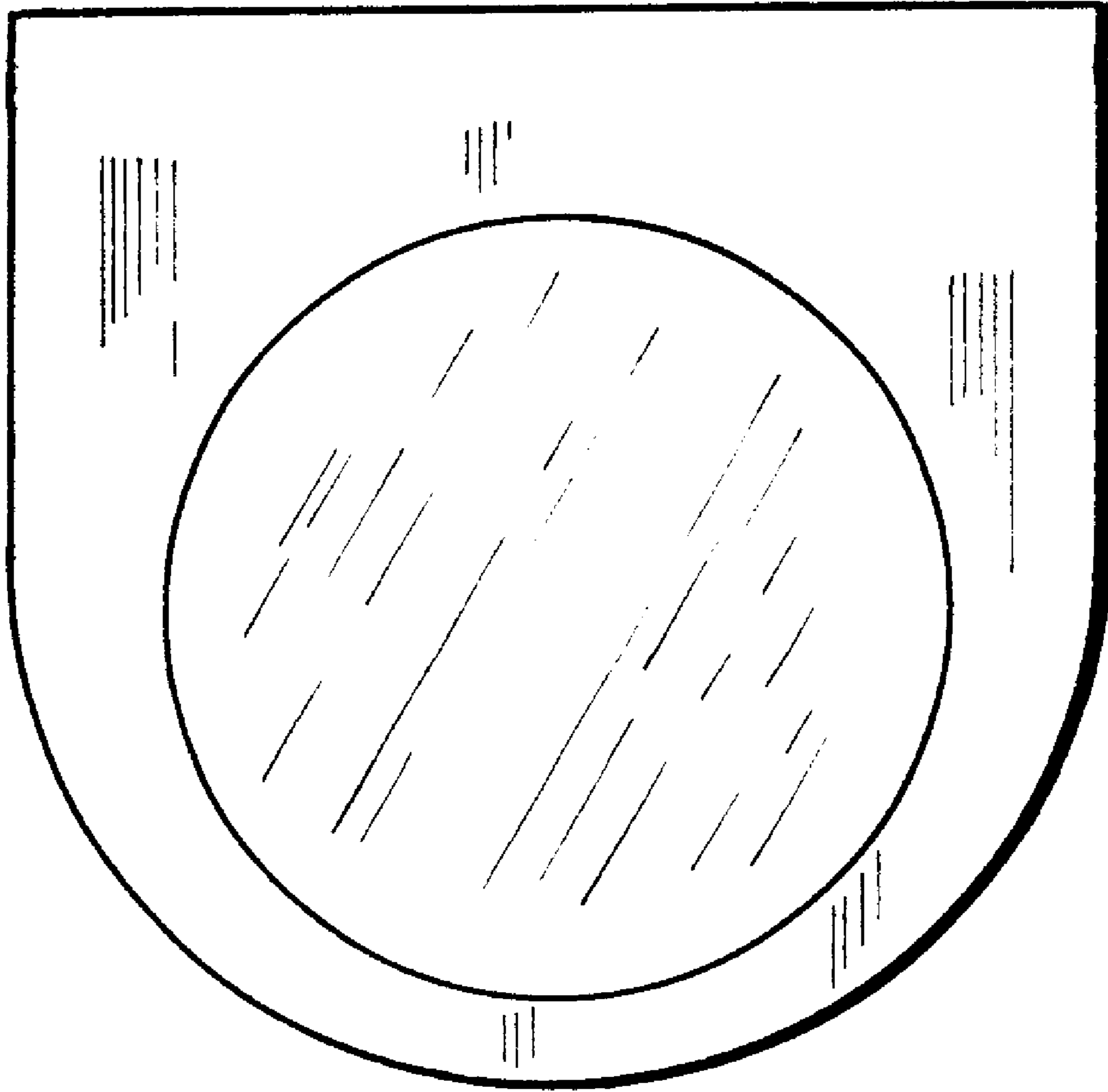


FIG. 4