

US00D459202S

(12) **United States Design Patent**  
**Dolan**

(10) **Patent No.:** **US D459,202 S**

(45) **Date of Patent:** **\*\* Jun. 25, 2002**

(54) **FINIAL**

(76) **Inventor:** **Patrick S. Dolan**, 1901 NW. Upshur,  
Portland, OR (US) 97209

(\*\*) **Term:** **14 Years**

(21) **Appl. No.:** **29/148,865**

(22) **Filed:** **Sep. 28, 2001**

(51) **LOC (7) Cl.** ..... **08-05**

(52) **U.S. Cl.** ..... **D8/378**

(58) **Field of Search** ..... D8/378, 300, 373,  
D8/376; D6/550; 248/188.9, 261-262; 160/349.1,  
349.2, 33, 38, 229.1

(56) **References Cited**

**U.S. PATENT DOCUMENTS**

5,060,631 A	*	10/1991	Lin	.....	160/229.1
5,134,816 A	*	8/1992	Bradley	.....	52/82
D340,404 S	*	10/1993	Prezner	.....	D8/378
D417,995 S	*	12/1999	Chen	.....	D6/550

**OTHER PUBLICATIONS**

Liberty Brass Long Island City, NY, 2001, p. 5 # FIN100.

\* cited by examiner

*Primary Examiner*—Pamela Burgess

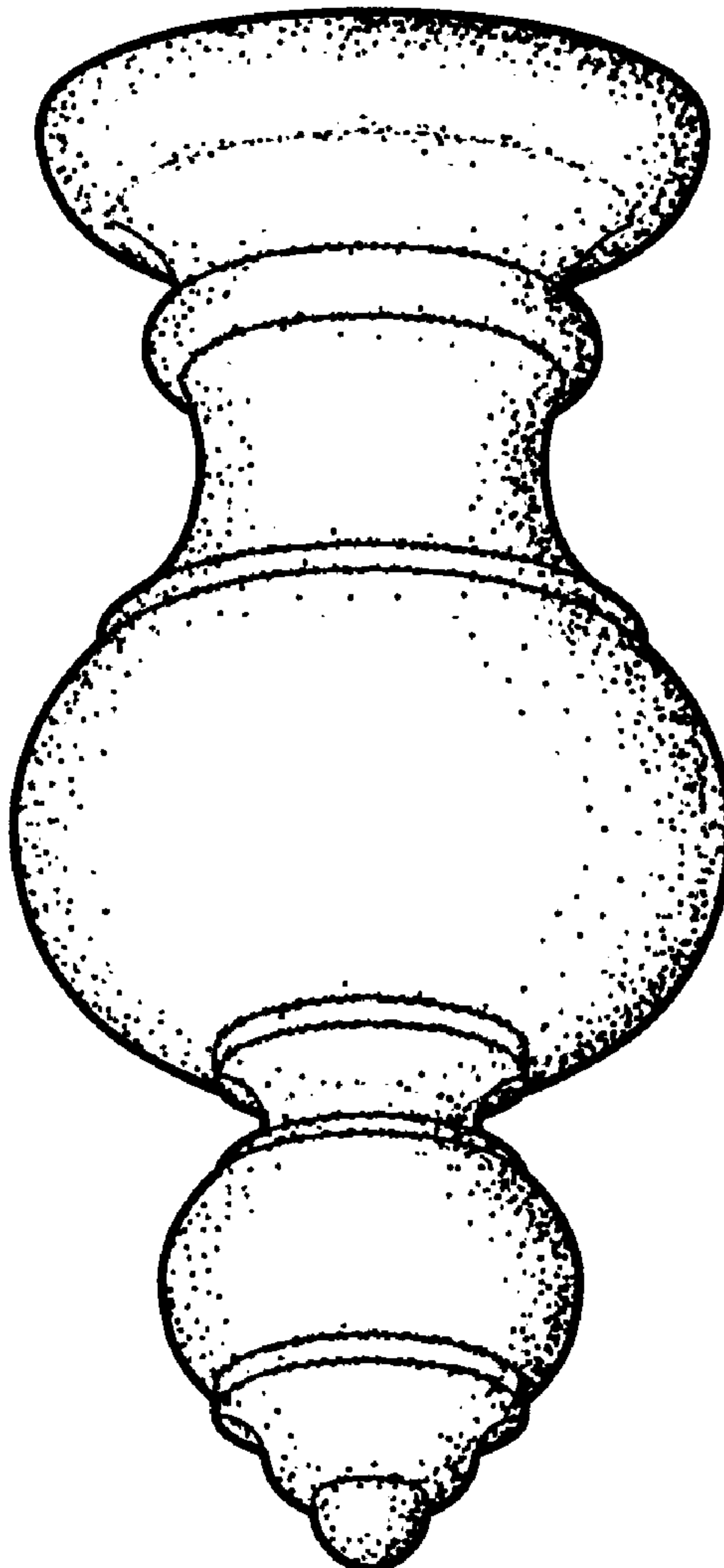
(57) **CLAIM**

The ornamental design for a finial, as shown and described.

**DESCRIPTION**

FIG. 1 is a perspective view thereof;  
FIG. 2 is a front elevational view thereof, all sides being  
identical;  
FIG. 3 is a top view thereof; and,  
FIG. 4 is a bottom plan view thereof.  
The broken line showing of environmental structure in  
FIGS. 1 and 3 is for illustrative purposes only and form no  
part of the claimed design.

**1 Claim, 4 Drawing Sheets**



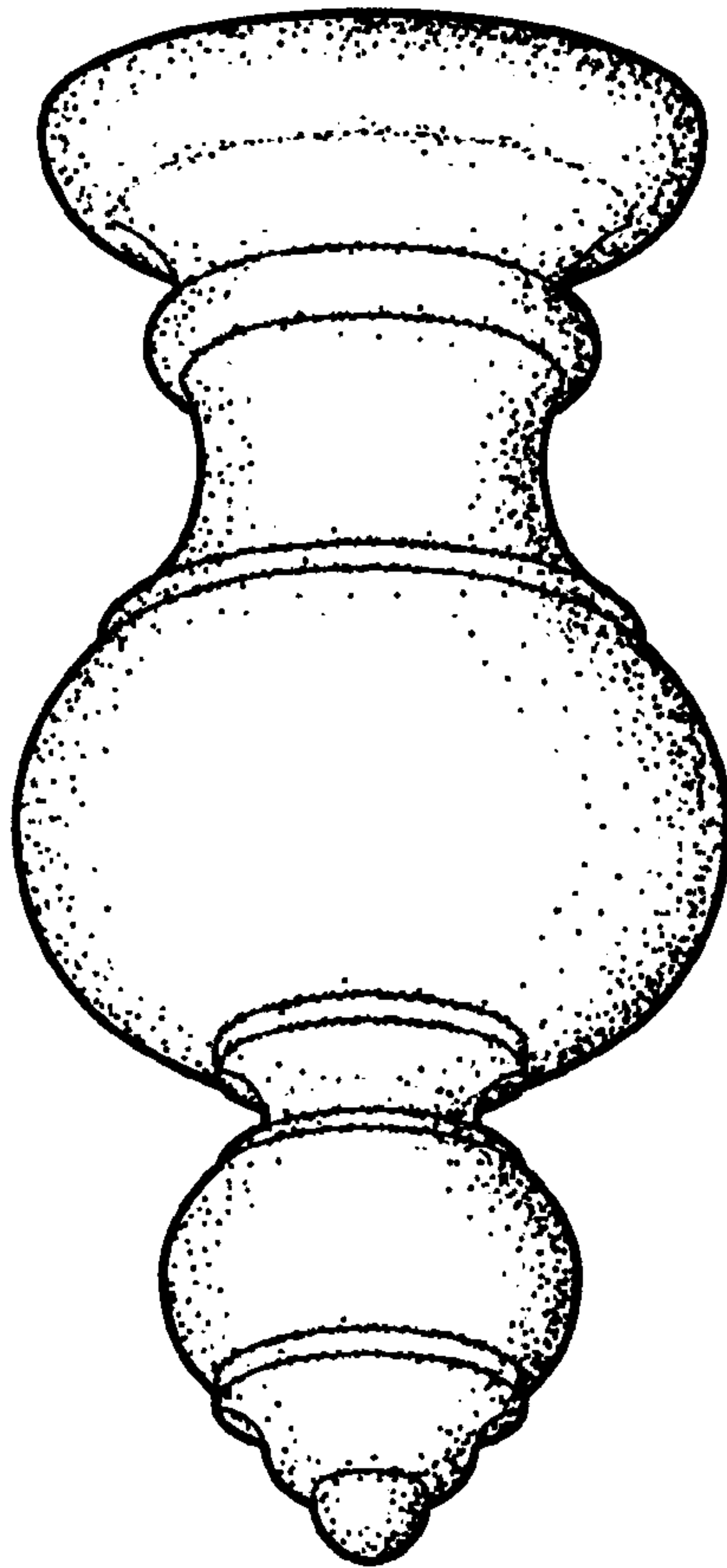


FIG. 1


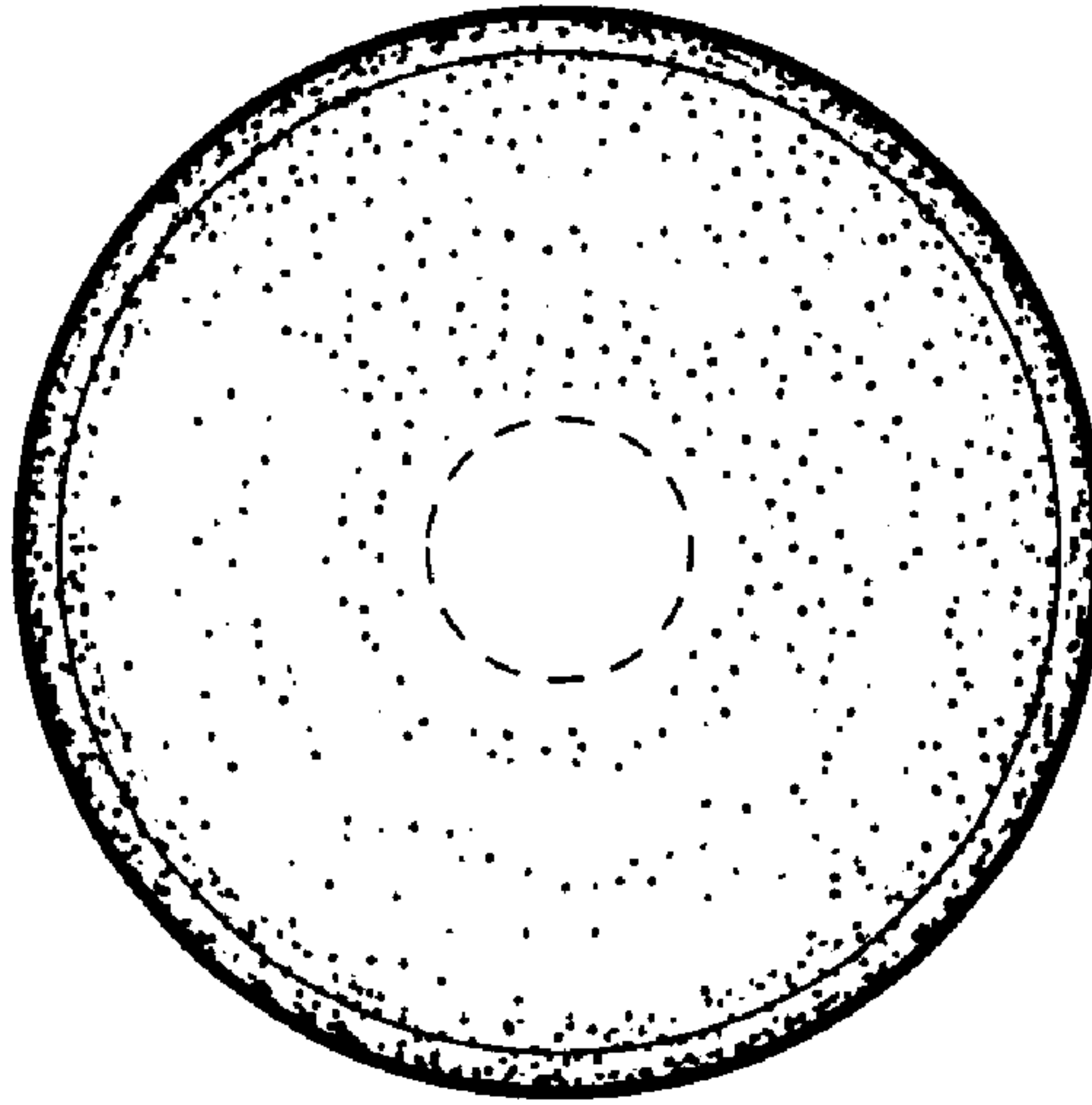
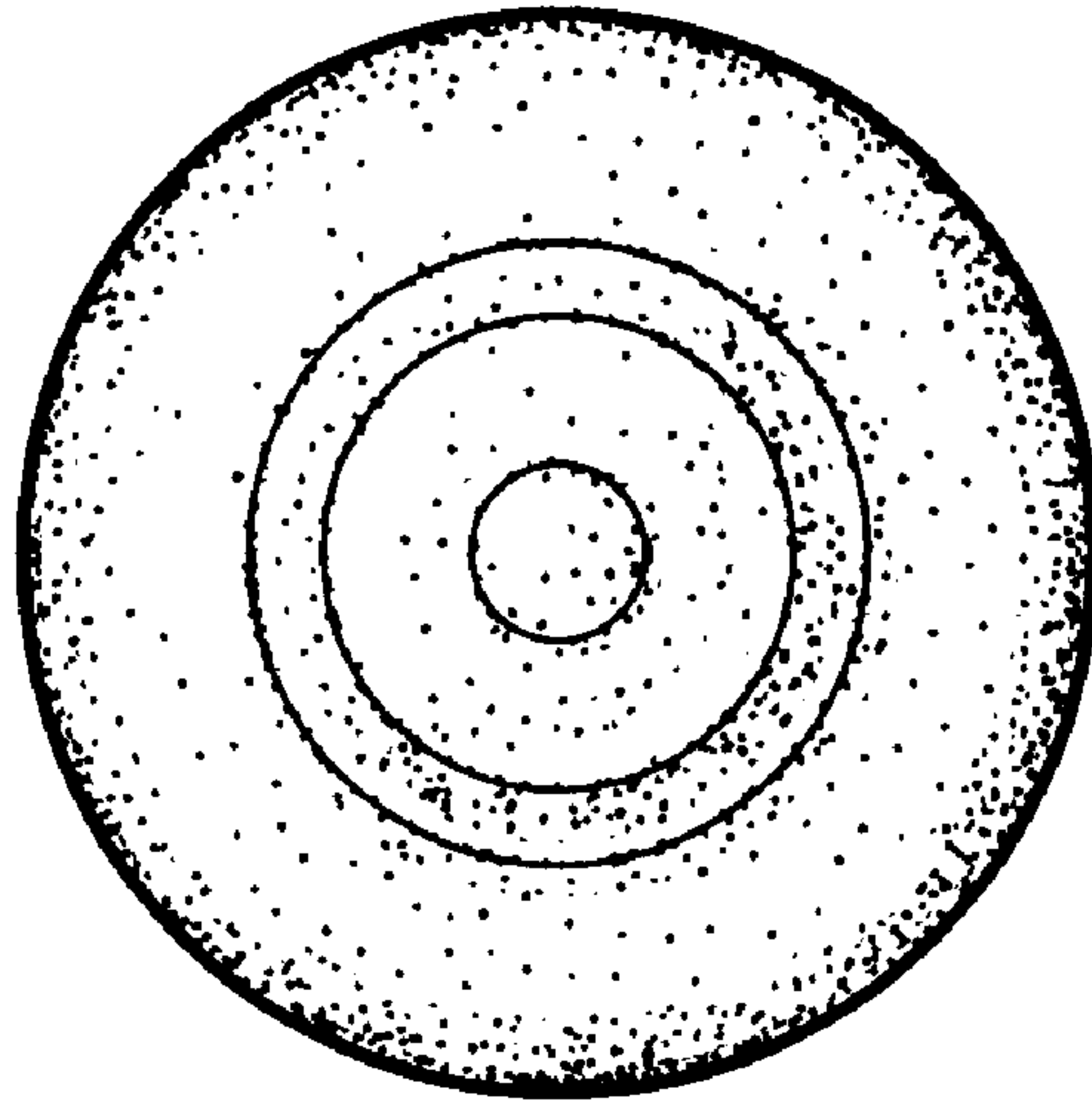


FIG. 2



**FIG. 3**



**FIG. 4**