



US00D459199S

(12) **United States Design Patent**
Soroka

(10) **Patent No.:** **US D459,199 S**

(45) **Date of Patent:** **** Jun. 25, 2002**

(54) **STRING OF LIGHTS STORAGE DEVICE**

(76) **Inventor:** **Christopher Soroka**, 3858 N. Nora,
Chicago, IL (US) 60634

(**) **Term:** **14 Years**

(21) **Appl. No.:** **29/139,951**

(22) **Filed:** **Apr. 9, 2001**

(51) **LOC (7) Cl.** **08-05**

(52) **U.S. Cl.** **D8/360.1**

(58) **Field of Search** D8/349, 354, 355,
D8/356, 360.1, 366, 383; 191/12.2 R, 12.4;
242/118, 127, 128, 387, 388, 405.1, 405.2,
405.3, 406, 407; 248/300; 439/501

(56) **References Cited**

U.S. PATENT DOCUMENTS

933,189	A	*	9/1909	Linnell	242/405.1
976,826	A	*	11/1910	Obele	242/405.1
1,634,030	A	*	6/1927	Korkames	242/405.1
1,655,065	A	*	1/1928	Le Baron	242/405.2
2,366,755	A	*	1/1945	Rogne	248/407
3,133,683	A	*	5/1964	Deacon, Sr.	242/127

3,626,495	A	*	12/1971	Bastian, Jr.	242/405.2
4,779,816	A	*	10/1988	Varlet	242/405.1
5,458,241	A	*	10/1995	Brown	242/405.2
6,142,405	A	*	11/2000	Black	242/405.1

* cited by examiner

Primary Examiner—Doris V. Coles

Assistant Examiner—Elizabeth A. Albert

(74) *Attorney, Agent, or Firm*—Goldstein Law Offices, P.C.

(57) **CLAIM**

The ornamental design for a string of lights storage device,
as shown and described.

DESCRIPTION

FIG. 1 is a perspective view of a string of lights storage device.

FIG. 2 is a front elevational view thereof.

FIG. 3 is a rear elevational view thereof.

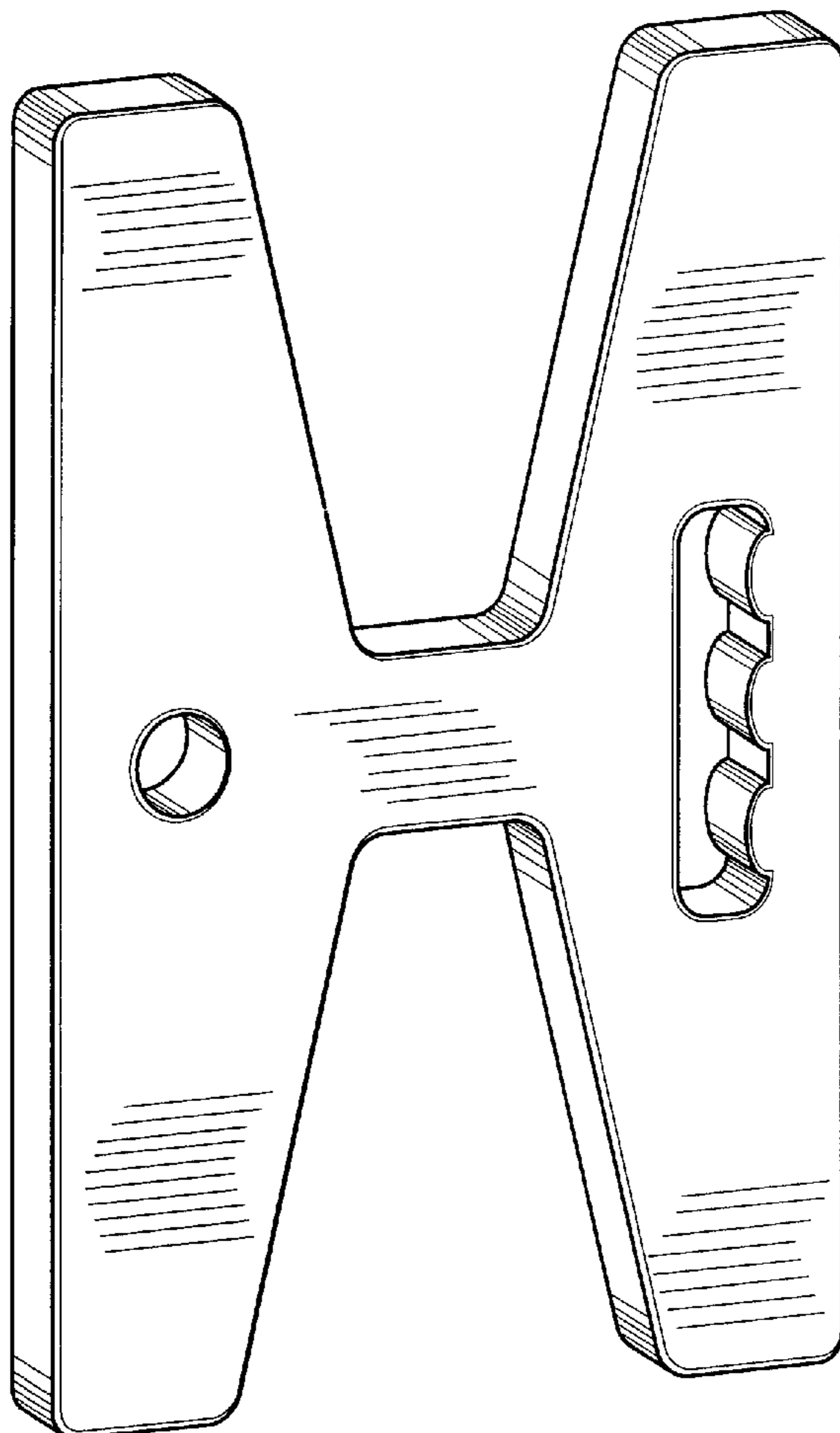
FIG. 4 is a right side elevational view thereof.

FIG. 5 is a left side elevational view thereof.

FIG. 6 is a top plan view thereof; and,

FIG. 7 is a bottom plan view thereof.

1 Claim, 4 Drawing Sheets



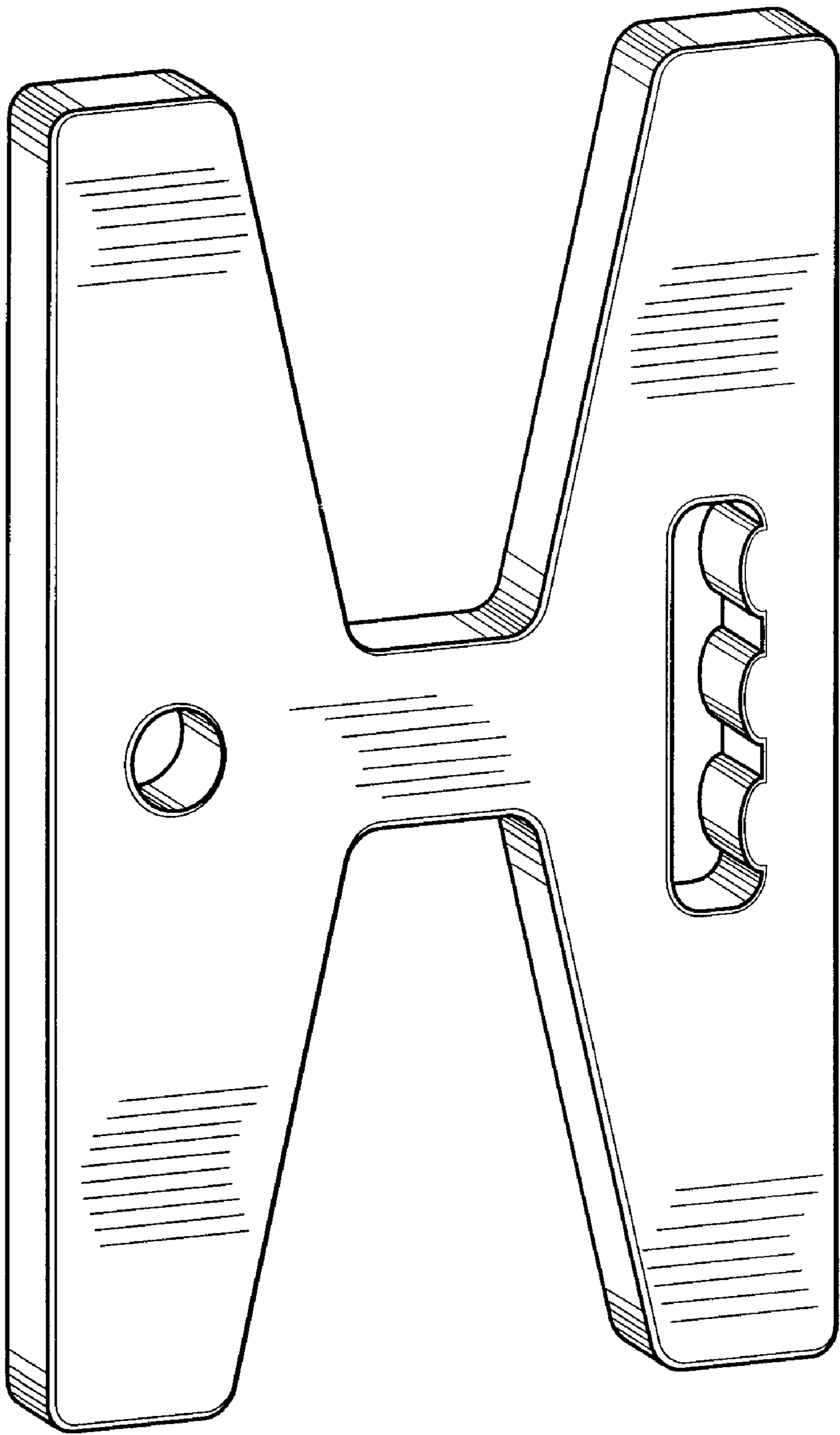


FIG. 1

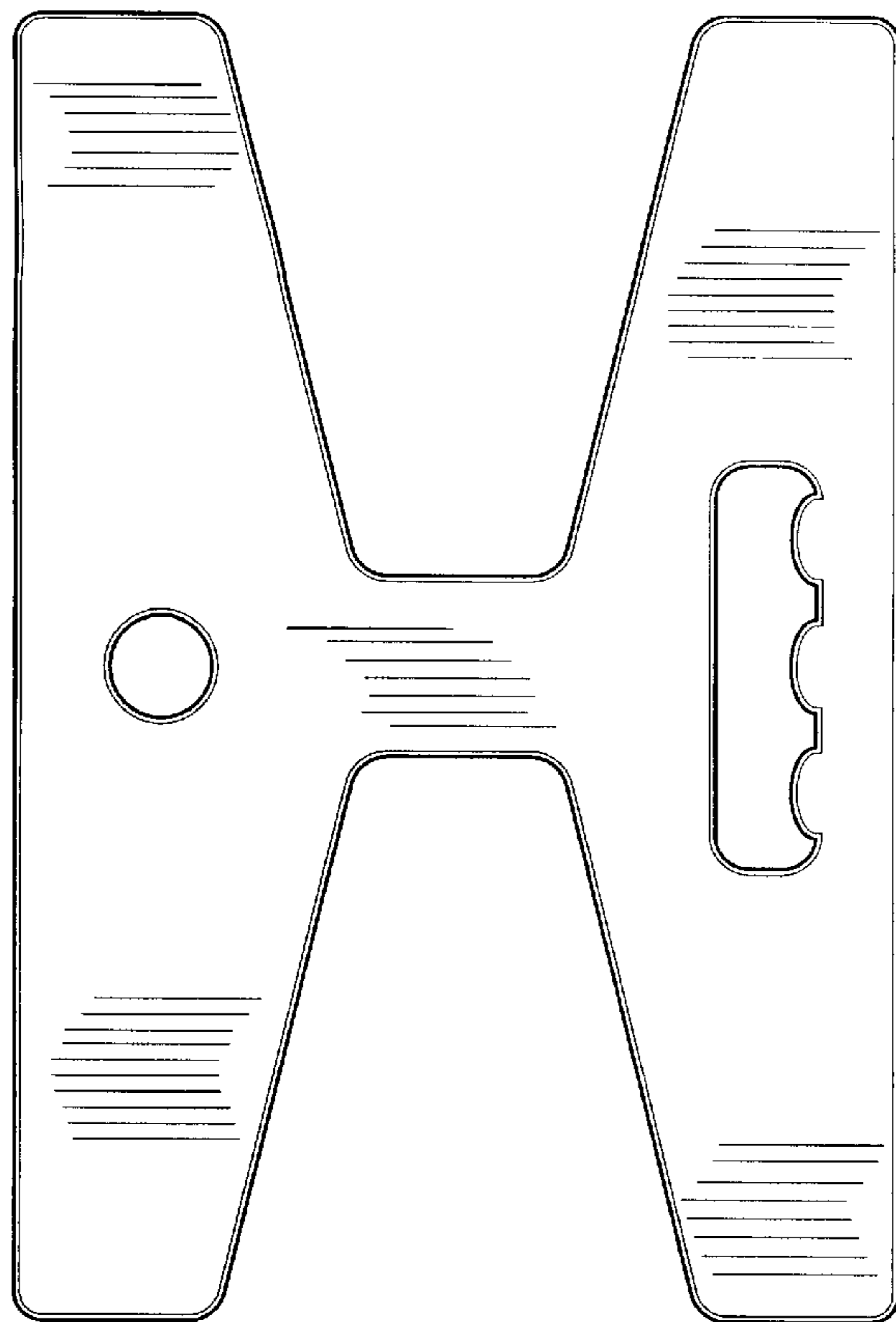


FIG. 2

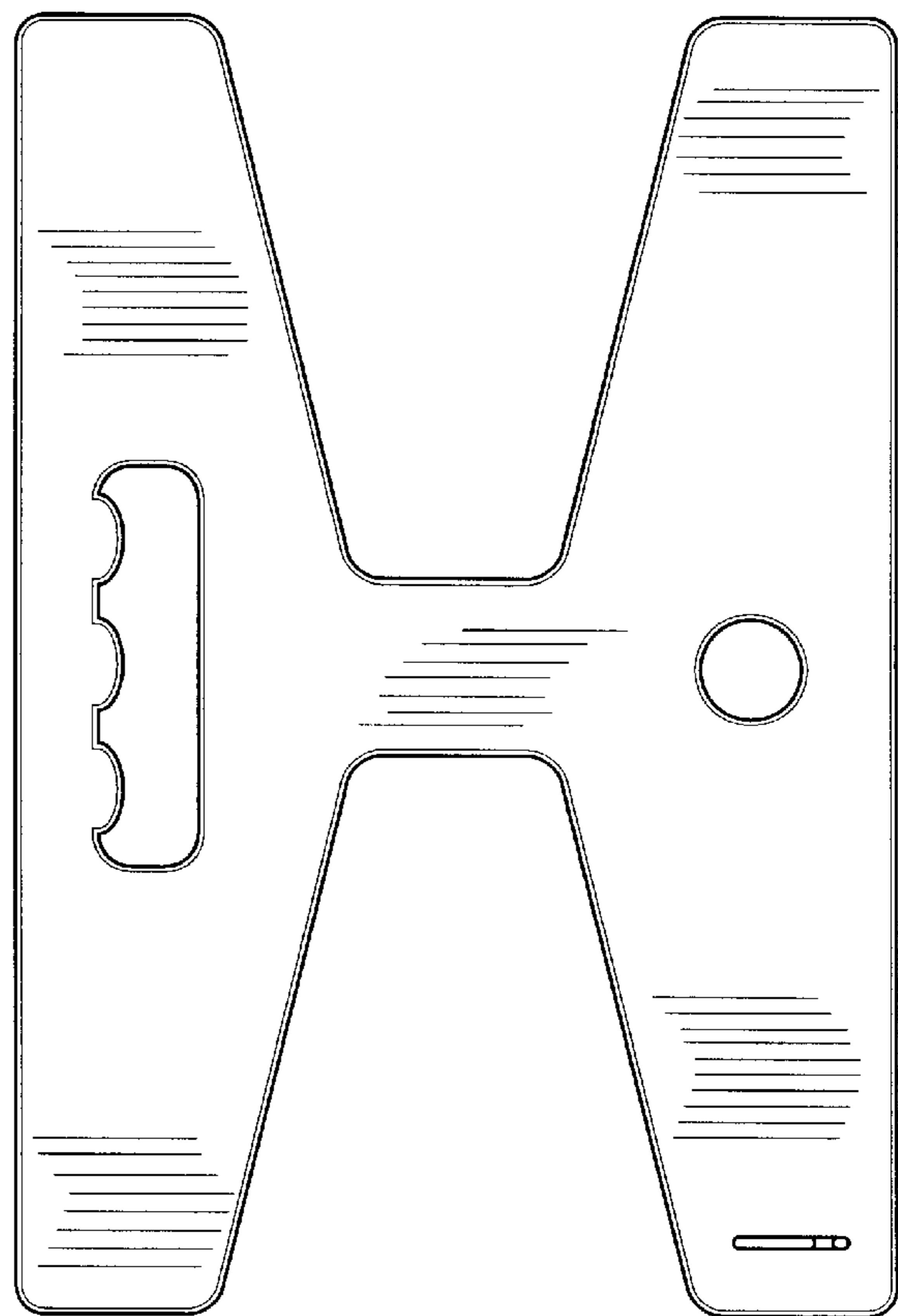


FIG. 3



FIG. 4

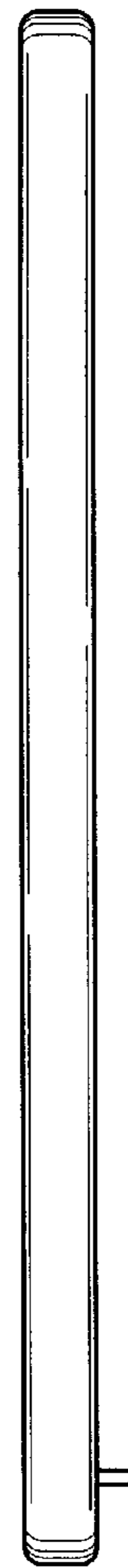


FIG. 5




FIG. 6




FIG. 7