



US00D459190S

(12) **United States Design Patent**  
**Chen**

(10) **Patent No.:** **US D459,190 S**

(45) **Date of Patent:** **\*\* Jun. 25, 2002**

(54) **UTILITY TOOL**

(76) **Inventor:** **Kenneth Chen**, 6F,No.969, Sec.2,  
Jung-Shan Rd., Tai-Shan Shiang, Taipei  
County (TW)

(\*\*) **Term:** **14 Years**

(21) **Appl. No.:** **29/143,181**

(22) **Filed:** **Jun. 9, 2001**

(51) **LOC (7) Cl.** ..... **08-02**

(52) **U.S. Cl.** ..... **D8/105; D8/81; D26/38**

(58) **Field of Search** ..... **D26/38; D8/26,**  
**D8/75-78, 81, 98, 105; 30/161, 366, 164,**  
**152, 153; 7/118, 125-135, 138, 143-147,**  
**164, 168, 170; 81/177.1, 177.2, 177.6,**  
**427.5, 440**

(56) **References Cited**

**U.S. PATENT DOCUMENTS**

3,623,173 A \* 11/1971 Hagqvist ..... 7/145  
4,592,467 A \* 6/1986 Lechner ..... 7/144 X

D324,805 S \* 3/1992 Pease ..... D8/105  
D385,771 S \* 11/1997 Chiang ..... D8/81 X  
D413,781 S \* 9/1999 Wong ..... D8/81  
D420,269 S \* 2/2000 Beu-Moshe ..... D8/81

\* cited by examiner

*Primary Examiner*—Martie K. Holtje

(74) *Attorney, Agent, or Firm*—Raymond Y. Chan; David  
and Raymond Patent Group

(57) **CLAIM**

The ornamental design for a utility tool, as shown.

**DESCRIPTION**

FIG. 1 is a front right perspective view of a utility tool  
showing my new design;

FIG. 2 is a front perspective view thereof;

FIG. 3 is a rear perspective view thereof;


FIG. 4 is a left side elevation view thereof;


FIG. 5 is a right side elevation view thereof;

FIG. 6 is a top plan view thereof; and,


FIG. 7 is a bottom plan view thereof.

**1 Claim, 5 Drawing Sheets**







**FIG 1**




**FIG 2**




**FIG 3**




**FIG 4**



**FIG 5**



**FIG 6**



**FIG 7**