



US00D459187S

(12) **United States Design Patent**
Norton

(10) **Patent No.:** **US D459,187 S**

(45) **Date of Patent:** **** Jun. 25, 2002**

(54) **UPHOLSTERY TOOL**

(76) **Inventor:** **Donovan K. Norton**, 1395 E.
Palomares Ave., La Verne, CA (US)
91750

(**) **Term:** **14 Years**

(21) **Appl. No.:** **29/139,102**

(22) **Filed:** **Mar. 26, 2001**

(51) **LOC (7) Cl.** **08-05**

(52) **U.S. Cl.** **D8/89**; D8/14

(58) **Field of Search** D8/14, 88, 89;
D32/46, 49; 254/25, 28, 120, 131

(56) **References Cited**

U.S. PATENT DOCUMENTS

3,583,673	A	*	6/1971	Poskin	254/28
3,825,226	A	*	7/1974	Appleman	254/28
4,036,471	A	*	7/1977	Allen et al.	254/28
D255,320	S	*	6/1980	Steck	D8/99
4,293,119	A	*	10/1981	Diederichs	254/28

D268,215	S	*	3/1983	McBride	D32/49
5,031,881	A	*	7/1991	Thurmston	254/28
D326,546	S	*	5/1992	Gringer	D32/49
5,440,777	A	*	8/1995	Olivieri	15/236.01
5,546,625	A	*	8/1996	Mealey, Sr.	15/105
D388,671	S	*	1/1998	Suganami	D8/14

* cited by examiner

Primary Examiner—Philip S. Hyder

(74) *Attorney, Agent, or Firm*—Charles C. Logan, II

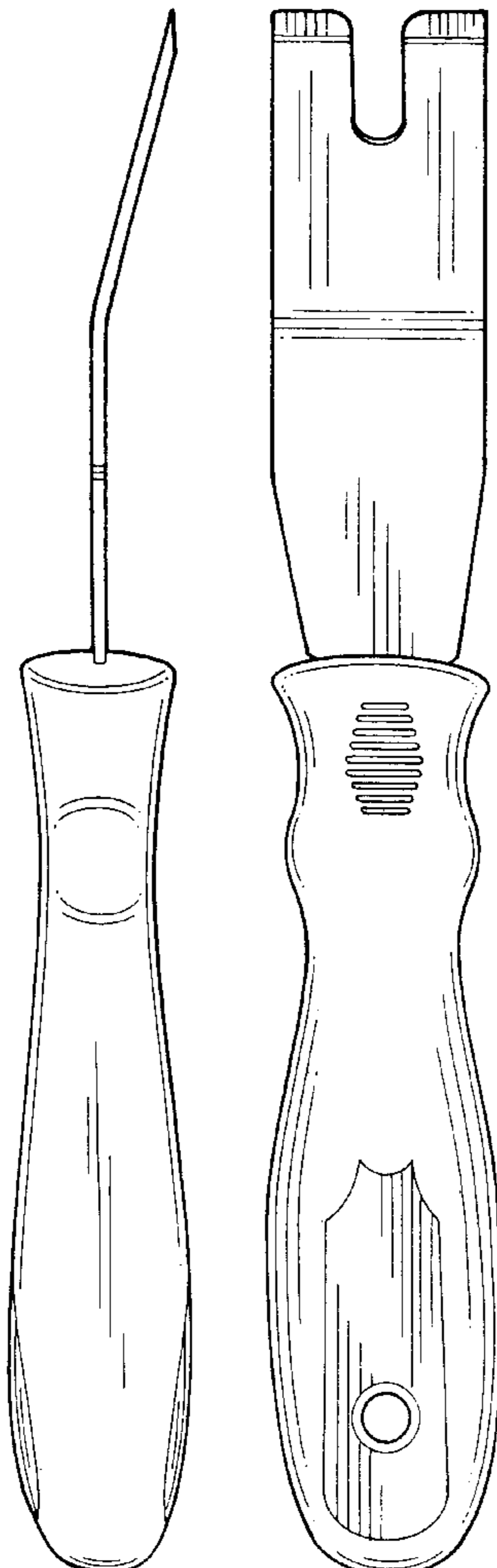
(57) **CLAIM**

The ornamental design for an upholstery tool, as shown and described.

DESCRIPTION

FIG. 1 is a bottom plan view of the novel upholstery tool; FIG. 2 is a left side elevation view thereof and the right side elevation view thereof is identical but reversed; FIG. 3 is a top plan view thereof; FIG. 4 is a front end view thereof; and, FIG. 5 is a rear view thereof.

1 Claim, 1 Drawing Sheet



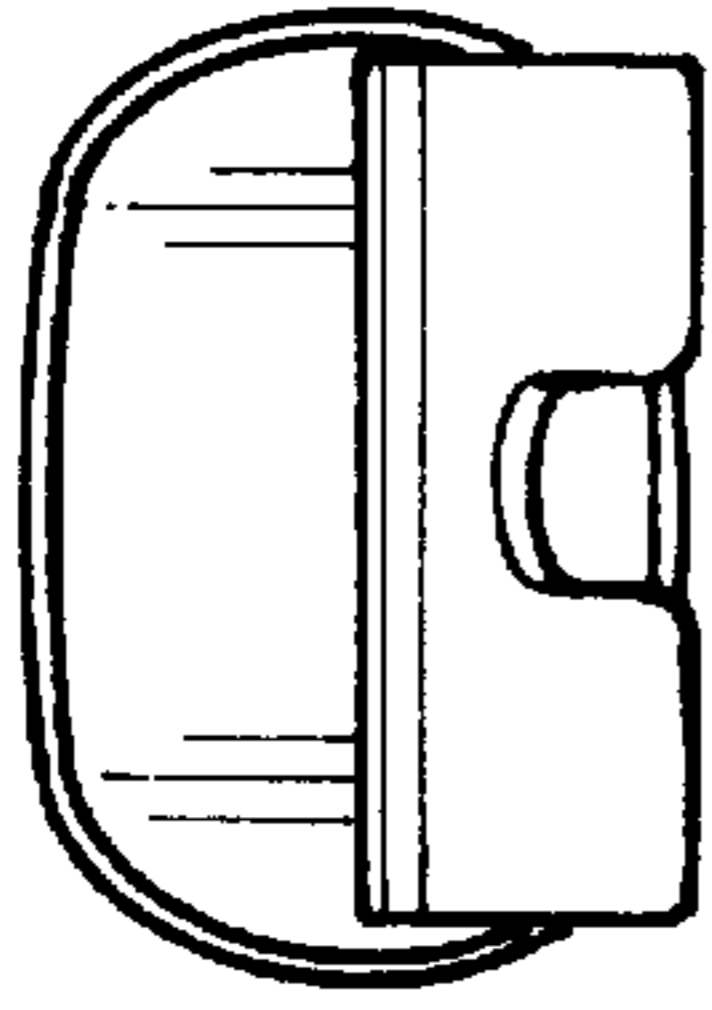


FIG. 4

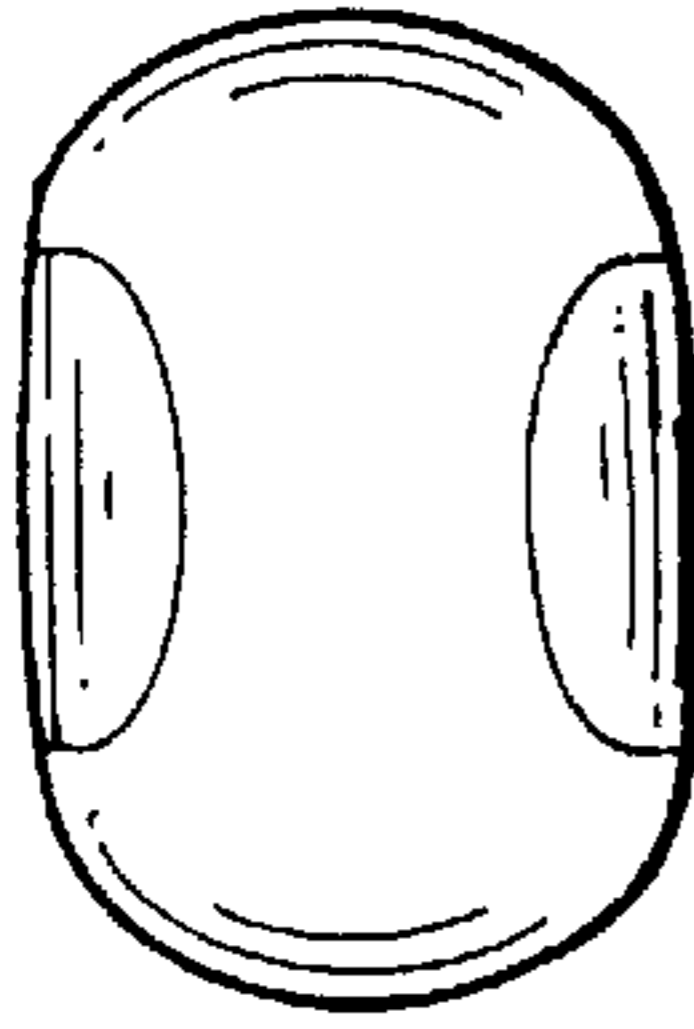


FIG. 5

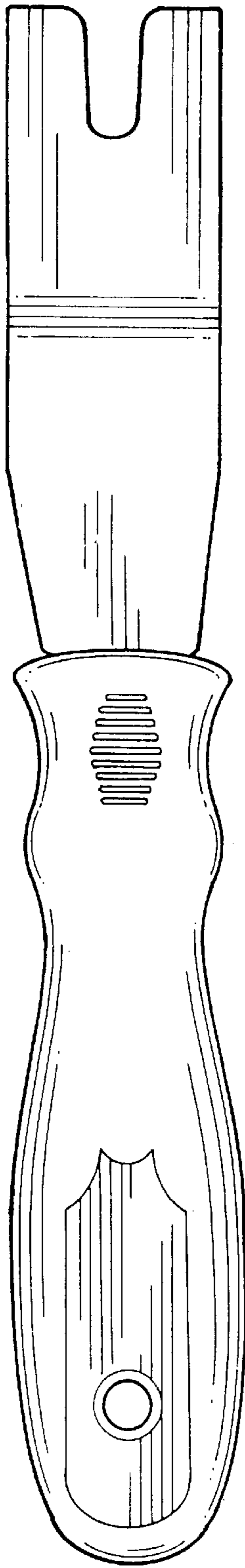


FIG. 1

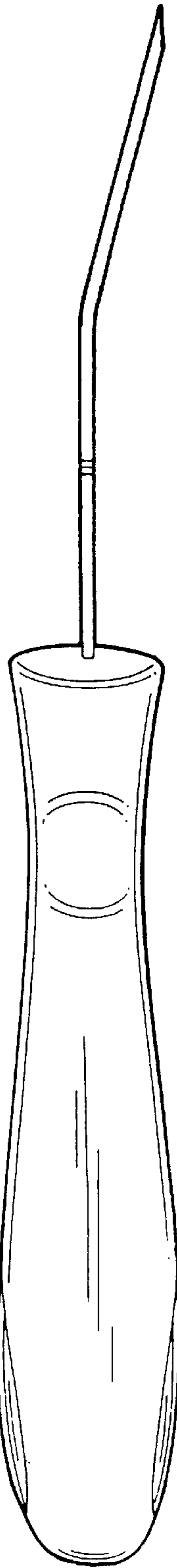


FIG. 2

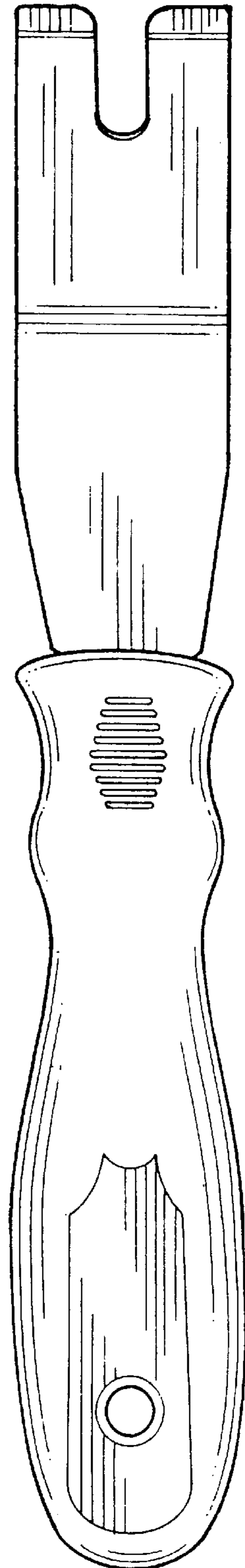


FIG. 3