



US00D459158S

(12) **United States Design Patent**
Tardif et al.

(10) **Patent No.:** **US D459,158 S**
(45) **Date of Patent:** **** Jun. 25, 2002**

(54) **THERMAL BOTTLE WITH A TUMBLER AT EACH EXTREMITY**

(75) Inventors: **Pierre Tardif**, Longueuil; **Kimberly Hoang**, St-Laurent, both of (CA)

(73) Assignee: **Trudeau Corporation 1889, Inc.**, Quebec (CA)

(**) Term: **14 Years**

(21) Appl. No.: **29/151,305**

(22) Filed: **Dec. 7, 2001**

Related U.S. Application Data

(62) Division of application No. 29/130,927, filed on Oct. 13, 2000.

(30) **Foreign Application Priority Data**

Apr. 14, 2000 (CA) 2000-0998

(51) **LOC (7) Cl.** **07-01**

(52) **U.S. Cl.** **D7/608**

(58) **Field of Search** D7/605-608; D9/501-504; 62/457.1, 457.7; 215/6, 12.1, 12.2, 13.1

(56) **References Cited**

U.S. PATENT DOCUMENTS

1,748,565 A * 3/1930 Coryell D7/608 X
3,371,807 A * 3/1968 Clouser et al. 215/6
D246,858 S * 1/1978 Larson D7/608 X

* cited by examiner

Primary Examiner—Terry A. Wallace

(74) *Attorney, Agent, or Firm*—Fish & Richardson P.C.

(57) **CLAIM**

We claim the ornamental design for a thermal bottle with a tumbler at each extremity, as shown and described.

DESCRIPTION

FIG. 1 is a perspective view of a thermal bottle with a tumbler at each extremity;

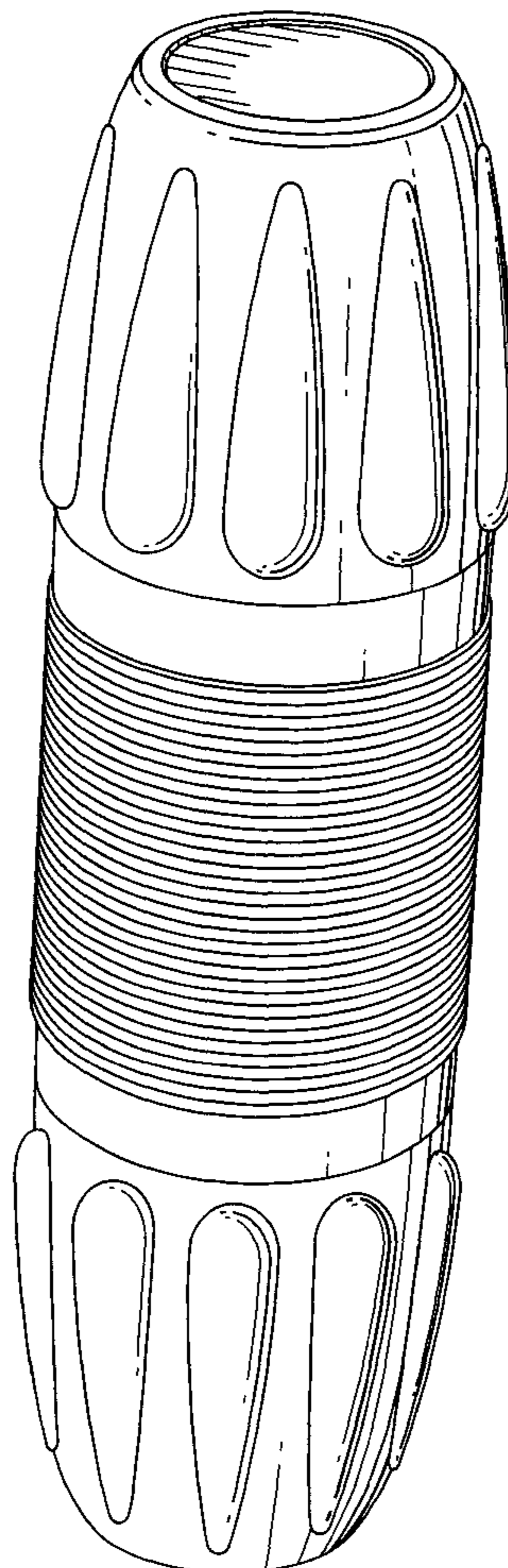
FIG. 2 is a front elevational view of the article shown in FIG. 1;

FIG. 3 is a top view of the article shown in FIG. 1;

FIG. 4 is a side elevational view of the article shown in FIG. 1; and,

FIG. 5 is a bottom view of the article shown in FIG. 1.

1 Claim, 3 Drawing Sheets



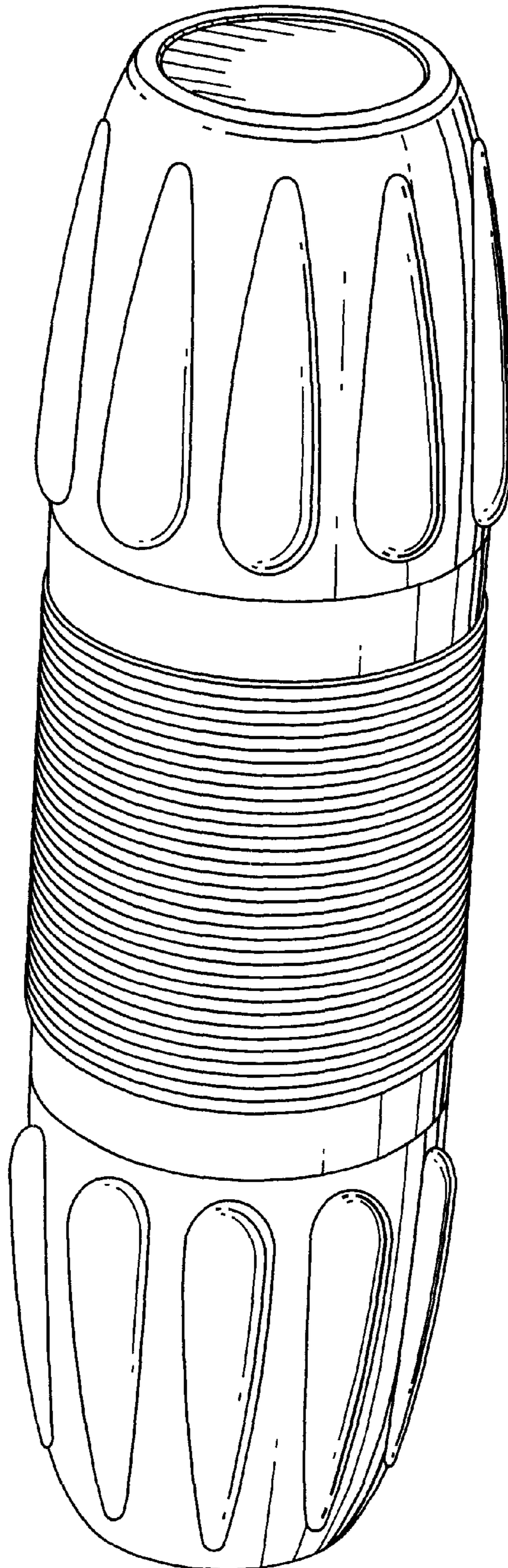


Fig.1

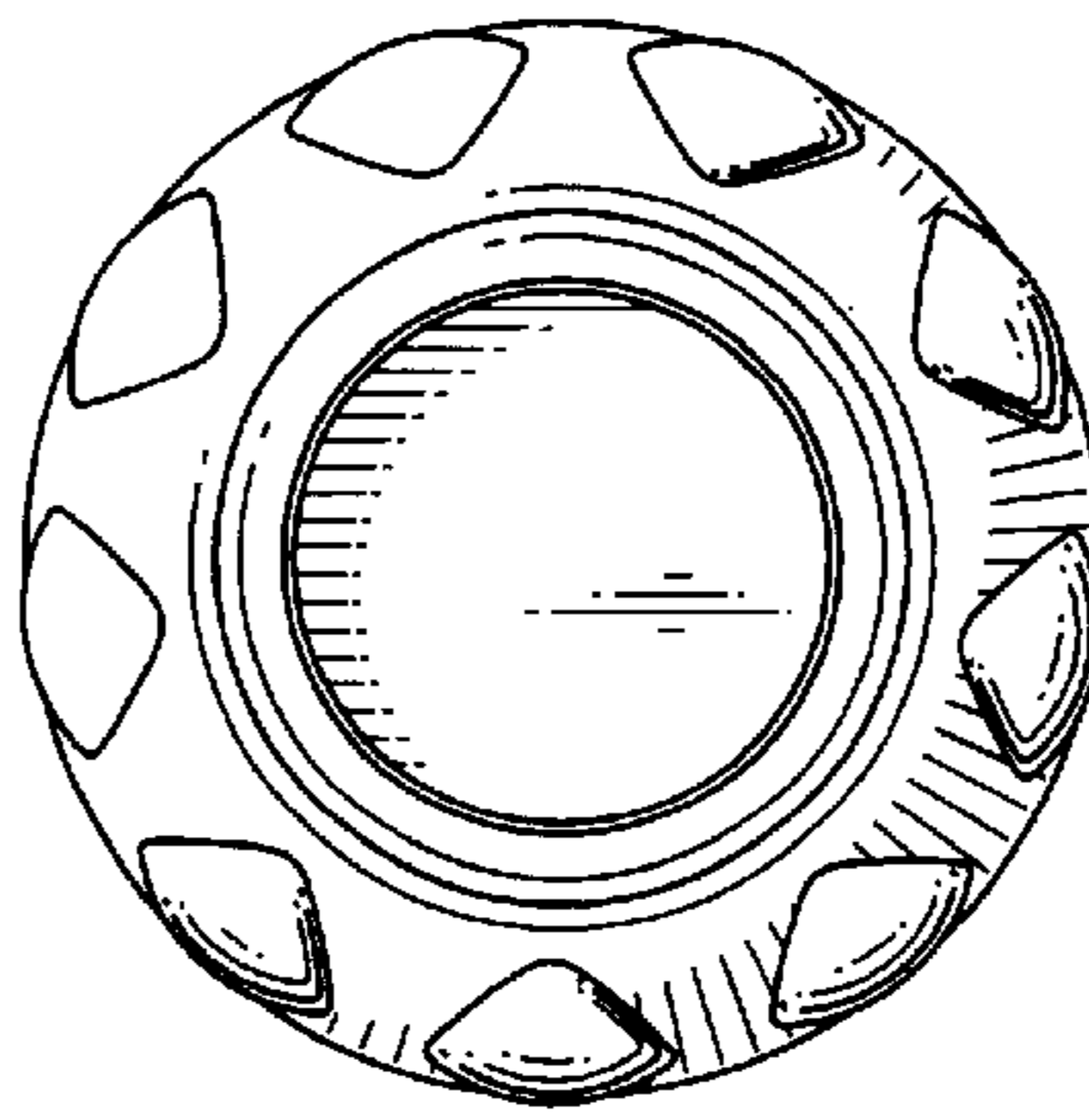


Fig.3




Fig.2




Fig.4

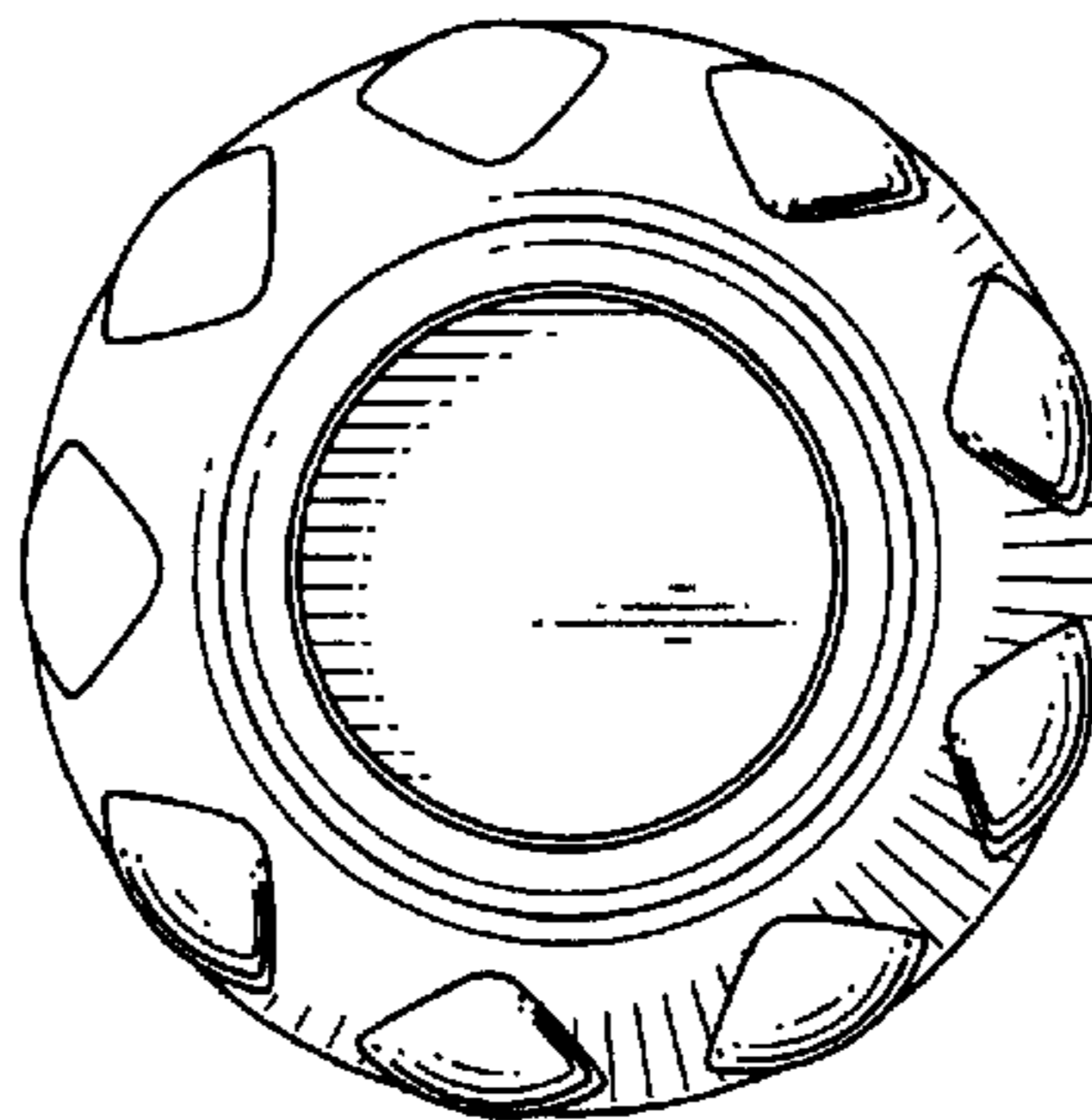


Fig.5