



US00D459137S

(12) **United States Design Patent**
Poirier

(10) **Patent No.:** **US D459,137 S**
(45) **Date of Patent:** **** Jun. 25, 2002**

(54) **COLUMN HOLDER, PARTICULARLY FOR COMPACT DISCS**

FOREIGN PATENT DOCUMENTS

(75) Inventor: **René Poirier**, Les Landes d'Apigné (FR)

FR 99 7227 11/1999

* cited by examiner

(73) Assignee: **Societe Rennaise du Meuble SA**, Le Rheu Cedex (FR)

Primary Examiner—Jeffrey Asch

(74) *Attorney, Agent, or Firm*—Armstrong, Westerman & Hattori, LLP

(**) Term: **14 Years**

(57) **CLAIM**

(21) Appl. No.: **29/128,804**

The ornamental design for a column holder, particularly for compact discs, as shown and described.

(22) Filed: **Sep. 1, 2000**

DESCRIPTION

(30) **Foreign Application Priority Data**

Mar. 3, 2000 (FR) 00 1482

(51) **LOC (7) Cl.** **06-04**

(52) **U.S. Cl.** **D6/630; D6/461**

(58) **Field of Search** D6/407, 626-630, D6/462-468, 450, 457, 473-476, 556-567, 570-572, 553; 312/9.1-9.64; D32/55, 58; 211/40, 41.1, 41.2, 41.3, 41.4, 42, 41.12, 44, 41.18, 48, 181.1; 206/307.1, 307, 308.1, 445, 387.15, 454, 387.1, 425

FIG. 1 is a perspective views of a first embodiment of the present design;

FIG. 2 is a perspective view from the direction indicated arrow 2 of FIG. 1;

FIG. 3 is a perspective view from the direction indicated by arrow 3 of FIG. 2;

FIG. 4 is a cross-sectional view along line 4-4 of FIG. 1; FIG. 5 is a perspective view similar to FIG. 1 of a second embodiment; and,

FIG. 6 is a perspective view similar to FIG. 1 of a third embodiment.

(56) **References Cited**

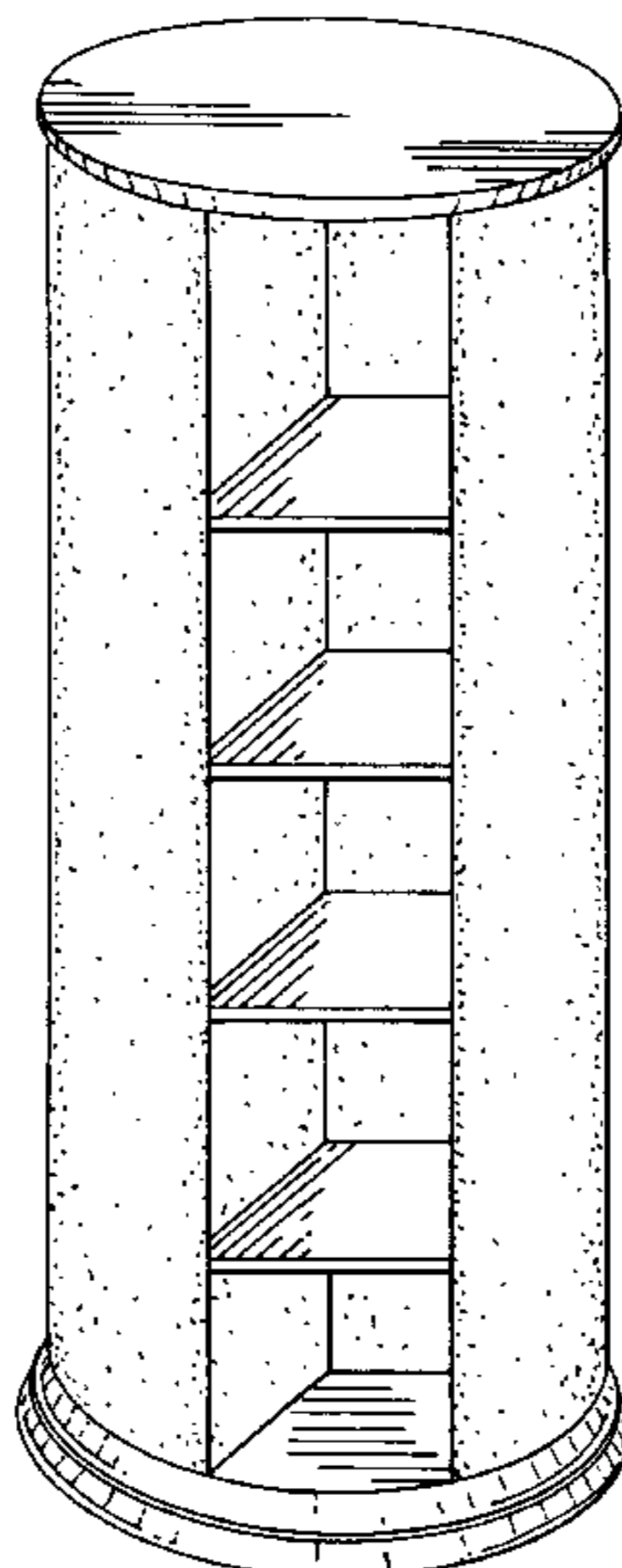
U.S. PATENT DOCUMENTS

D164,966 S	*	10/1951	Snyder	D6/436
D210,295 S	*	2/1968	Treu	D6/407
D210,296 S	*	2/1968	Treu	D6/571
D210,785 S	*	4/1968	Treu	D6/407
D240,870 S	*	8/1976	Howard et al.	D6/459
D258,555 S	*	3/1981	Rosenthal	D6/461
4,548,324 A	*	10/1985	Mackey, Jr.	211/58
D295,124 S	*	4/1988	Jaquish	D6/461
D327,996 S	*	7/1992	Warfield	D6/457
D329,552 S	*	9/1992	Wells et al.	D6/461
D337,671 S	*	7/1993	Rushing	D6/455
5,346,079 A	*	9/1994	Price, Jr. et al.	211/41.12
D375,648 S	*	11/1996	Geffen	D6/630
D429,091 S	*	8/2000	Chen	D6/461

In each embodiment, a bottom view is identical to a top view as shown in the drawings, and a view along an horizontal axis is symmetrical by a rotation of 120° around a vertical central axis of the column holder. As shown in the drawings, the embodiments essentially differ only by the height of the column and number of shelves.

In each embodiment, as shown in the drawings by dots, the side panels are of a color different from the color of the base, top and/or shelves. Preferably, the base, top and shelves are of one color and the side panels are of another color. More preferably, these two colors are contrasted. Even more preferably, the color of the base, top and shelves is red, brown or natural wood, and the color of the side panels is black.

1 Claim, 5 Drawing Sheets



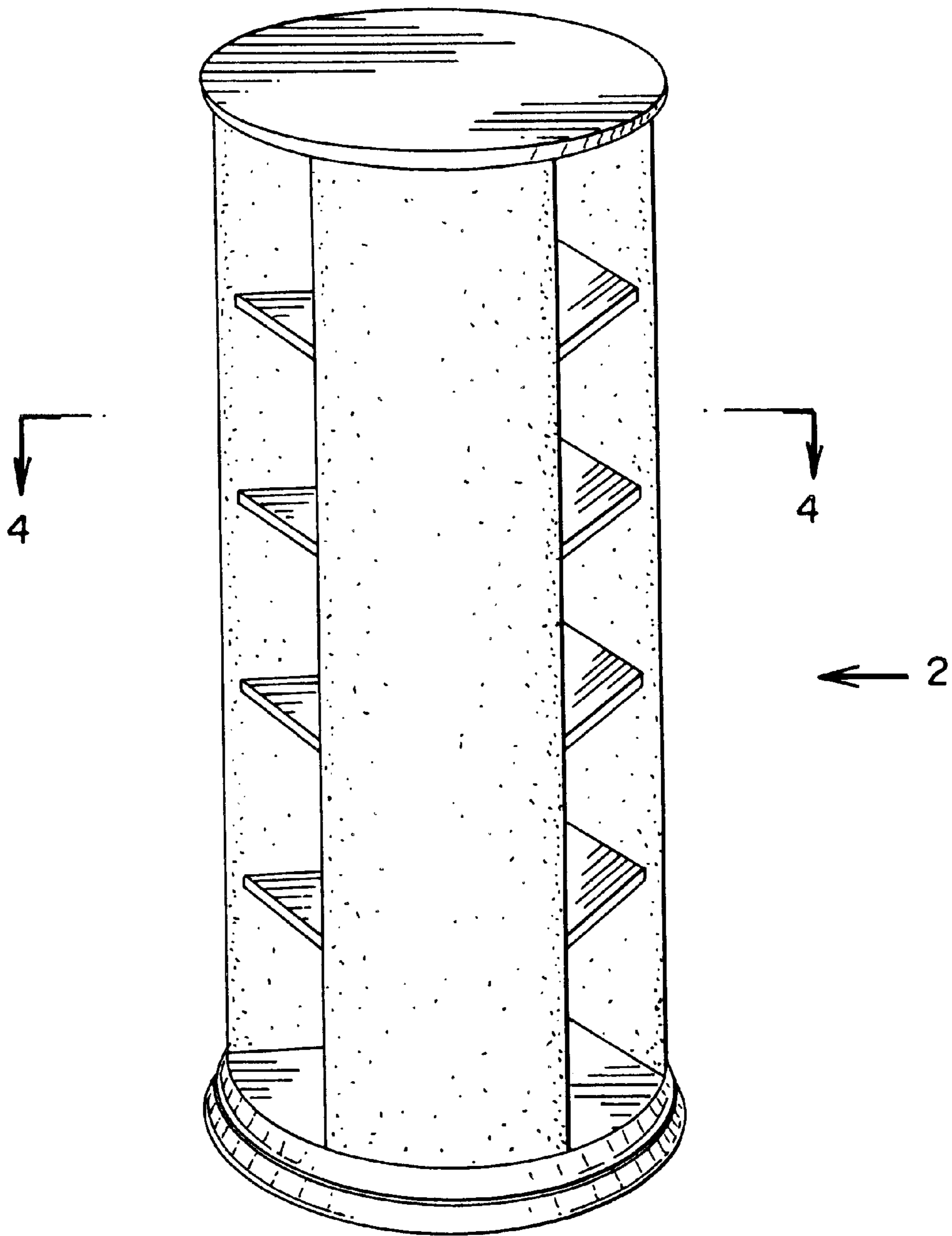
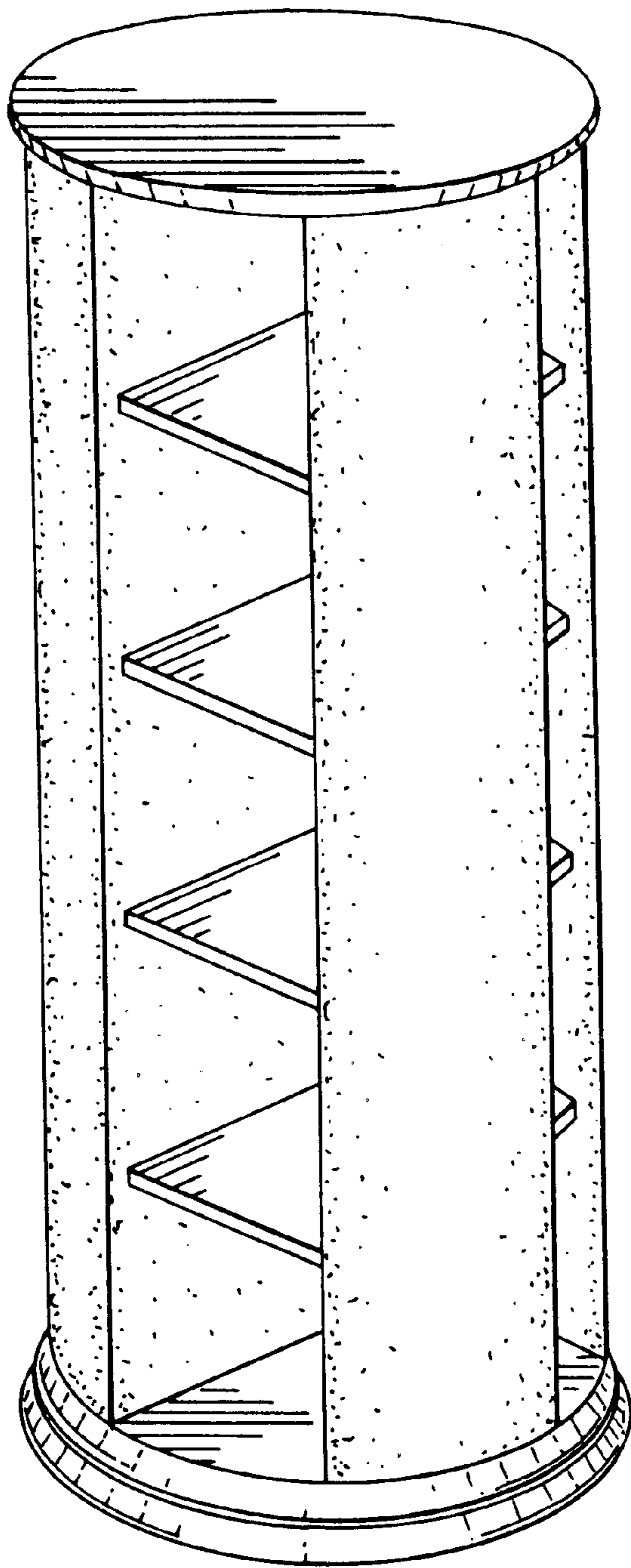


Fig. 1



← 3

Fig. 2

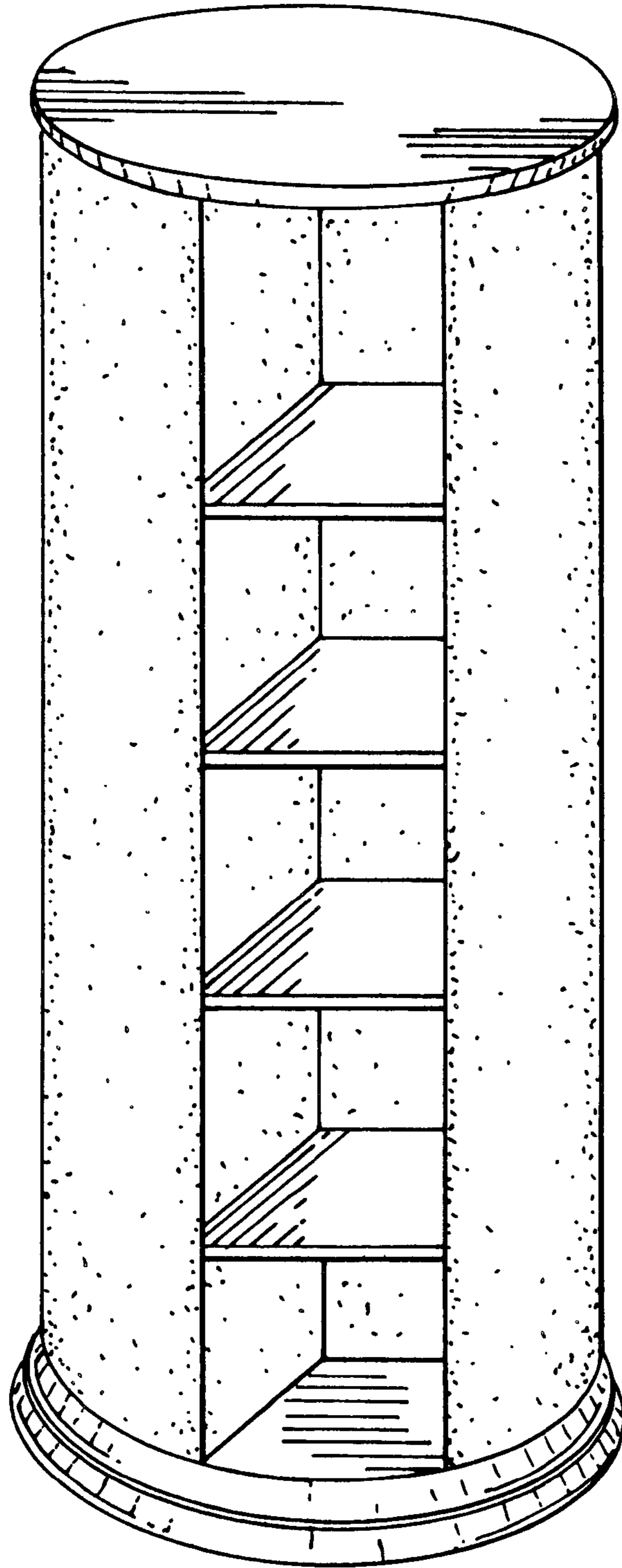


Fig. 3

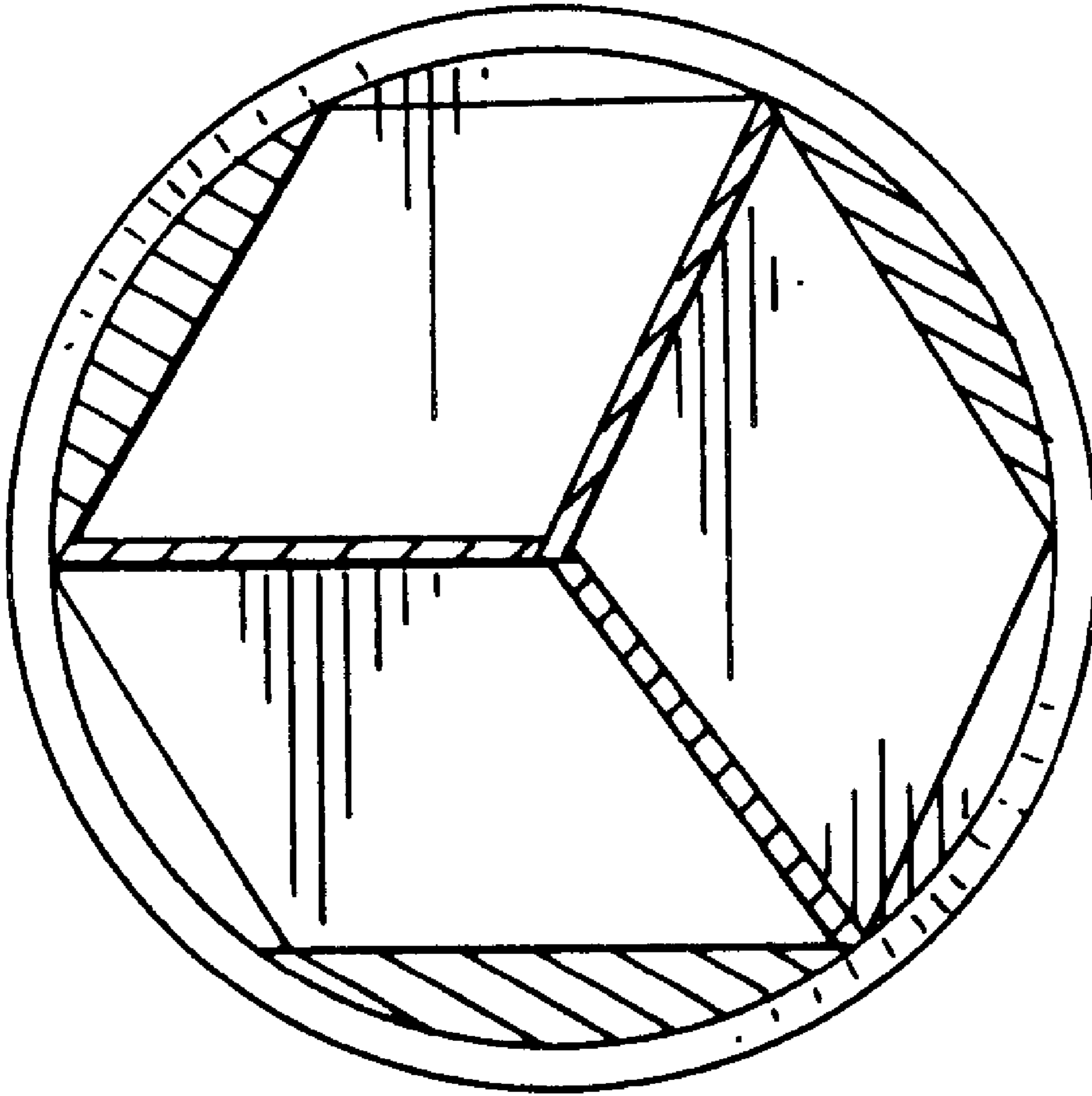


Fig. 4

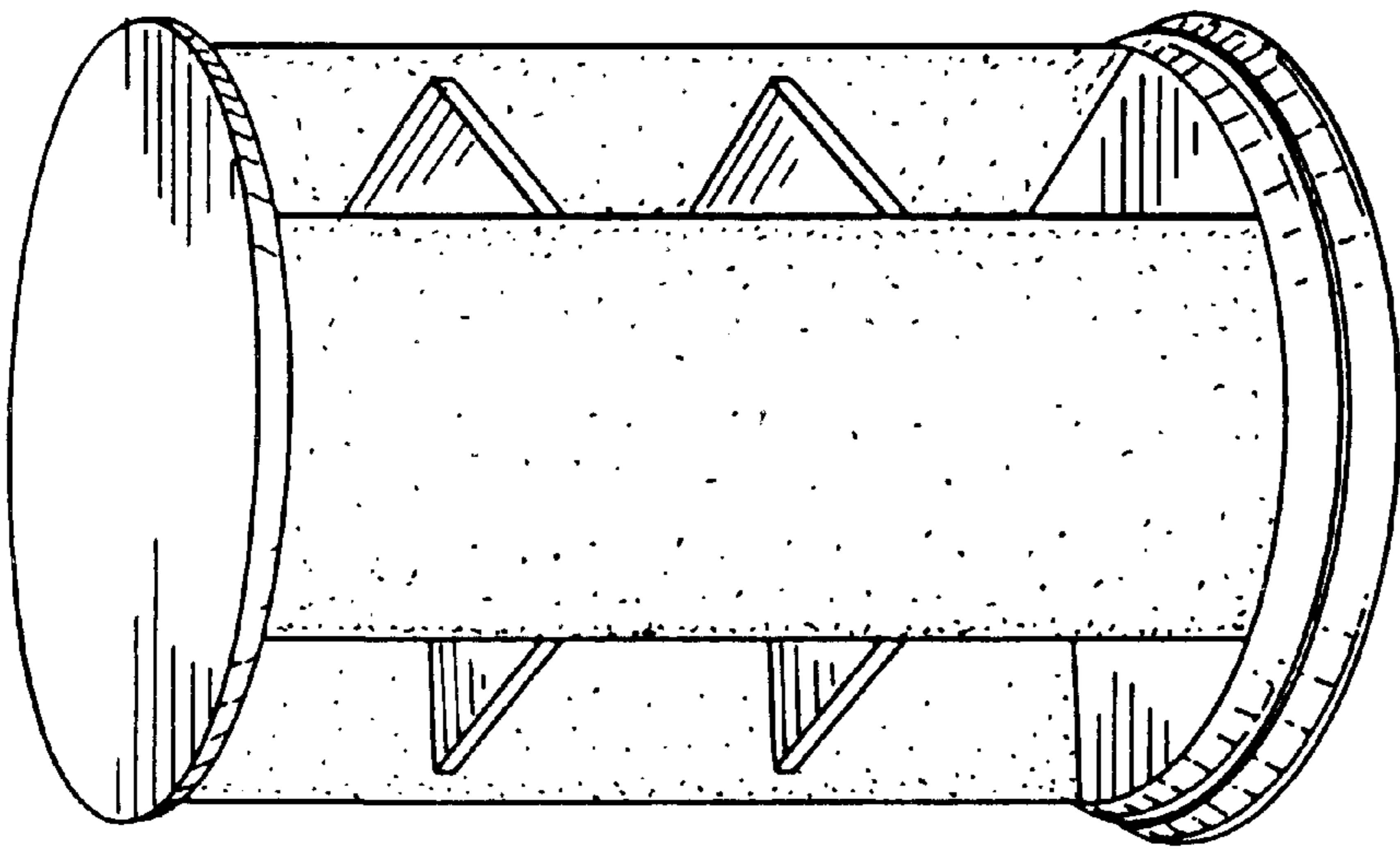


Fig. 5

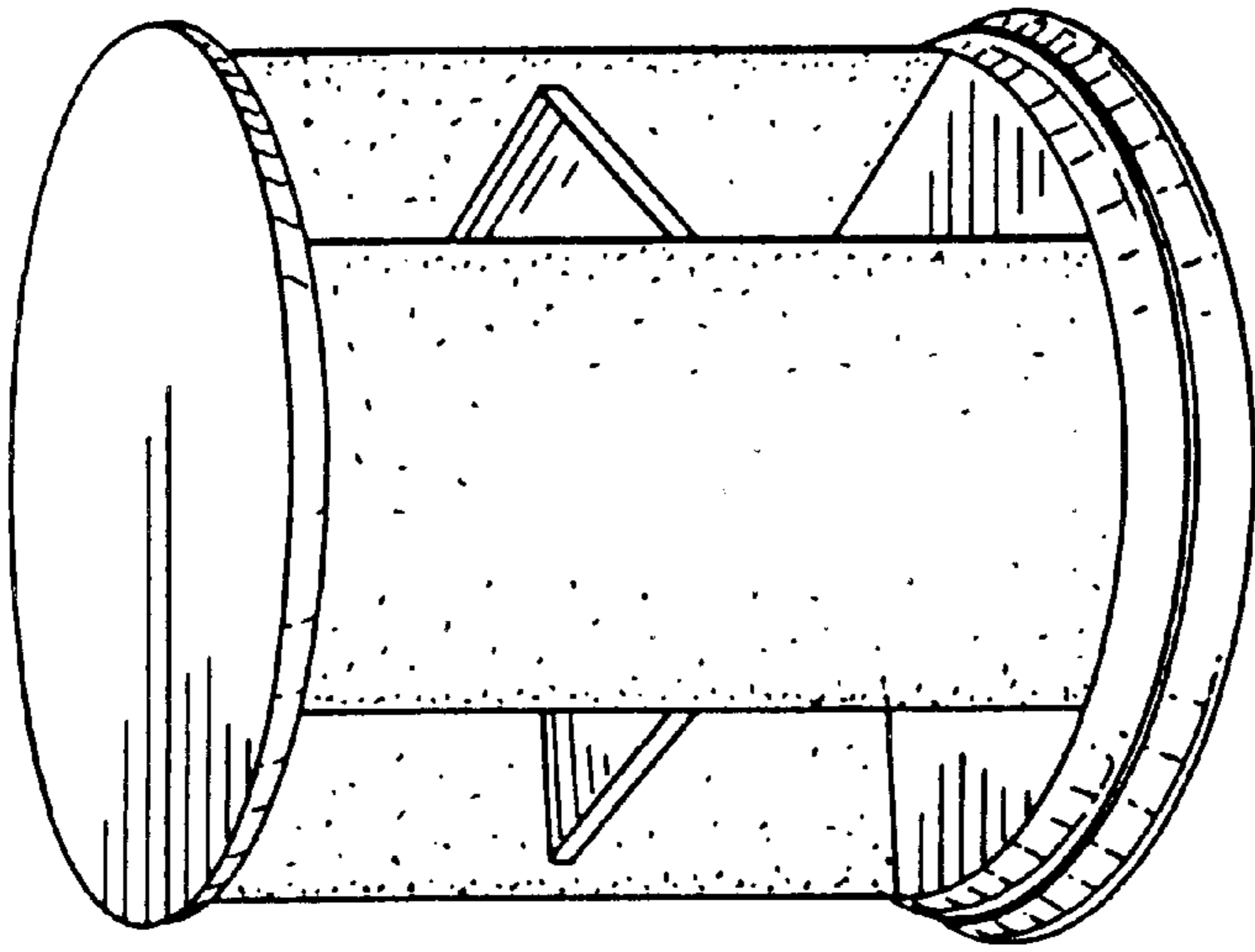


Fig. 6