



US00D459136S

(12) **United States Design Patent**
Norman

(10) **Patent No.:** **US D459,136 S**

(45) **Date of Patent:** **** *Jun. 25, 2002**

(54) **CAR SEAT SUPPORT**

(75) **Inventor:** **Lisa C. Norman**, Solana Beach, CA (US)

(73) **Assignee:** **Infantino**, San Diego, CA (US)

(*) **Notice:** This patent is subject to a terminal disclaimer.

(**) **Term:** **14 Years**

(21) **Appl. No.:** **29/133,821**

(22) **Filed:** **Dec. 7, 2000**

(51) **LOC (7) Cl.** **06-13**

(52) **U.S. Cl.** **D6/611; D6/333**

(58) **Field of Search** D6/339, 333, 601, D6/610, 611, 612; 150/154, 158, 901; 297/219.1, 219.12, 228.1, 229; 5/633, 655, 922

(56) **References Cited**

U.S. PATENT DOCUMENTS

- D376,505 S * 12/1996 O'Brien 5/655 X
- 5,586,351 A * 12/1996 Ive 5/655
- 5,735,576 A * 4/1998 Pepys et al. 297/219.12 X

- 5,829,829 A * 11/1998 Celestina-Krevh 297/219.12
- 5,979,981 A * 11/1999 Dunn et al. 297/219.12
- 6,036,263 A * 3/2000 Gold 297/219.12
- 6,233,767 B1 * 5/2001 Horowitz 5/655 X

* cited by examiner

Primary Examiner—Louis S. Zarfes

Assistant Examiner—Monica A. Weingart

(74) *Attorney, Agent, or Firm*—Stetina Brunda Garred & Brucker

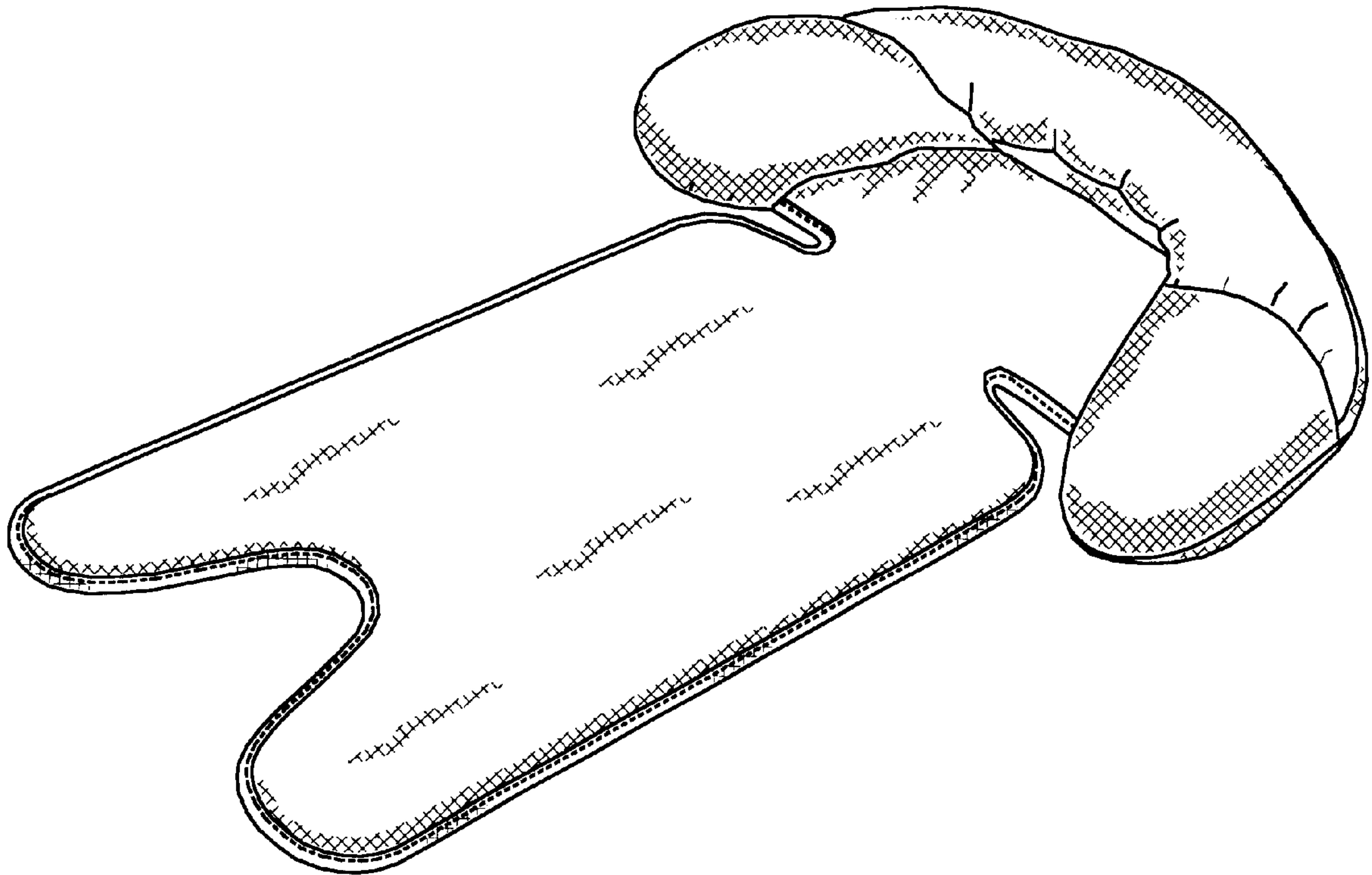
(57) **CLAIM**

The ornamental design for a car seat support, as shown and described.

DESCRIPTION

FIG. 1 is a top perspective view of the car seat support of the present invention showing my new design;
 FIG. 2 is a bottom perspective view thereof;
 FIG. 3 is a top plan view thereof;
 FIG. 4 is a bottom plan view thereof; and,
 FIG. 5 is a right side elevational view thereof, the left side elevational view being a mirror image of the right side elevational view.

1 Claim, 2 Drawing Sheets



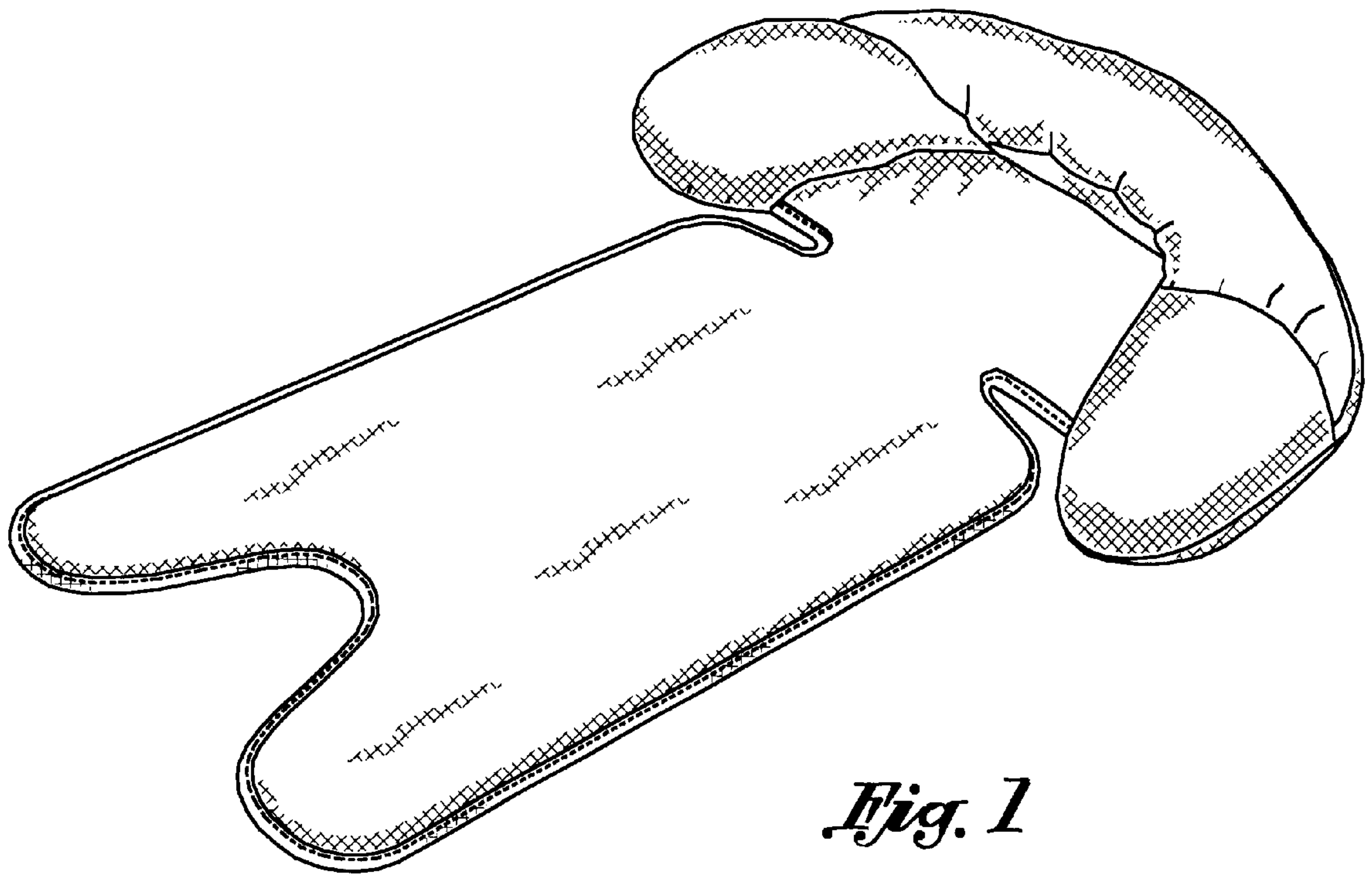


Fig. 1

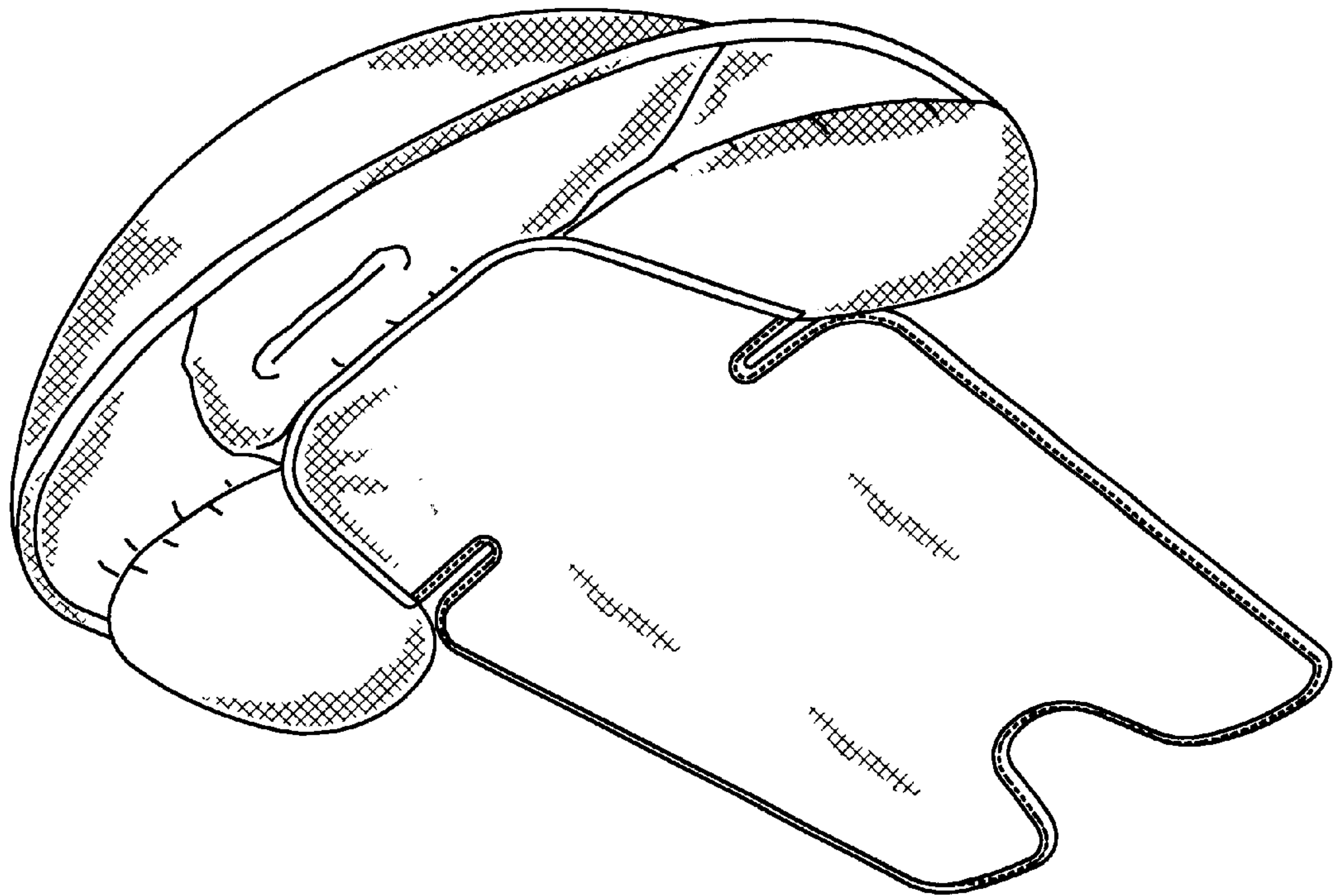


Fig. 2

Fig. 3

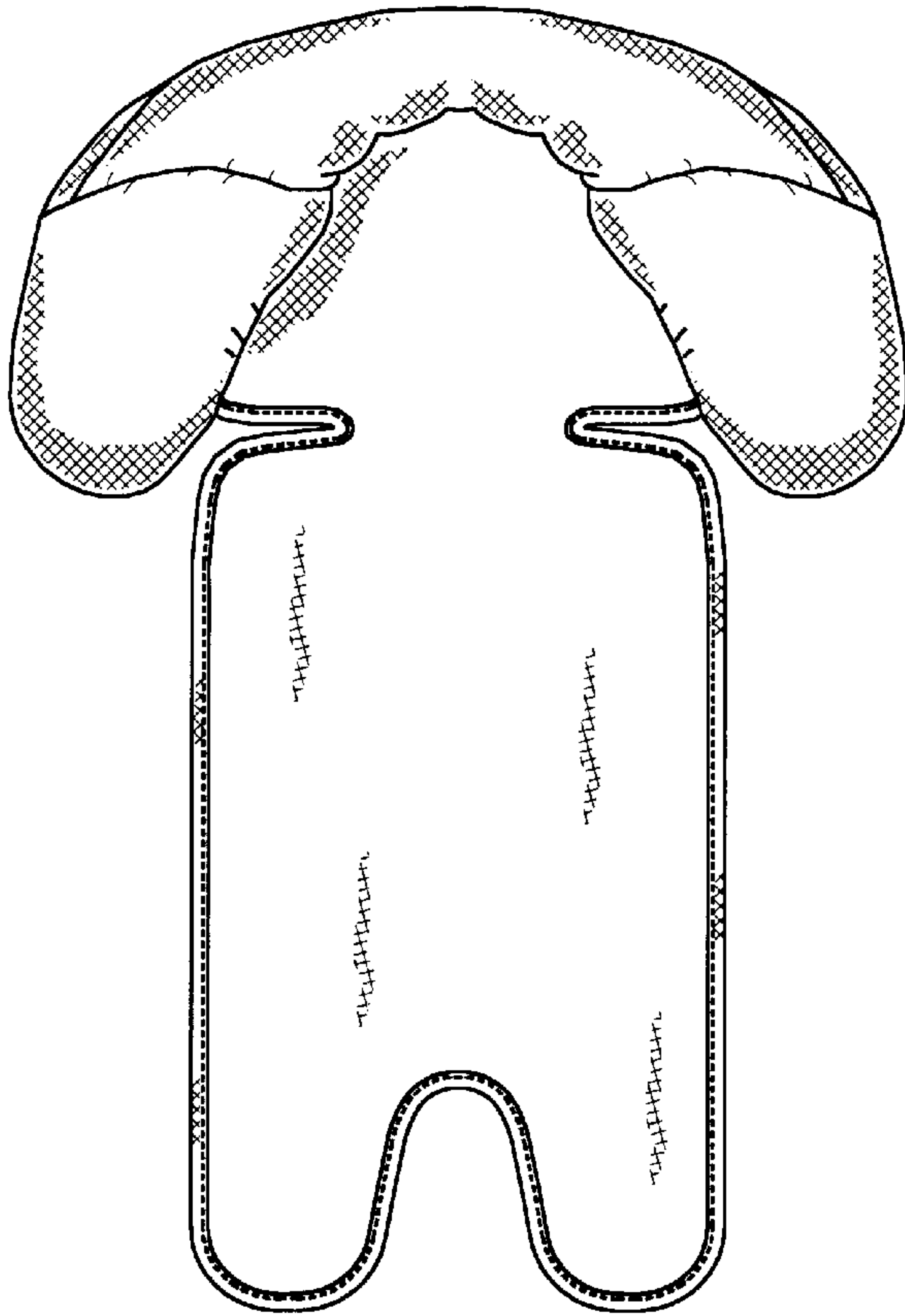


Fig. 5

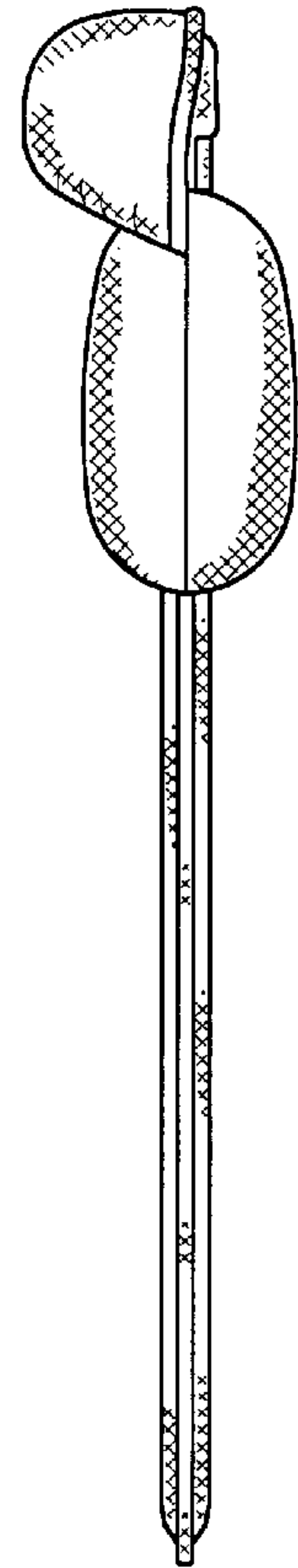


Fig. 4

