



US00D459133S

(12) **United States Design Patent**  
**Shiflet**

(10) **Patent No.:** **US D459,133 S**

(45) **Date of Patent:** **\*\* Jun. 25, 2002**

(54) **GOLF BAG TAG RACK**

(76) Inventor: **Douglas F. Shiflet**, 4111 Maystair Way,  
Hilliard, OH (US) 43026

(\*\*) Term: **14 Years**

(21) Appl. No.: **29/127,408**

(22) Filed: **Aug. 4, 2000**

(51) **LOC (7) Cl.** ..... **06-04**

(52) **U.S. Cl.** ..... **D6/571**

(58) **Field of Search** ..... D6/512, 553-574;  
211/10, 13.1, 85.26, 86.01, 106.01; 206/566,  
6.1; 312/204; 248/302, 304, 309.1, 309.2

(56) **References Cited**

**U.S. PATENT DOCUMENTS**

1,313,498	A	*	8/1919	Nason	.....	D6/556	X
3,497,074	A	*	2/1970	Shaheen	.....	211/85.9	
4,420,084	A	*	12/1983	Whelan	.....	206/566	
D278,874	S	*	5/1985	Thorneburg et al.	.....	D6/553	X
4,767,011	A	*	8/1988	Butler	.....	211/85.2	
5,050,745	A	*	9/1991	Sanders	.....	211/85.2	
5,141,300	A	*	8/1992	Ciesla	.....	312/204	
D339,707	S	*	9/1993	Vernon	.....	D6/571	
5,253,750	A	*	10/1993	Keffer	.....	206/6.1	
D418,347	S	*	1/2000	Dragonette	.....	D6/559	

\* cited by examiner

*Primary Examiner*—Brian N. Vinson

(74) *Attorney, Agent, or Firm*—Crosby, Heafey, Roach & May; J. William Wigert, Jr.

(57) **CLAIM**

The ornamental design for a golf bag tag rack, as shown and described.

**DESCRIPTION**

Frequently golf courses and other establishments provide plastic golf bag tags to golfers, usually having the name and logo of the golf course. The article disclosed and claimed provides for a decorative display for such golf bag tags.

FIG. 1 is a perspective view of a golf bag tag rack showing my new design, the broken-line disclosure of bag tags being for illustrative purposes only and forming no part of the claimed design.

FIG. 2 is a front elevational view of a golf bag tag rack showing my new design;

FIG. 3 is a side view of FIG. 2;

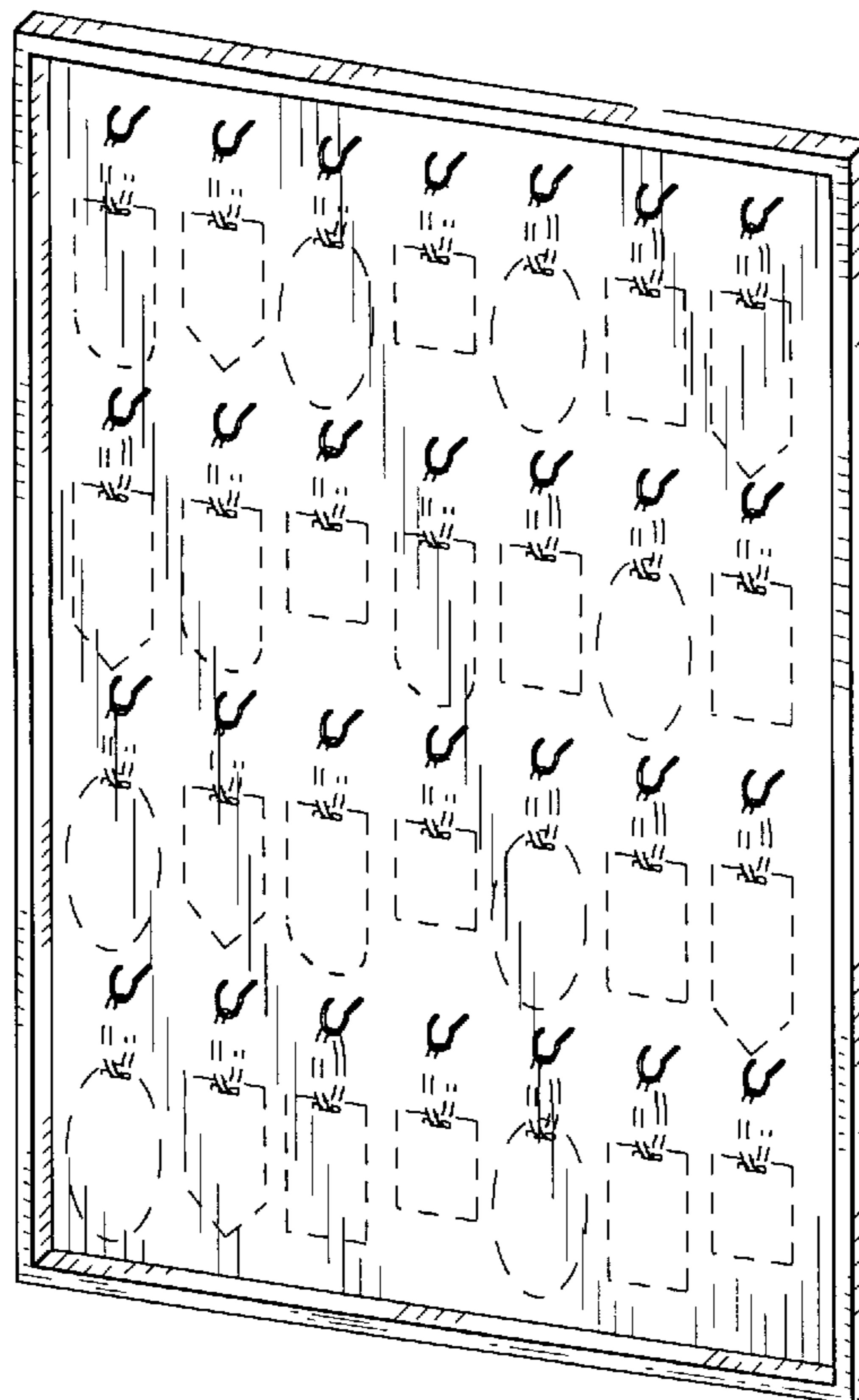
FIG. 4 is a sectional view of FIG. 2 as indicated by the arrows shown in FIG. 2;

FIG. 5 is a top plan view of FIG. 2;

FIG. 6 is a sectional view of FIG. 2 as indicated by the arrows shown in FIG. 2; and,

FIG. 7 is a back view of FIG. 2.

**1 Claim, 1 Drawing Sheet**



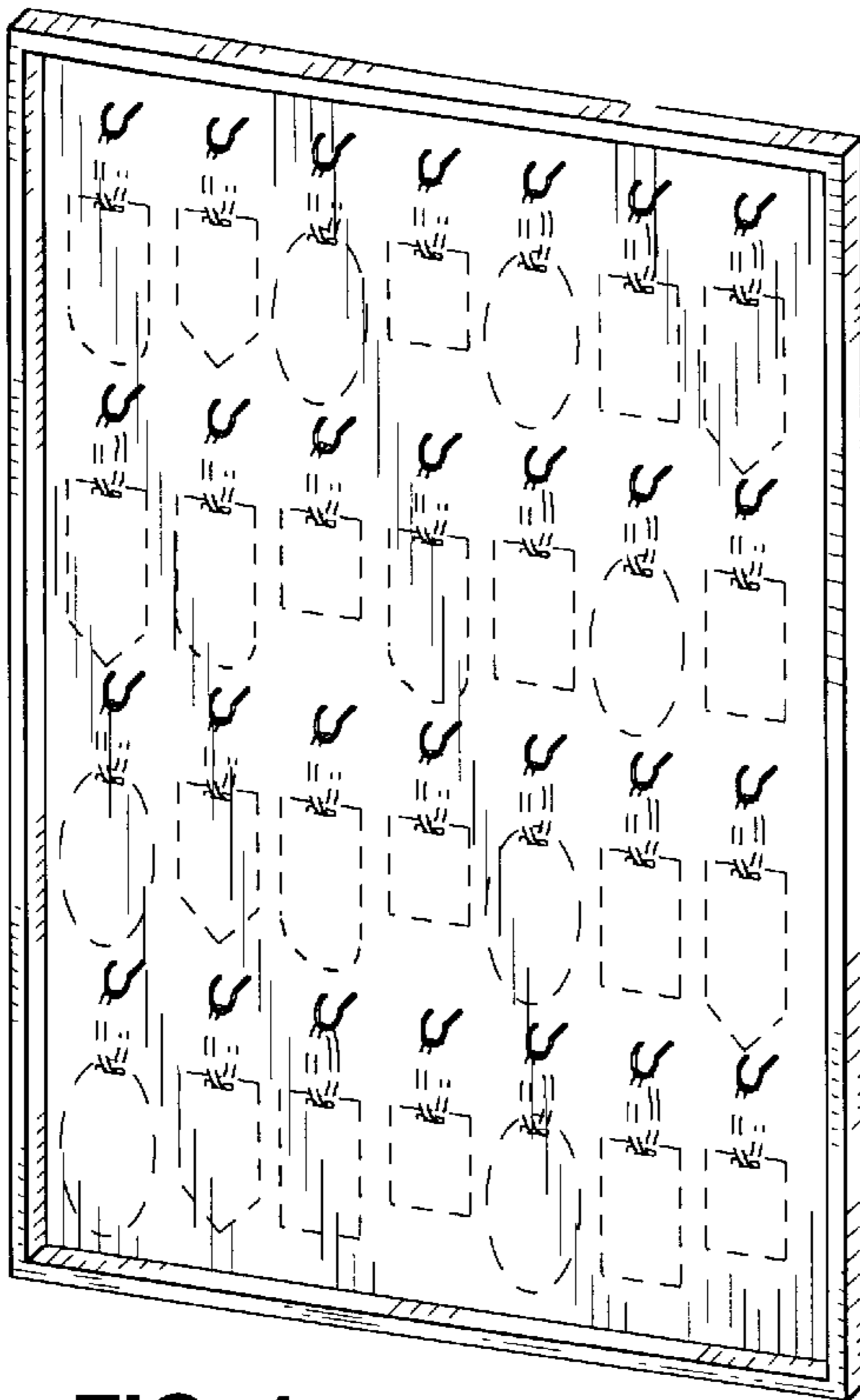


FIG. 1

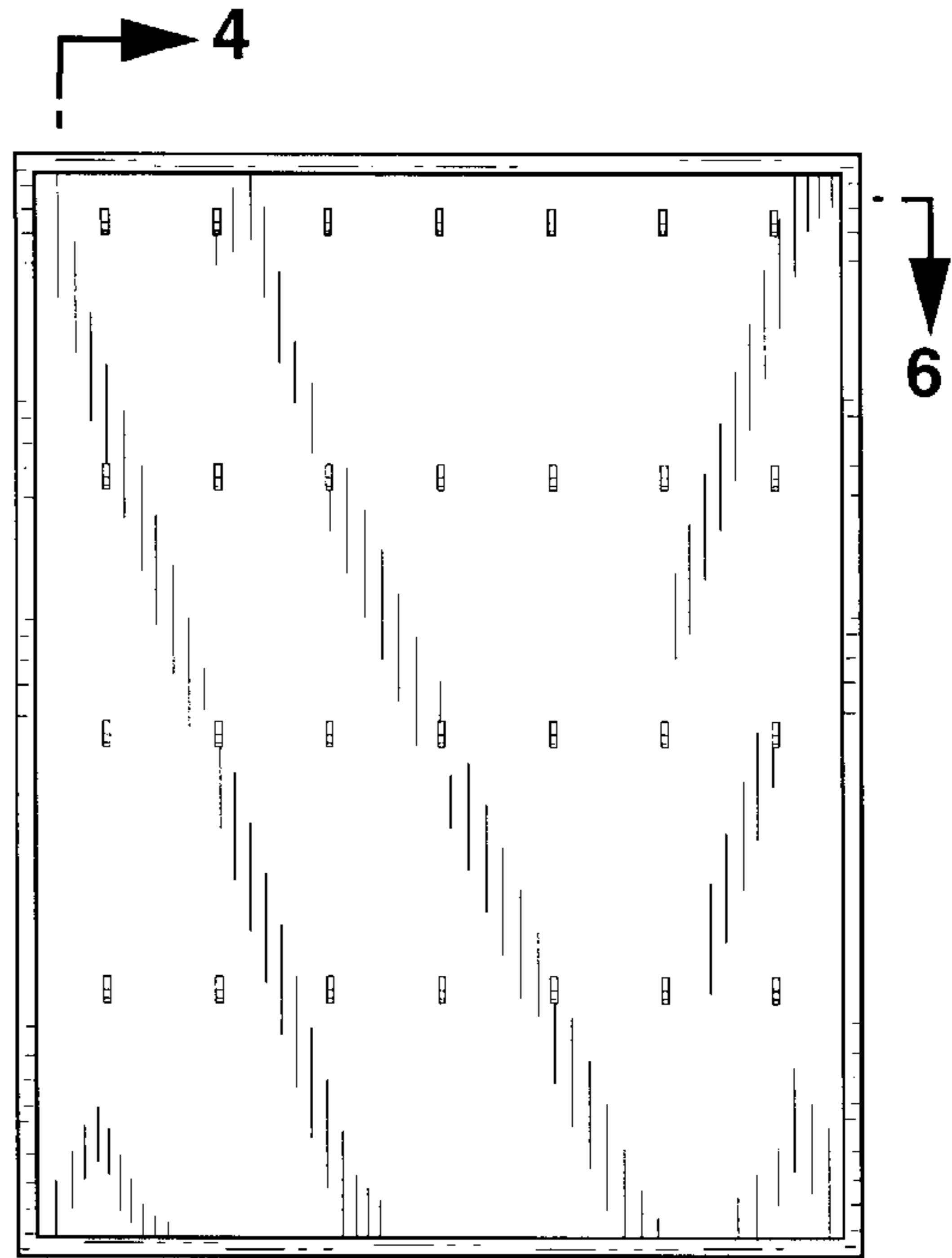


FIG. 2

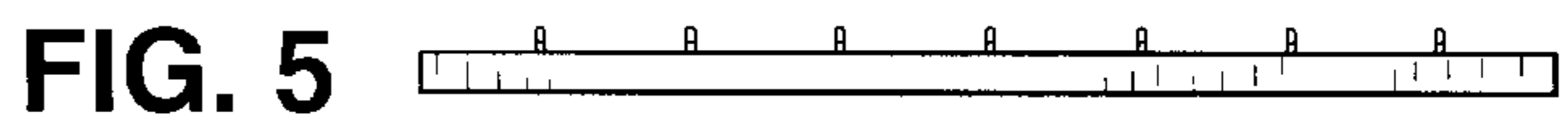


FIG. 5

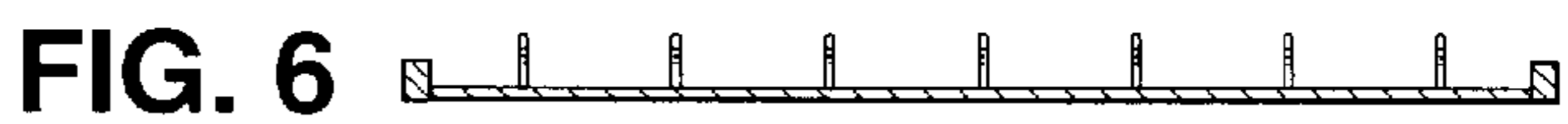


FIG. 6



FIG. 3



FIG. 4

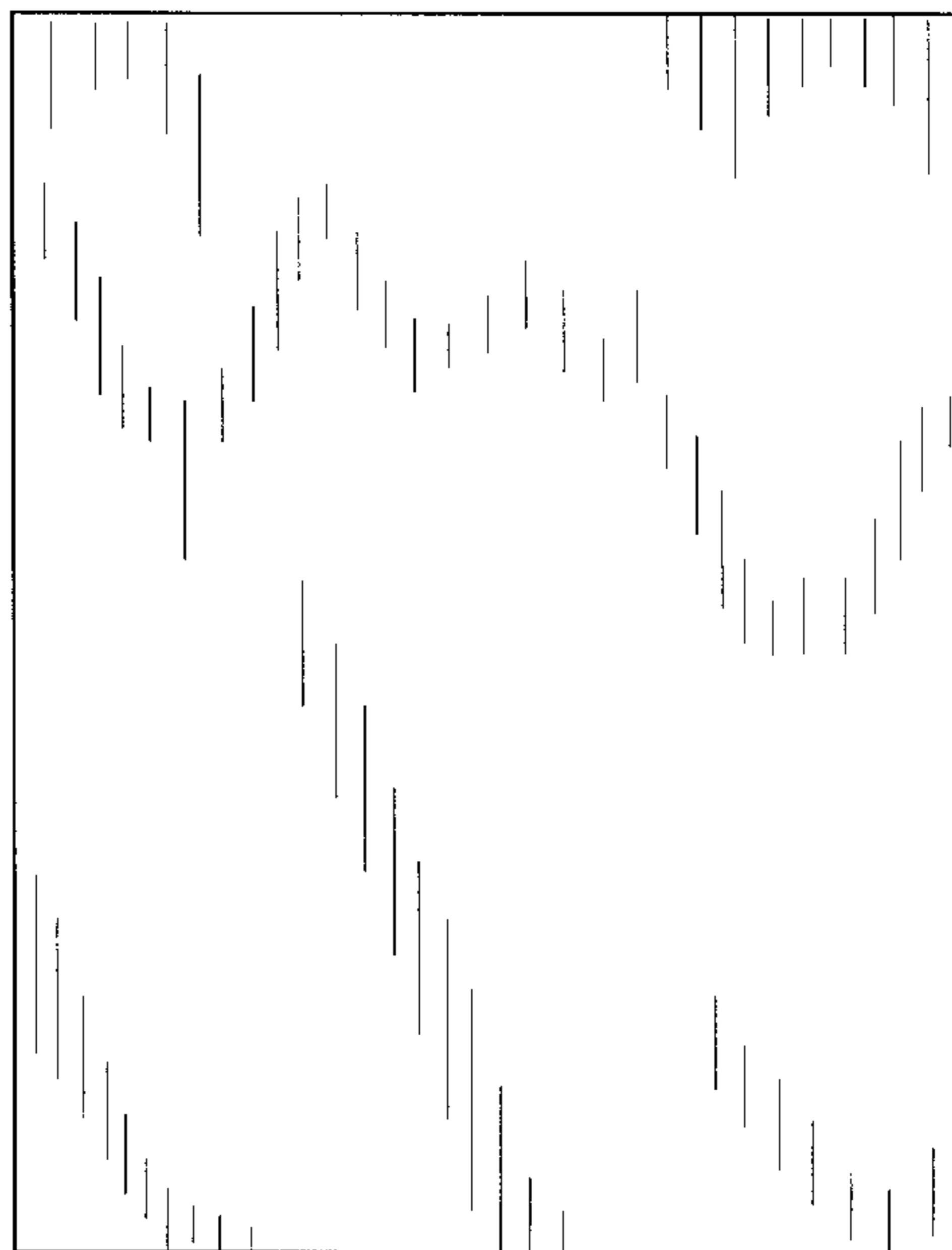


FIG. 7