



US00D459107S

(12) **United States Design Patent**
Nielsen

(10) **Patent No.: US D459,107 S**

(45) **Date of Patent: ** *Jun. 25, 2002**

(54) **COMPUTER DESK**

D358,274 S * 5/1995 Tatum et al. D6/428

(75) Inventor: **Andreas K. Nielsen**, Valley Center, CA
(US)

(73) Assignee: **Aspen Furniture, Inc.**, Phoenix, AZ
(US)

(*) Notice: This patent is subject to a terminal disclaimer.

(**) Term: **14 Years**

(21) Appl. No.: **29/101,620**

(22) Filed: **Mar. 8, 1999**

(51) **LOC (7) Cl. 06-03**

(52) **U.S. Cl. D6/422**

(58) **Field of Search D6/422-428; 312/194-196,
312/204, 208.1**

(56) **References Cited**

U.S. PATENT DOCUMENTS

- D62,623 S * 7/1923 Stringe D6/422
- D82,534 S * 11/1930 McCargar D6/422
- 5,121,698 A * 6/1992 Kelley 108/143

OTHER PUBLICATIONS

Modern Office 1997, #A desk at top.*

Wellington, Series 8000, Mar. 21, 1973, desk at bottom.*

* cited by examiner

Primary Examiner—Janice E. Seeger

(74) *Attorney, Agent, or Firm*—William R. Bachand;
Michael A. Lechter; Squire, Sanders & Dempsey L.L.P.

(57) **CLAIM**

The ornamental design for computer desk, as shown and described.

DESCRIPTION

FIG. 1 is a front view of my design;

FIG. 2 is a rear view of my design;


FIG. 3 is a top view of my design;

FIG. 4 is a right side view of my design; and,

FIG. 5 is a left side view of my design.

The broken lines are for environmental purposes only and form no part of the claimed design.

1 Claim, 2 Drawing Sheets






FIG. 1




FIG. 2




FIG. 3




FIG. 4




FIG. 5