



US00D459092S

(12) **United States Design Patent**  
**Bigras et al.**

(10) **Patent No.:** **US D459,092 S**  
(45) **Date of Patent:** **\*\* Jun. 25, 2002**

- (54) **DENTURE BRUSH CASE**
- (76) Inventors: **Joceline Bigras; Rollande Ratte**, both  
of 2710 Coolidge St., Hollywood, FL  
(US) 33020
- (\*\*) Term: **14 Years**
- (21) Appl. No.: **29/142,088**
- (22) Filed: **May 18, 2001**
- (51) **LOC (7) Cl.** ..... **04-99**
- (52) **U.S. Cl.** ..... **D4/199; D3/271**
- (58) **Field of Search** ..... D4/108, 121, 199;  
D3/205, 270, 273, 271; D6/534; 15/184;  
132/286, 308, 309; 206/361, 362.2, 581,  
209.1, 457, 822, 823; D9/307, 310; 220/376,  
DIG. 13; 229/116.1; D7/539

- 4,884,688 A 12/1989 Hurst
- D308,021 S \* 5/1990 Natori ..... D9/310
- 4,930,638 A 6/1990 Vasconcellos
- D373,931 S \* 9/1996 Whitehead ..... D7/539
- D398,150 S 9/1998 Vonarburg

\* cited by examiner

*Primary Examiner*—M. H. Tung  
*Assistant Examiner*—Lavone Tabor

(57) **CLAIM**

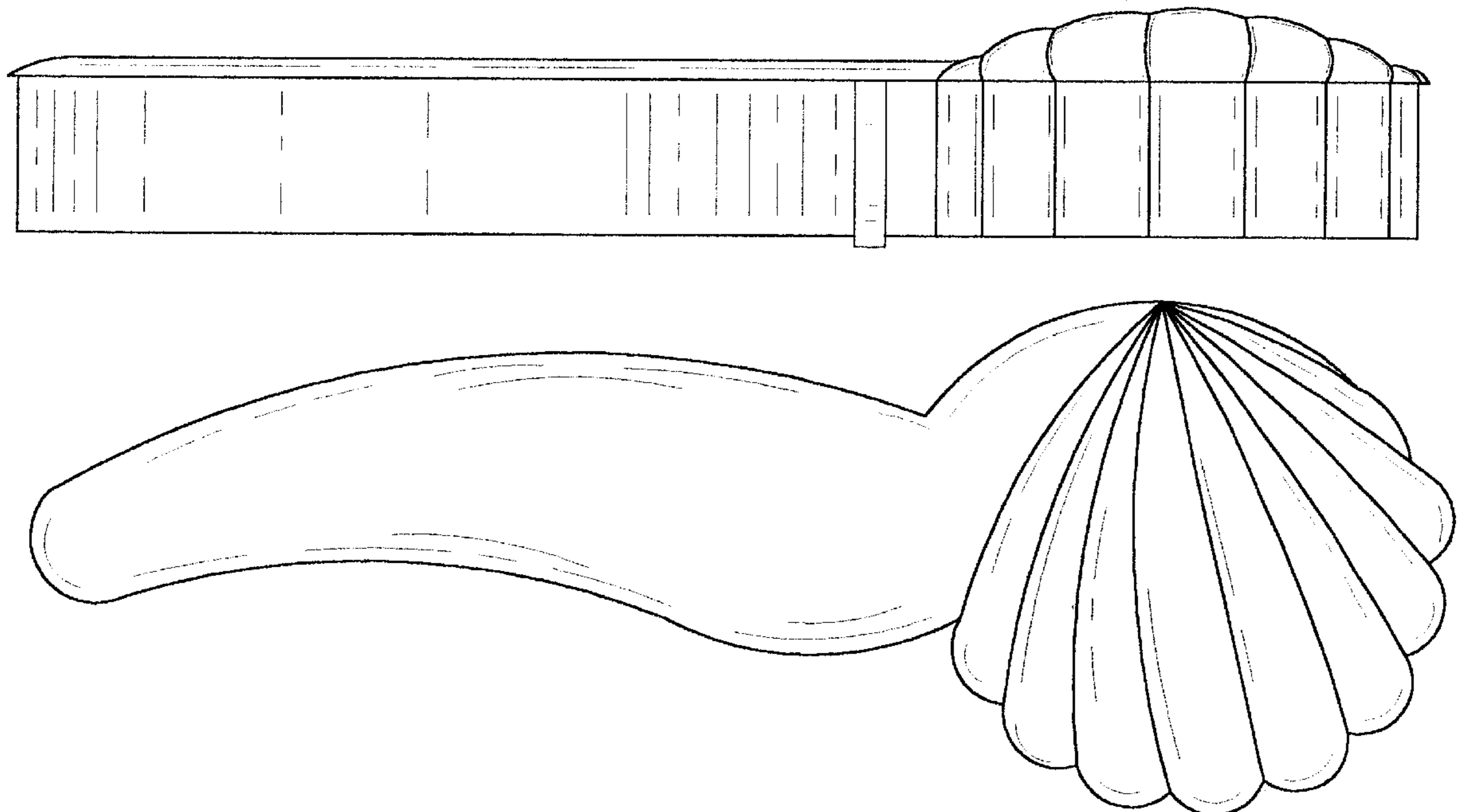
The ornamental design for a denture brush case, as shown and described.

**DESCRIPTION**

FIG. 1 is a front elevational view of the denture brush case of the present invention;  
 FIG. 2 is a rear elevational view of the denture brush case of FIG. 1;  
 FIG. 3 is a left side elevational view of the denture brush case of FIG. 1;  
 FIG. 4 is a right side elevational view of the denture brush case of FIG. 1;  
 FIG. 5 is a top plan view of the denture brush case of FIG. 1; and,  
 FIG. 6 is a bottom plan view of the denture brush case of FIG. 1.

- (56) **References Cited**
- U.S. PATENT DOCUMENTS**
- 1,274,133 A \* 7/1918 Ausubel ..... 206/209.1
- D95,883 S \* 6/1935 Wewetzer
- 3,207,296 A \* 9/1965 Goodall ..... 206/362.2
- 3,732,973 A 5/1973 Crawford
- 3,921,649 A 11/1975 Milbrath
- 4,002,181 A 1/1977 Rivera
- D296,728 S \* 7/1988 Nielsen ..... D4/199

**1 Claim, 3 Drawing Sheets**



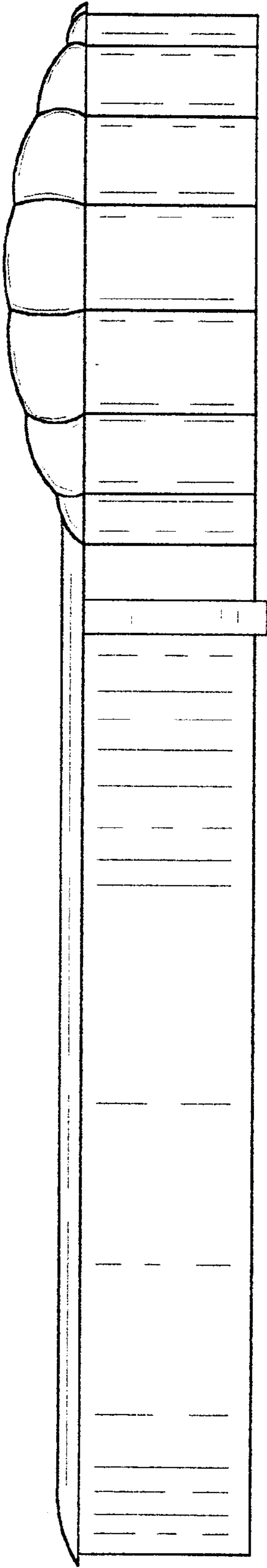


FIG. 1

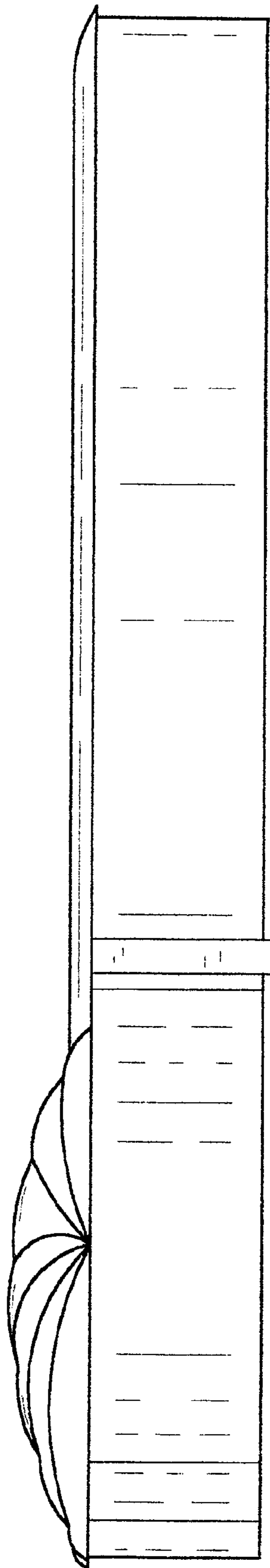


FIG. 2

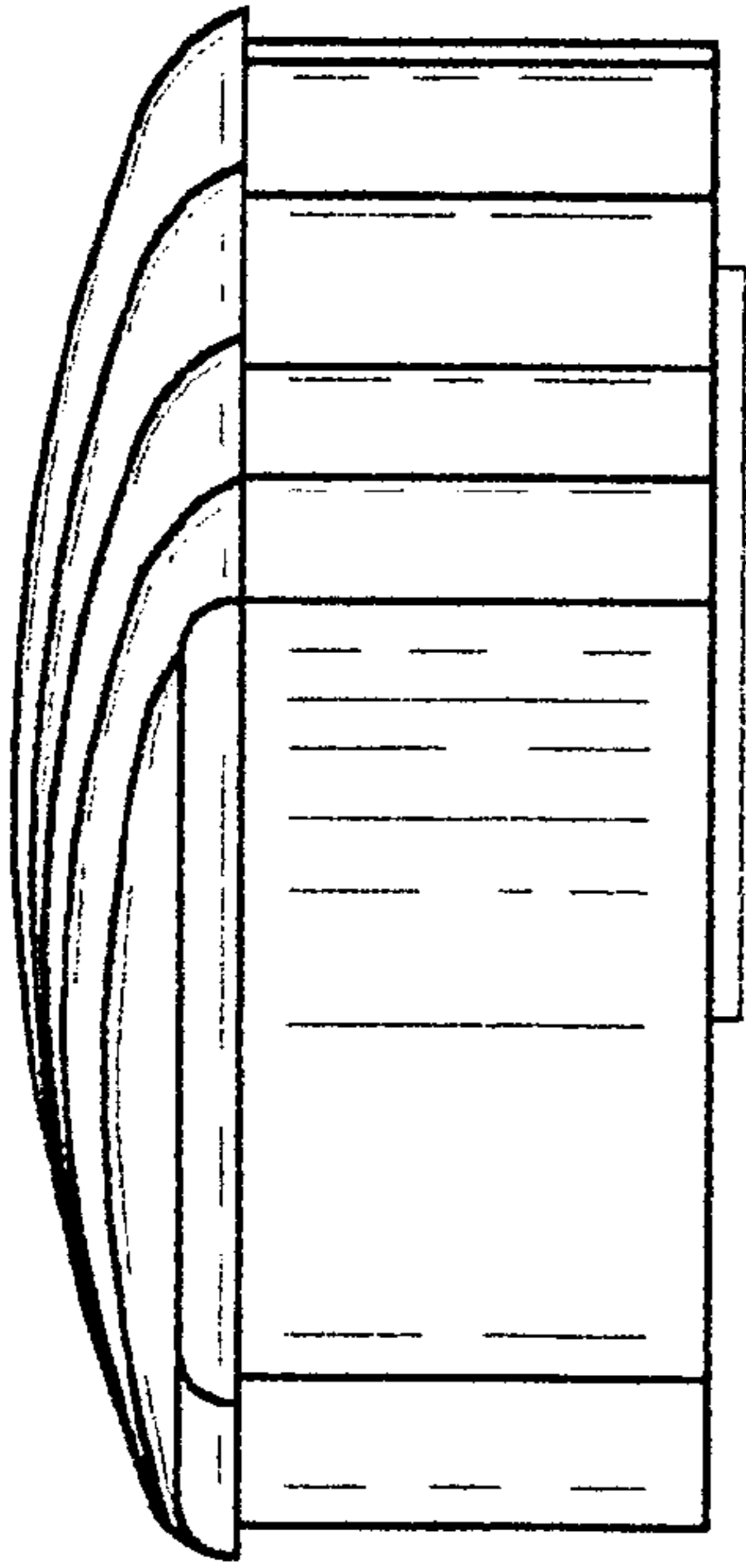


FIG. 3

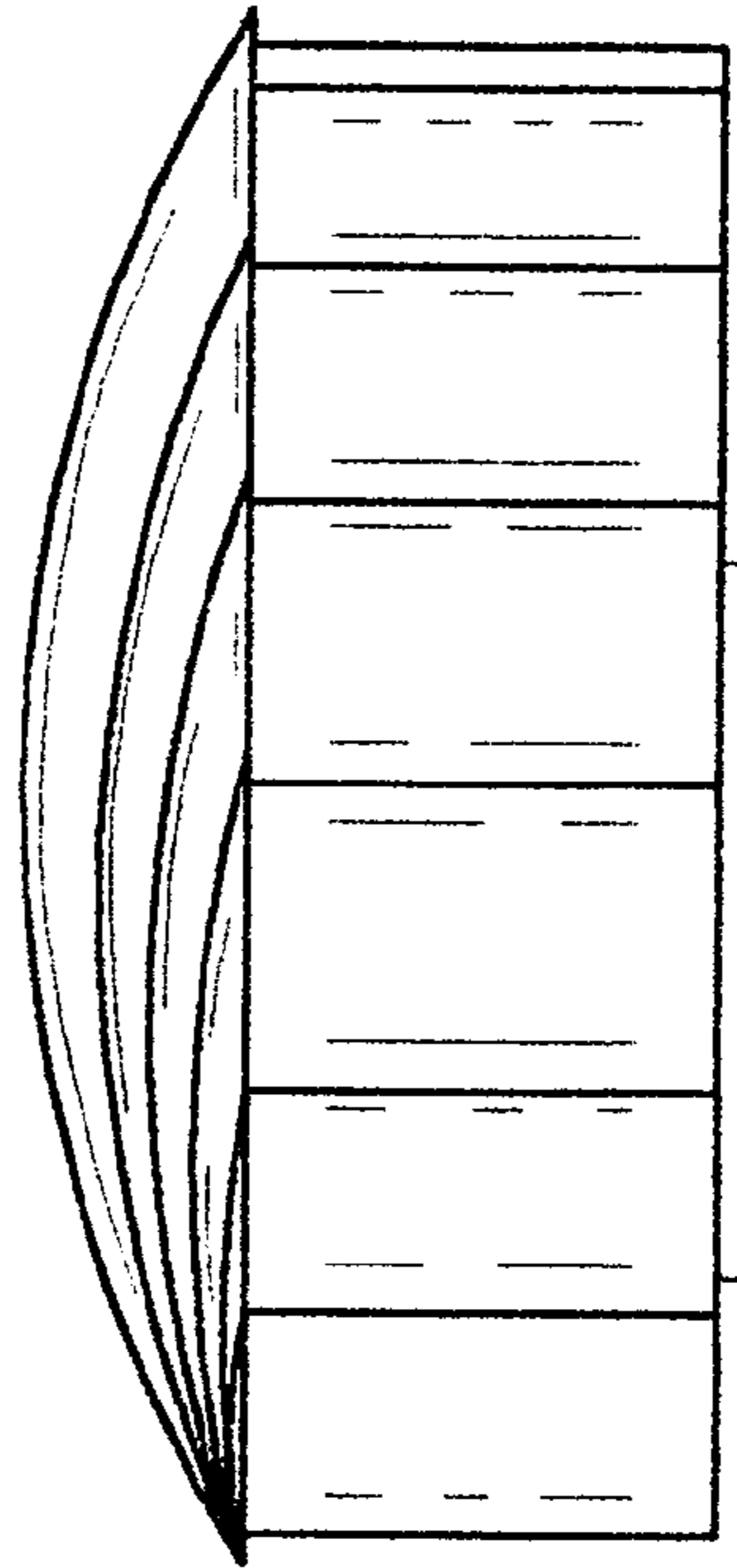


FIG. 4

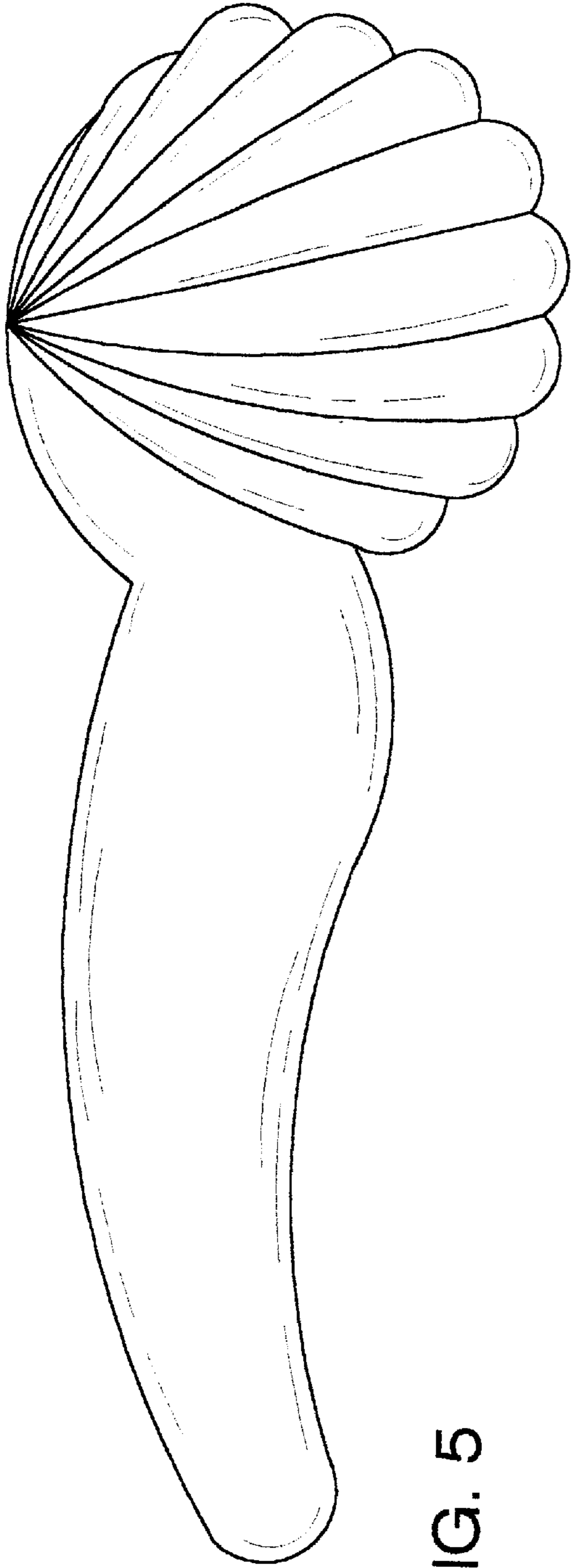


FIG. 5

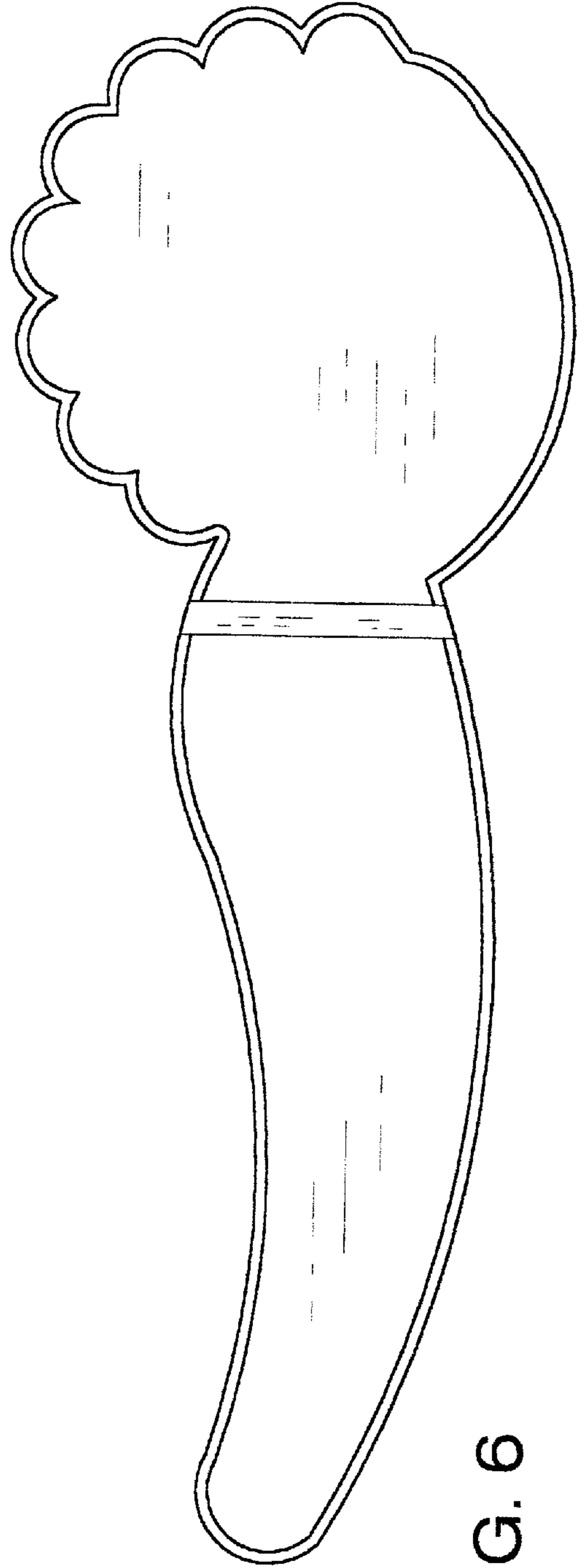


FIG. 6