



US00D459088S

(12) **United States Design Patent**
Rowe et al.

(10) **Patent No.:** **US D459,088 S**

(45) **Date of Patent:** **** Jun. 25, 2002**

(54) **BRUSH WITH ERGONOMIC HANDLE**

6,216,306 B1 * 4/2001 Esterson et al. 15/111

(75) Inventors: **Mike Rowe**, Dayton, OH (US);
Andrew Kahler, Fortson, GA (US);
Alan Cummings, Opelika, AL (US)

OTHER PUBLICATIONS

Hong Kong Enterprise, vol. 10, Oct. 1996, household brushes circled on the left side of the block at the top of p. 1393.*

(73) Assignee: **W. C. Bradley Company**, Columbus, GA (US)

* cited by examiner

(**) Term: **14 Years**

Primary Examiner—M. H. Tung

Assistant Examiner—Lavone Tabor

(21) Appl. No.: **29/142,345**

(74) *Attorney, Agent, or Firm*—James W. Kayden; Thomas, Kayden, Horstemeyer & Risley

(22) Filed: **May 23, 2001**

(51) **LOC (7) Cl.** **04-01**

(57) **CLAIM**

(52) **U.S. Cl.** **D4/118; D4/132**

The ornamental design for a brush with ergonomic handle, as shown and described.

(58) **Field of Search** D4/116, 118, 132,
D4/138; D7/393, 395, 401.2, 688, 692;
D32/42, 49; 15/105, 111, 143.1, 159.1,
160, 236.01, 236.02; 16/110.1, 430, 431,
DIG. 12, DIG. 19

DESCRIPTION

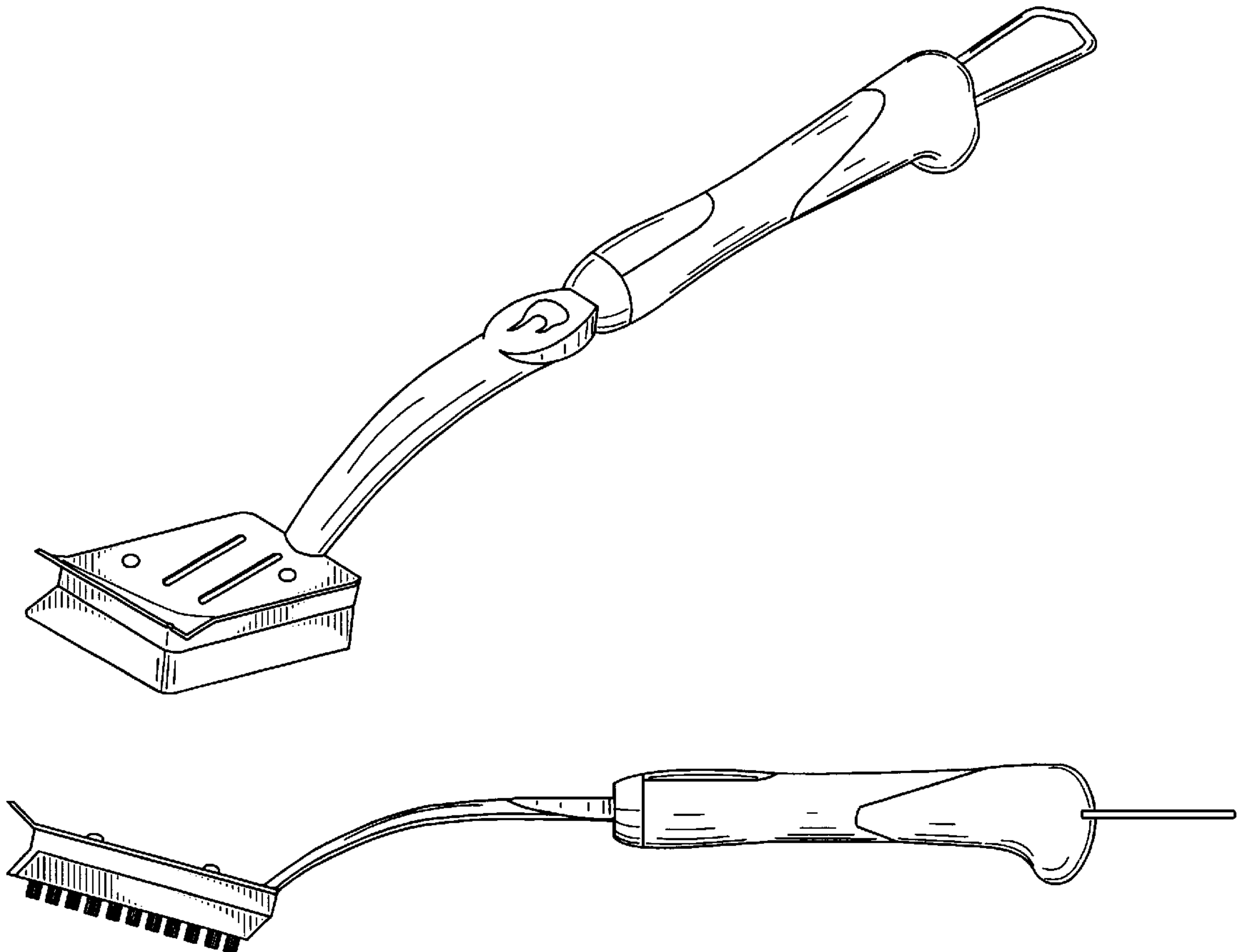
(56) **References Cited**

U.S. PATENT DOCUMENTS

D100,225 S * 6/1936 Porter D4/132
D307,077 S * 4/1990 Bryant D4/138
D358,491 S * 5/1995 Hoagland D4/138
D429,889 S * 8/2000 Fielding D4/118

FIG. 1 is a perspective view of our new brush with ergonomic handle;
FIG. 2 is a right side elevational view thereof, the left side being a mirror image thereof;
FIG. 3 is a top plan view thereof;
FIG. 4 is a bottom plan view thereof;
FIG. 5 is a front elevational view thereof; and,
FIG. 6 is a rear elevational view thereof.

1 Claim, 2 Drawing Sheets



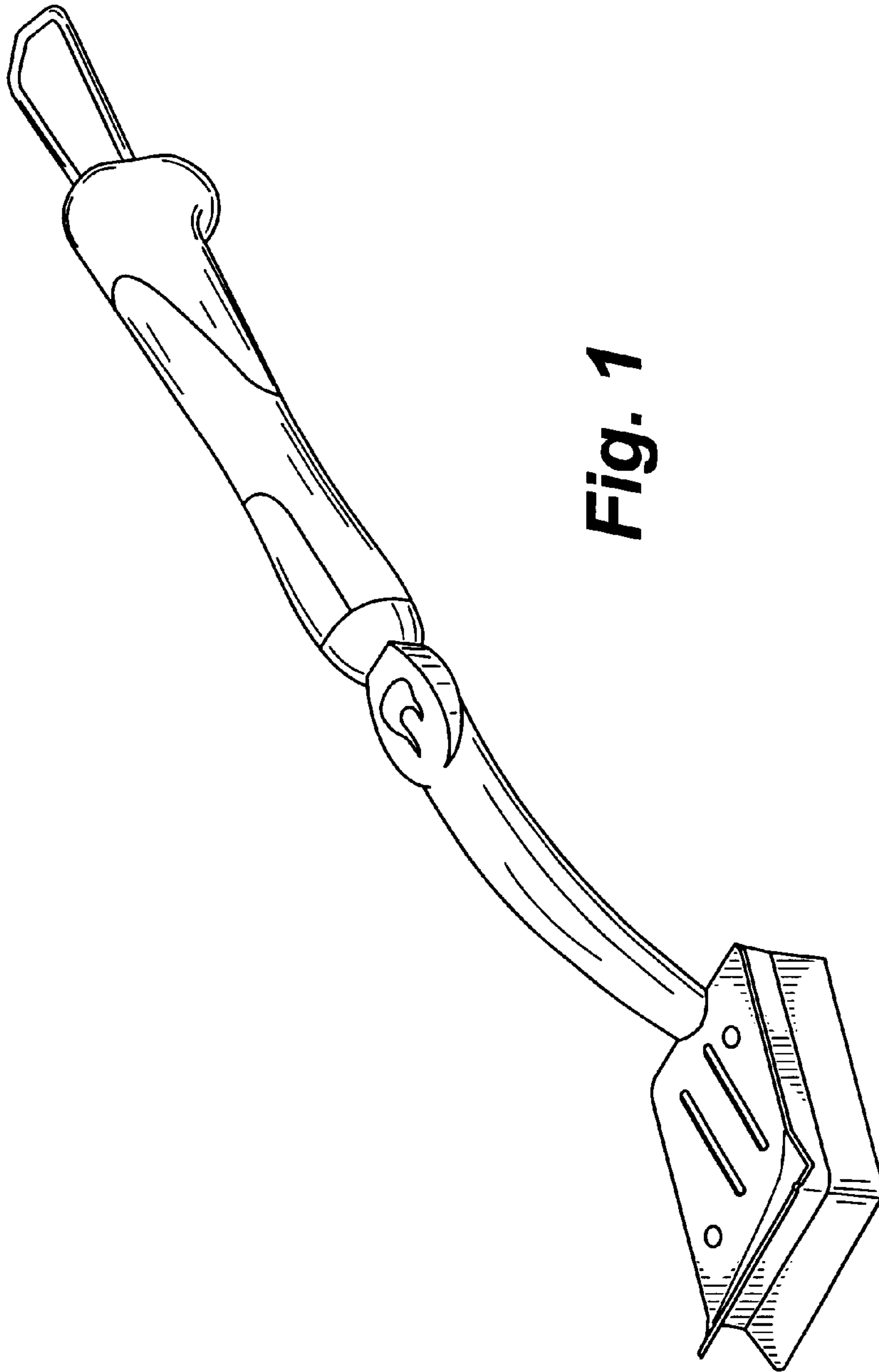


Fig. 1




Fig. 2

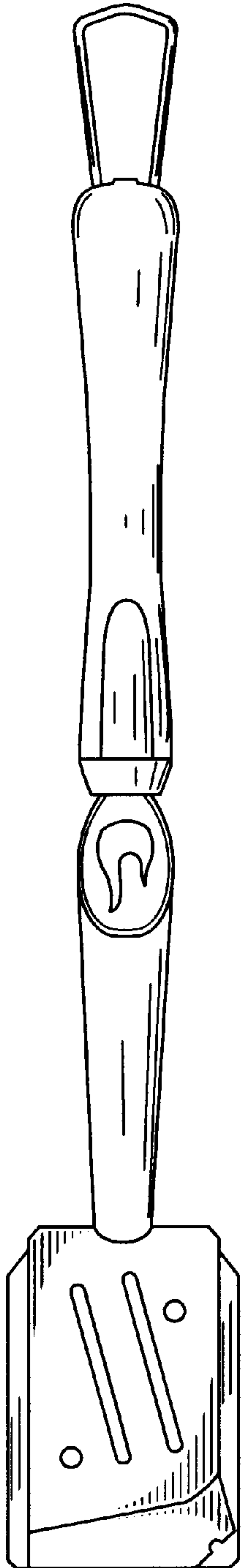


Fig. 3

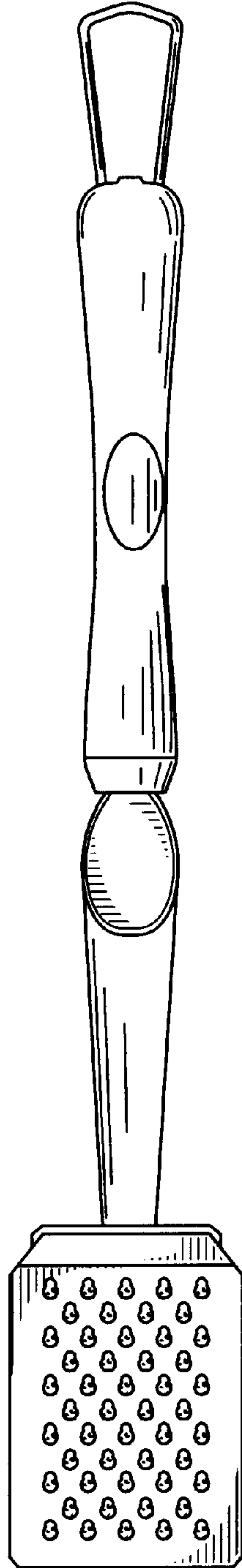


Fig. 4




Fig. 5

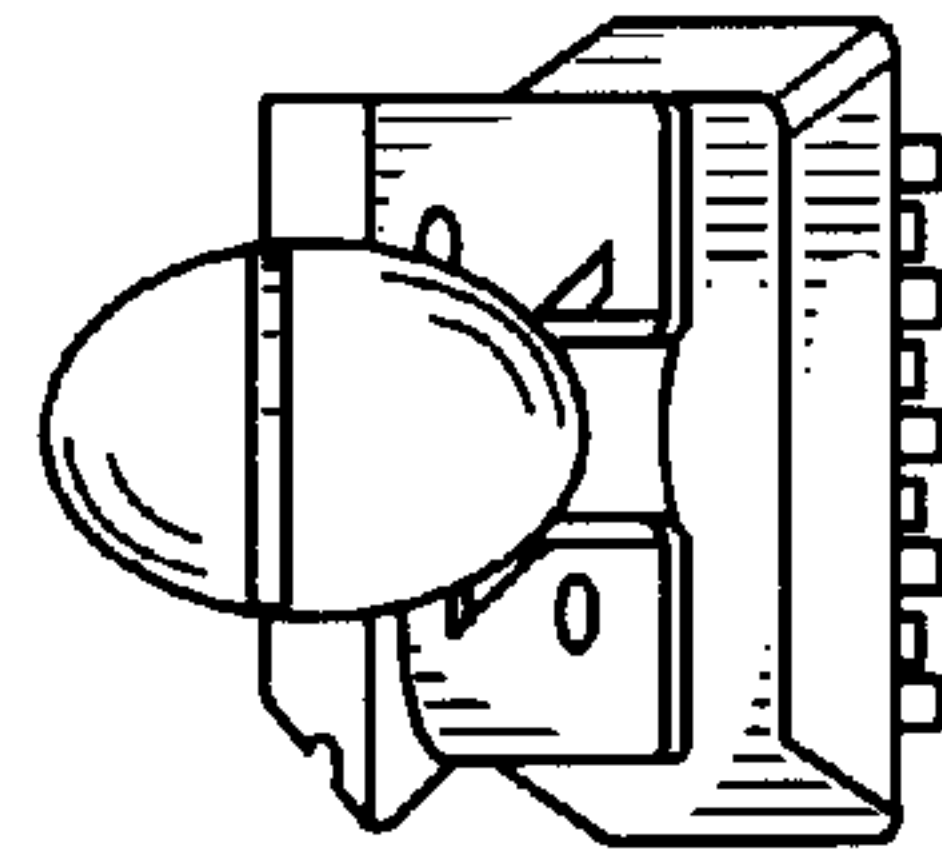


Fig. 6