



US00D459080S

(12) **United States Design Patent**
Blumenthal

(10) **Patent No.:** **US D459,080 S**

(45) **Date of Patent:** **** Jun. 25, 2002**

(54) **HANDBAG**

(76) **Inventor:** **Emily Blumenthal**, 355 W. 51st St., #4,
New York, NY (US) 10019

(**) **Term:** **14 Years**

(21) **Appl. No.:** **29/148,039**

(22) **Filed:** **Sep. 14, 2001**

(51) **LOC (7) Cl.** **03-99**

(52) **U.S. Cl.** **D3/324**

(58) **Field of Search** D2/232, 233, 234,
D2/235, 238, 243, 245, 246, 303, 324,
325, 326; 150/100, 107, 112, 114, 115,
118, 900; 190/107; 383/2, 24, 27, 30, 31,
907; D11/7, 21, 85

(56) **References Cited**

U.S. PATENT DOCUMENTS

| | | | |
|-------------|-----------|------------|--------------|
| 114,404 A | 5/1871 | Brown, Jr. | |
| 471,000 A | 3/1892 | Green | |
| 522,809 A | 7/1894 | Tompkins | |
| 691,956 A | 1/1902 | Martin | |
| D39,157 S | * 2/1908 | Grossman | D3/235 |
| 1,199,635 A | 9/1916 | Urmston | |
| D59,577 S | 11/1921 | Boething | |
| 1,719,641 A | 7/1929 | Abrahamson | |
| D94,871 S | 3/1935 | Cesario | |
| 2,068,182 A | 1/1937 | Jackson | |
| D127,975 S | 7/1941 | Schneider | |
| D139,526 S | * 11/1944 | Lobel | D3/324 |
| D148,811 S | * 2/1948 | Malmstead | D3/234 |
| D149,649 S | * 5/1948 | Kaufman | D3/243 |

| | | | |
|-------------|-----------|-----------|---------------|
| D161,980 S | 2/1951 | Weinstein | |
| 2,666,953 A | * 1/1954 | Andrews | 383/907 |
| D173,497 S | * 11/1954 | Katz | D11/7 |
| 2,771,112 A | 11/1956 | Ingram | |
| 3,547,324 A | 12/1970 | Parks | |
| D267,099 S | 11/1982 | Caranica | |
| 4,961,522 A | 10/1990 | Weber | |
| D323,744 S | 2/1992 | Casale | |
| D379,713 S | 6/1997 | MacLean | |
| 5,779,113 A | 7/1998 | Huang | |

* cited by examiner

Primary Examiner—Louis S. Zarfaz
Assistant Examiner—Monica A. Weingart
(74) *Attorney, Agent, or Firm*—Banner & Witcoff, Ltd.

(57) **CLAIM**

The ornamental design for a handbag, as shown and described.

DESCRIPTION

FIG. 1 is a plan view of a handbag in accordance with one embodiment of my design;

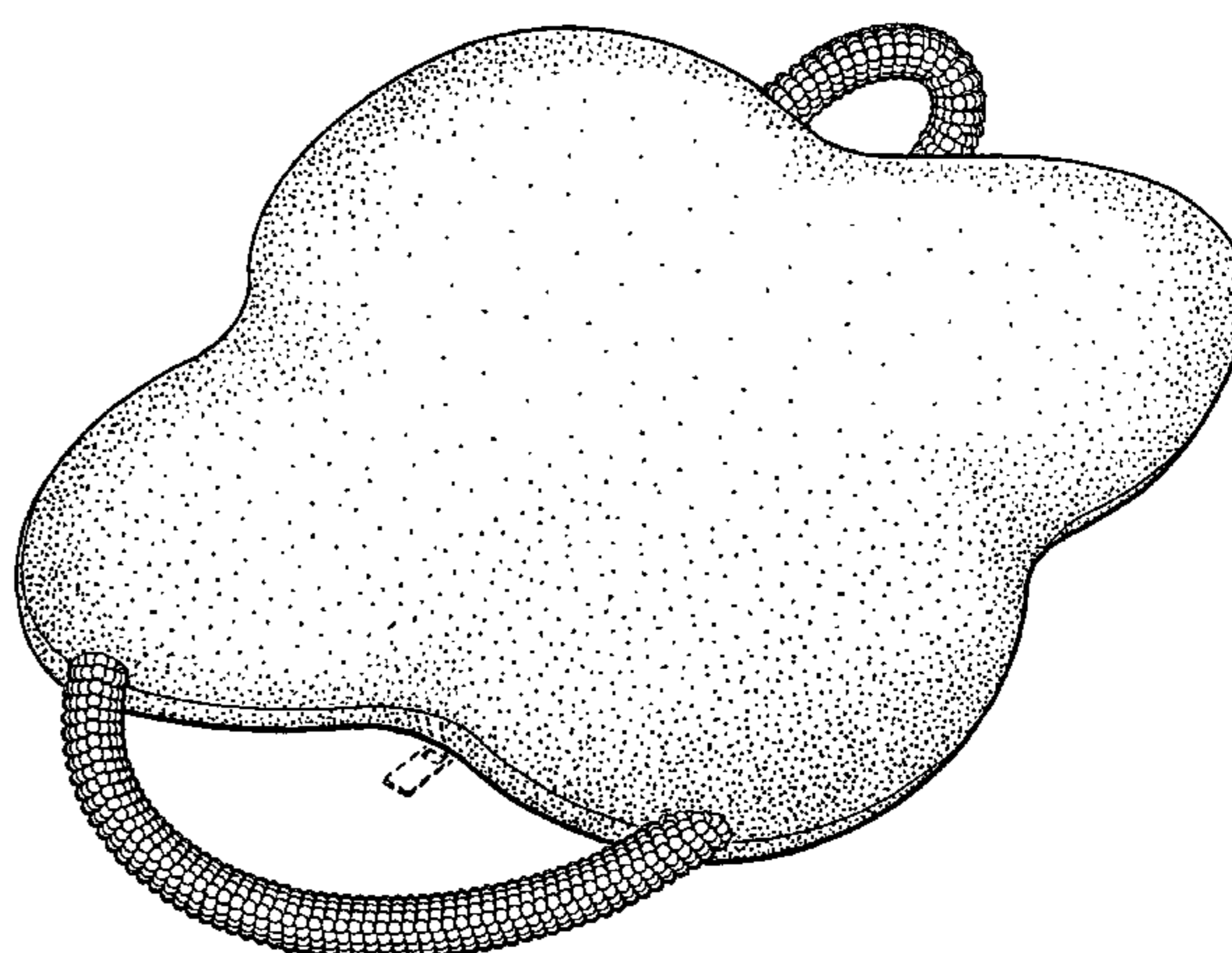
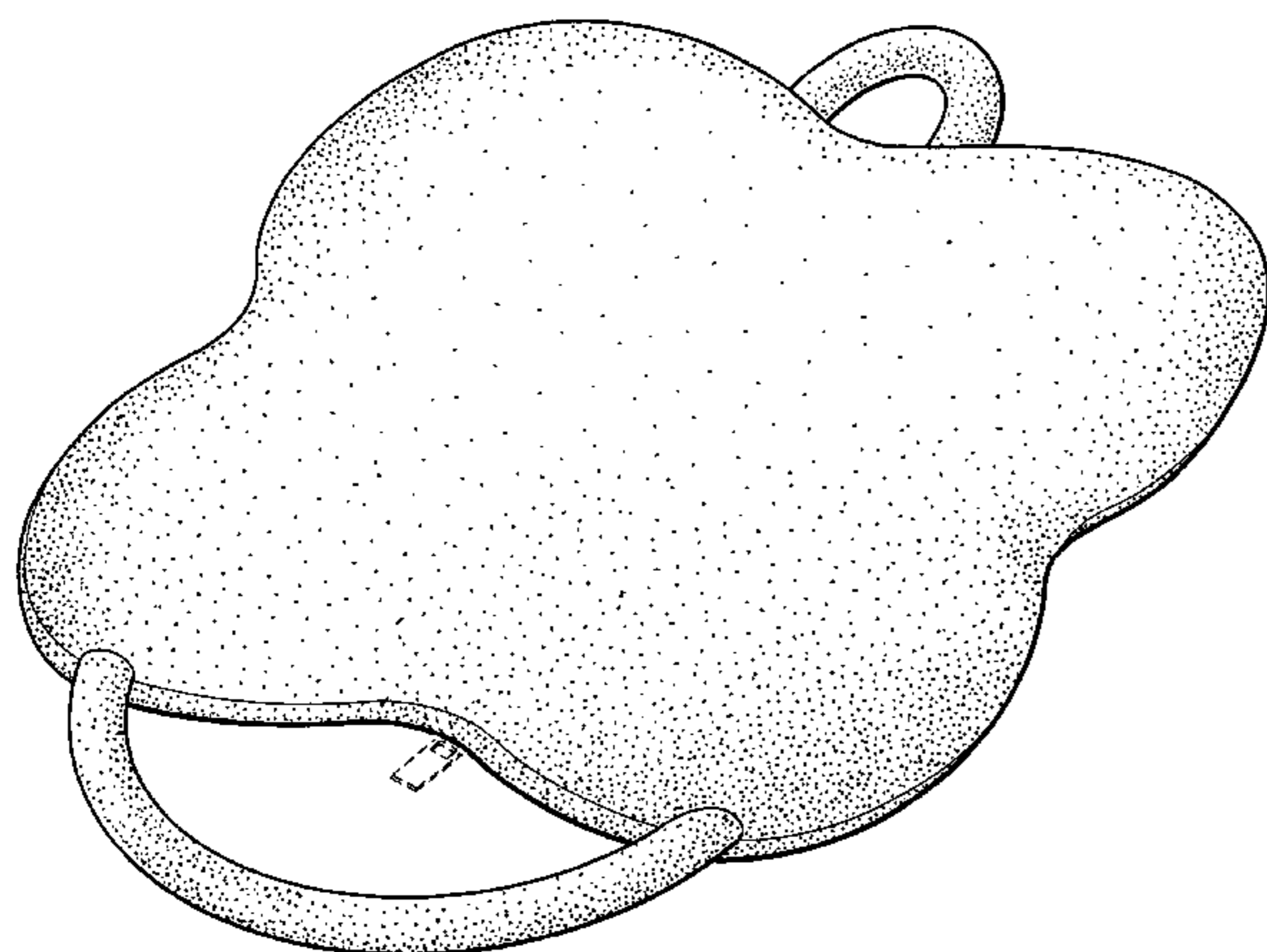
FIG. 2 is a perspective view of the handbag shown in FIG. 1;

FIG. 3 is a plan view of a handbag in accordance with another embodiment of my design; and,

FIG. 4 is a perspective view of the handbag shown in FIG. 3.

The broken line showing of a zipper and zipper tab in the figures is for illustrative purposes only and forms no part of the claimed design.

1 Claim, 4 Drawing Sheets



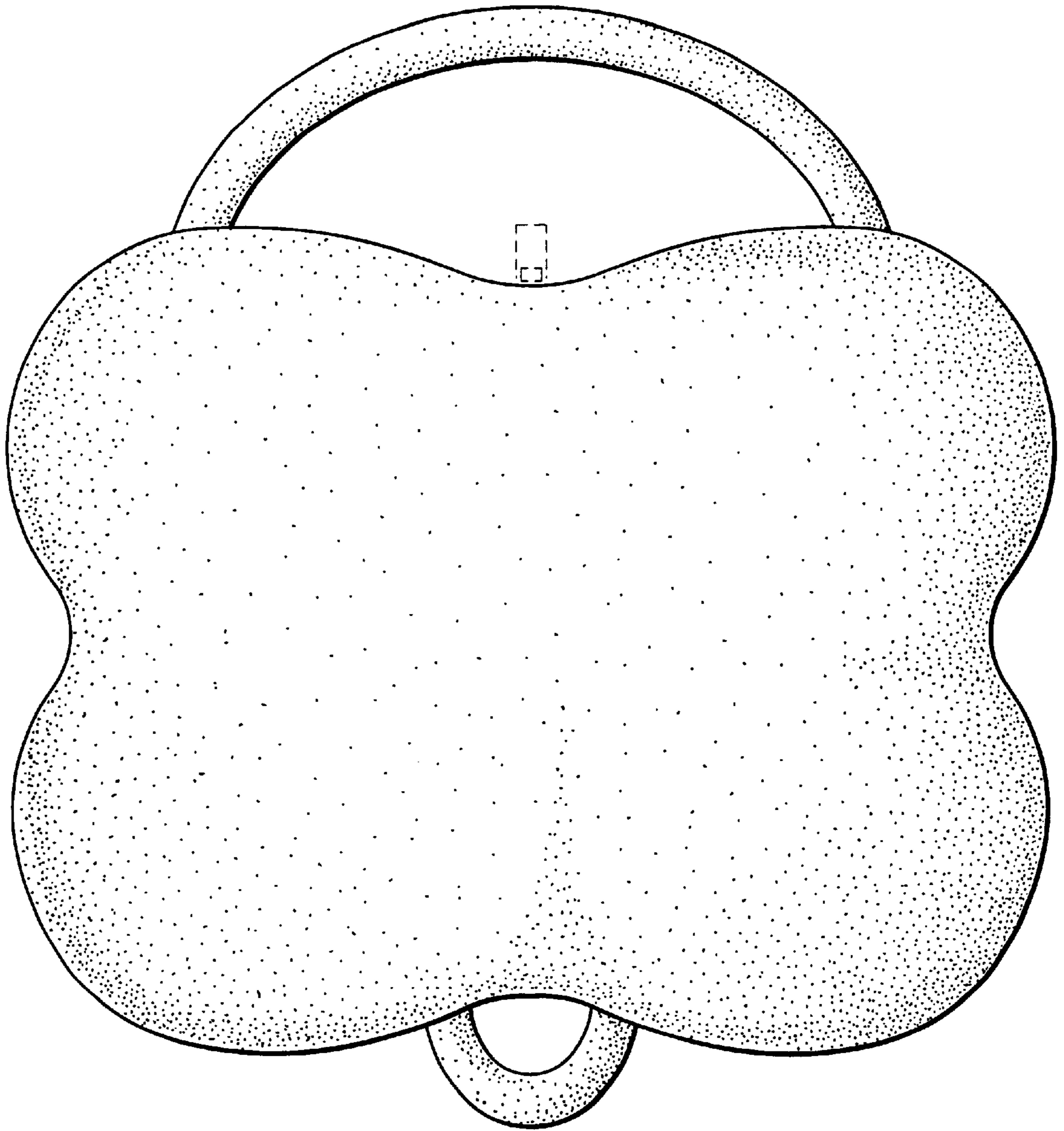


Fig. 1

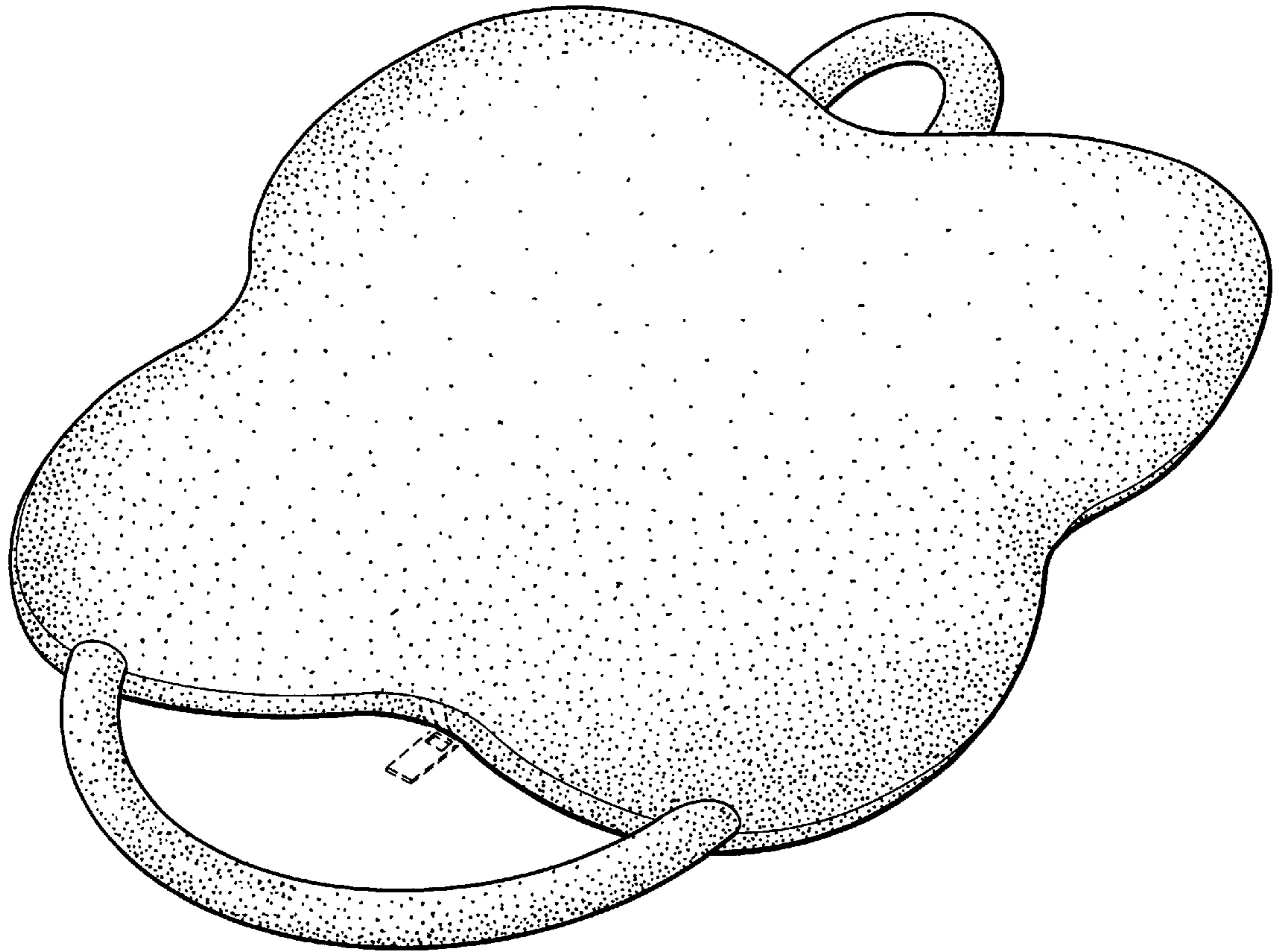


Fig. 2

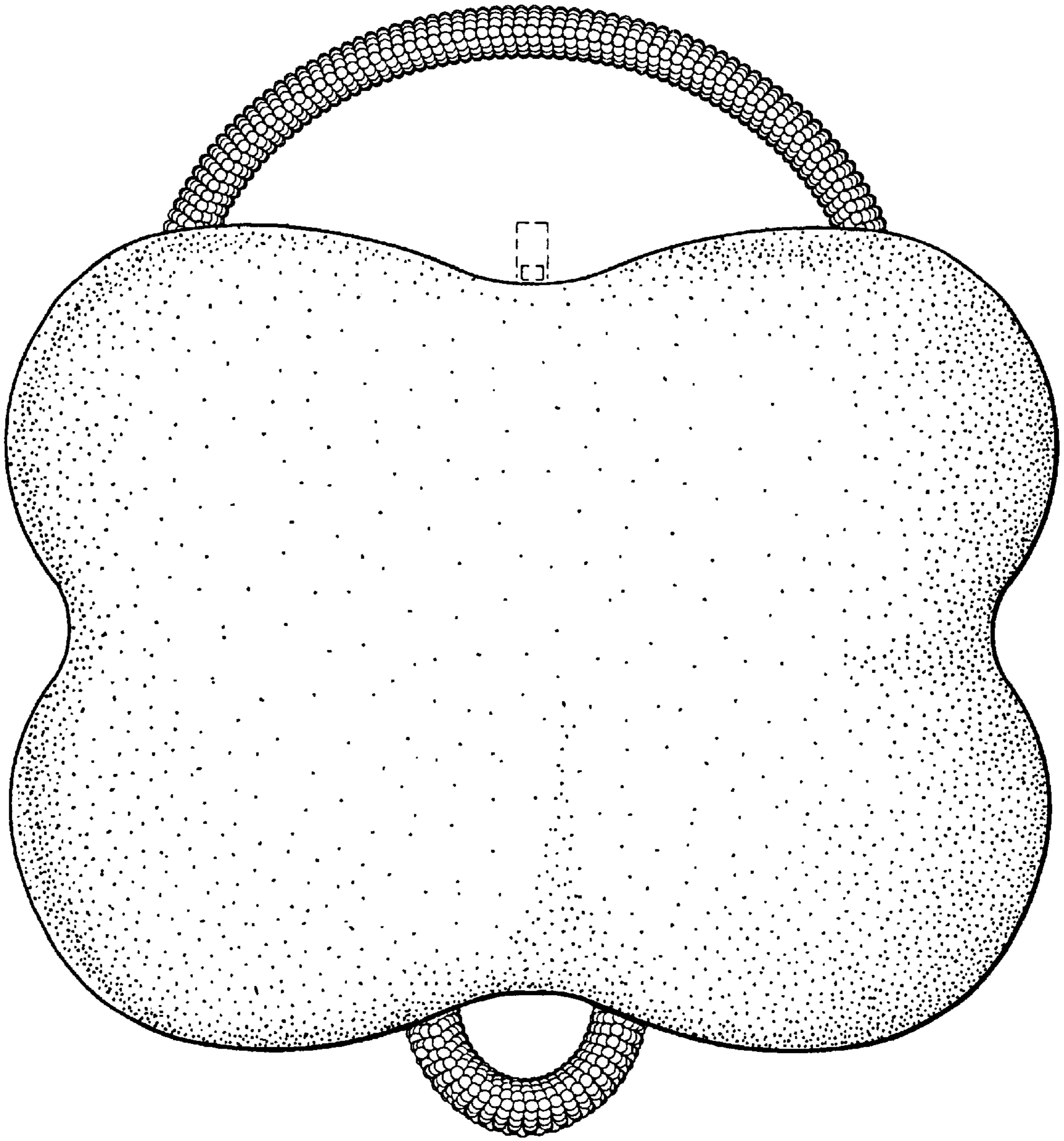


Fig. 3

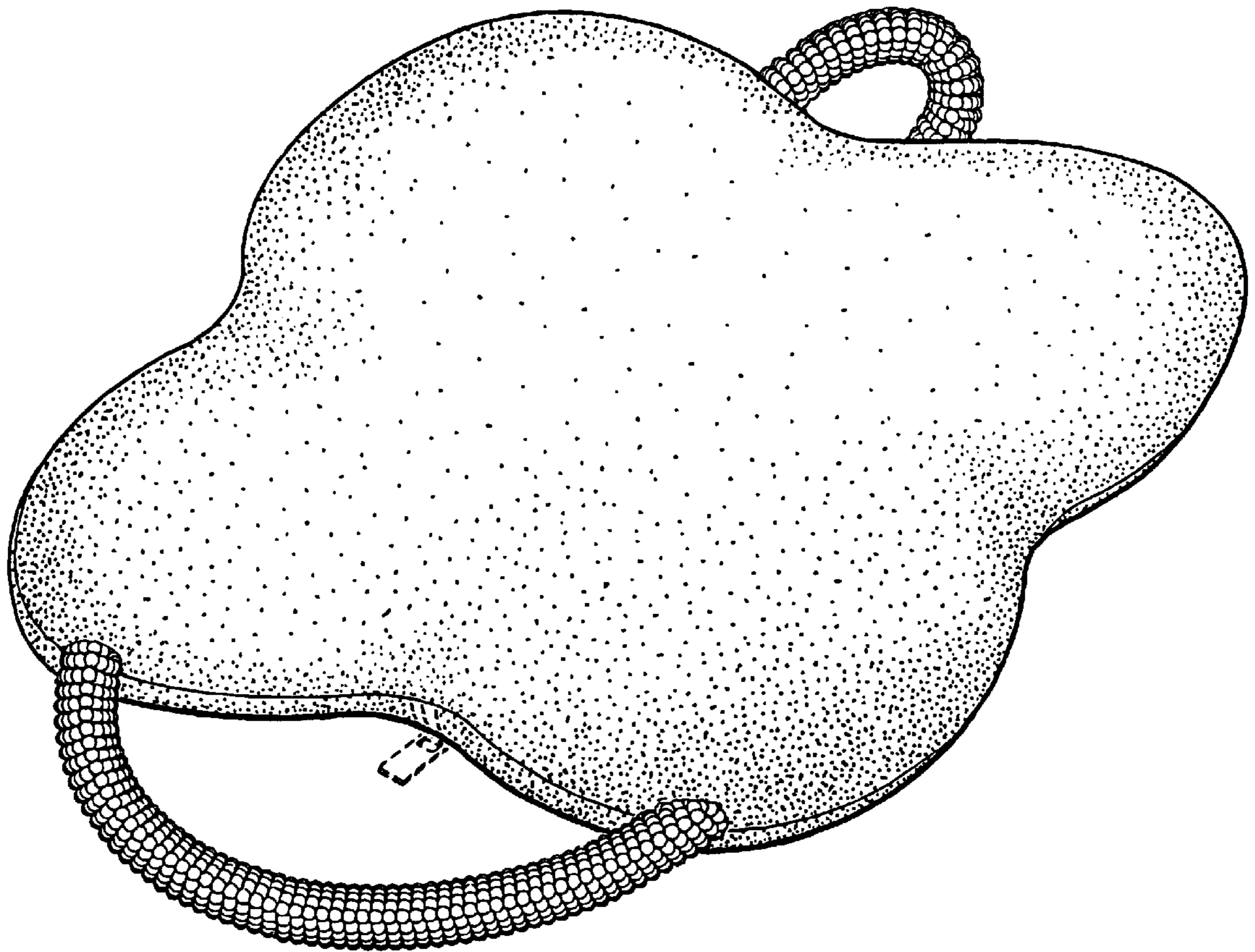


Fig. 4