



US00D459076S

(12) **United States Design Patent**
Chapelier

(10) **Patent No.:** **US D459,076 S**

(45) **Date of Patent:** **** Jun. 25, 2002**

(54) **BAG**

(75) **Inventor:** **Hervé Chapelier**, Boulogne Billancourt (FR)

(73) **Assignee:** **Bush Holding**, Boulogne Billancourt (FR)

(**) **Term:** **14 Years**

(21) **Appl. No.:** **29/142,635**

(22) **Filed:** **May 30, 2001**

(30) **Foreign Application Priority Data**

Dec. 1, 2000 (FR) 00 7055

(51) **LOC (7) Cl.** **03-01**

(52) **U.S. Cl.** **D3/289; D3/276**

(58) **Field of Search** D3/273, 276, 283,
D3/287, 289, 301, 303, 299; 190/100, 111,
109, 110, 112

(56) **References Cited**

U.S. PATENT DOCUMENTS

- D423,215 S * 4/2000 Furlanetto D3/232
- D426,060 S * 6/2000 Chapelier D3/232
- D441,533 S * 5/2001 Tawil D3/276
- D443,983 S * 6/2001 Hillman D3/276
- D444,297 S * 7/2001 Starck D3/276
- D444,298 S * 7/2001 Starck D3/276

- D444,627 S * 7/2001 Starck D3/276
- D444,945 S * 7/2001 Starck D3/276
- D445,252 S * 7/2001 Klamm D3/289

* cited by examiner

Primary Examiner—Philip S. Hyder

(74) *Attorney, Agent, or Firm*—Bazerman & Drangel, PC

(57) **CLAIM**

The ornamental design for a bag, as shown and described.

DESCRIPTION

FIG. 1 is a perspective view of the ornamental design for a bag of the present invention;

FIG. 2 is a front view of the embodiment described in FIG. 1;

FIG. 3 is a back view of the embodiment described in FIG. 1;

FIG. 4 is a top side view of the embodiment described in FIG. 1 in the closed position;

FIG. 5 is a top view of the bag described in FIG. 1 in the opened position;

FIG. 6 is a bottom view of the embodiment described in FIG. 1;

FIG. 7 is a right side view of the embodiment described in FIG. 1; and,

FIG. 8 is a left side view of the embodiment described in FIG. 1.

1 Claim, 8 Drawing Sheets





FIG. 1

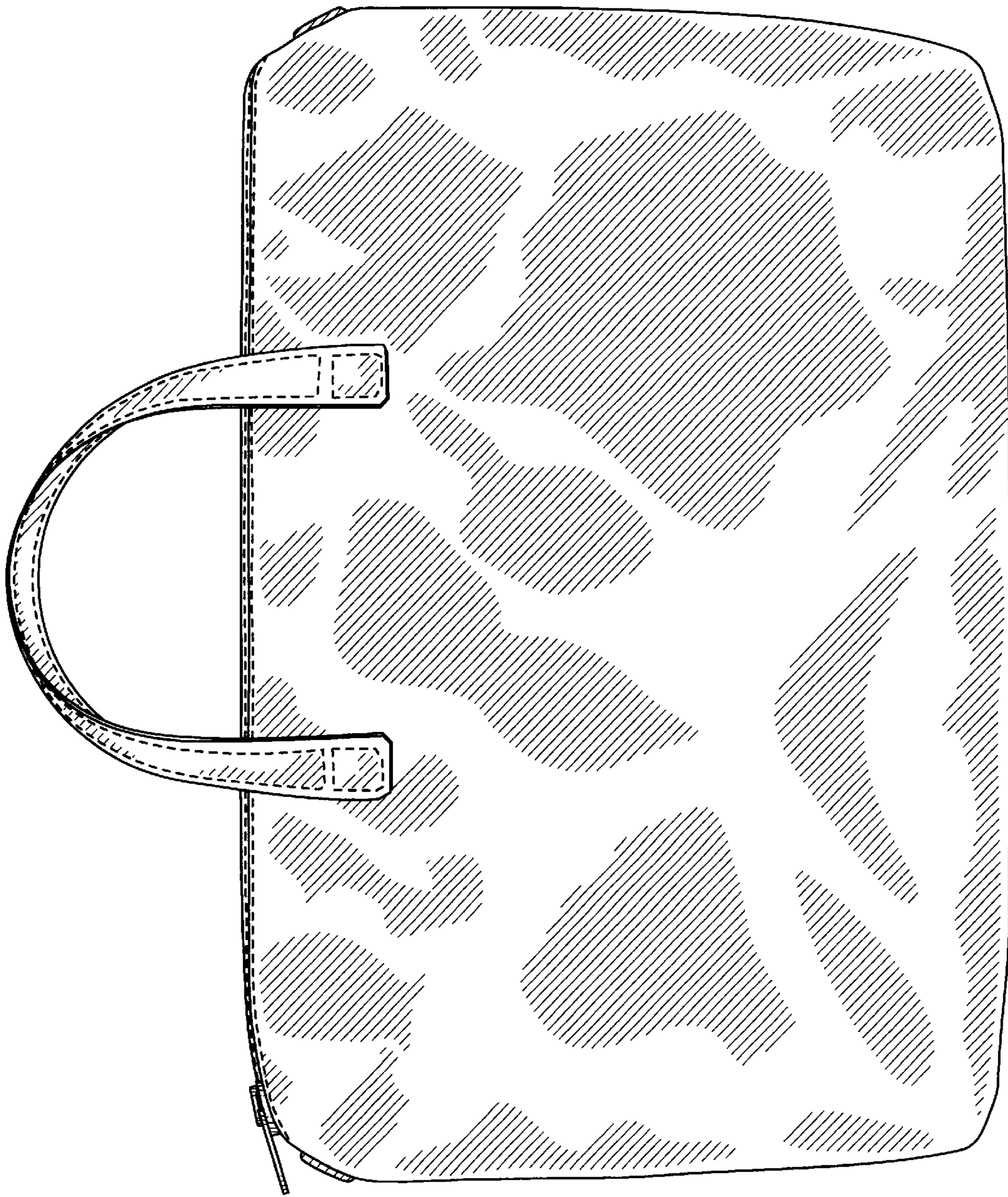


FIG. 2




FIG. 3

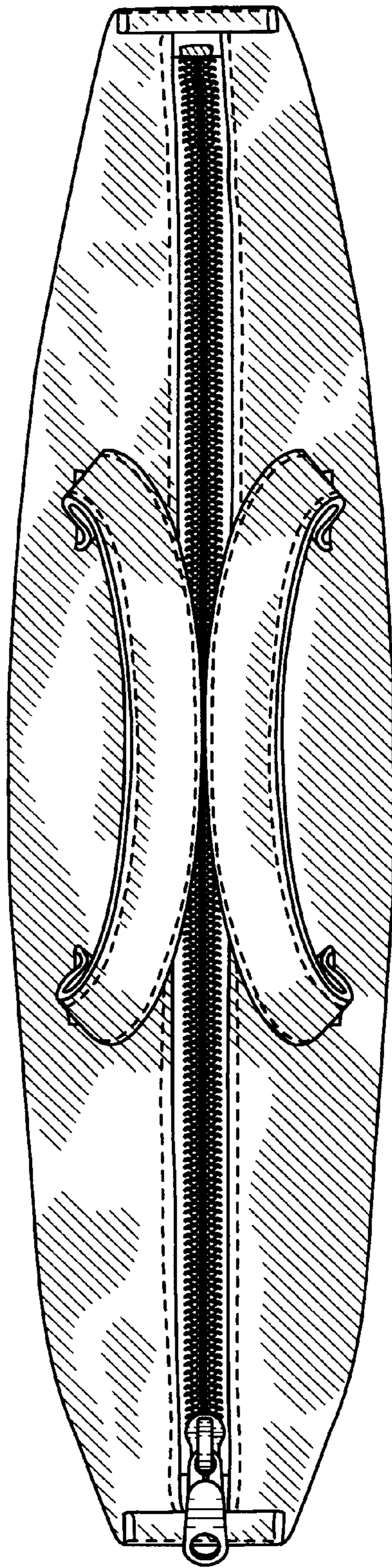


FIG. 4

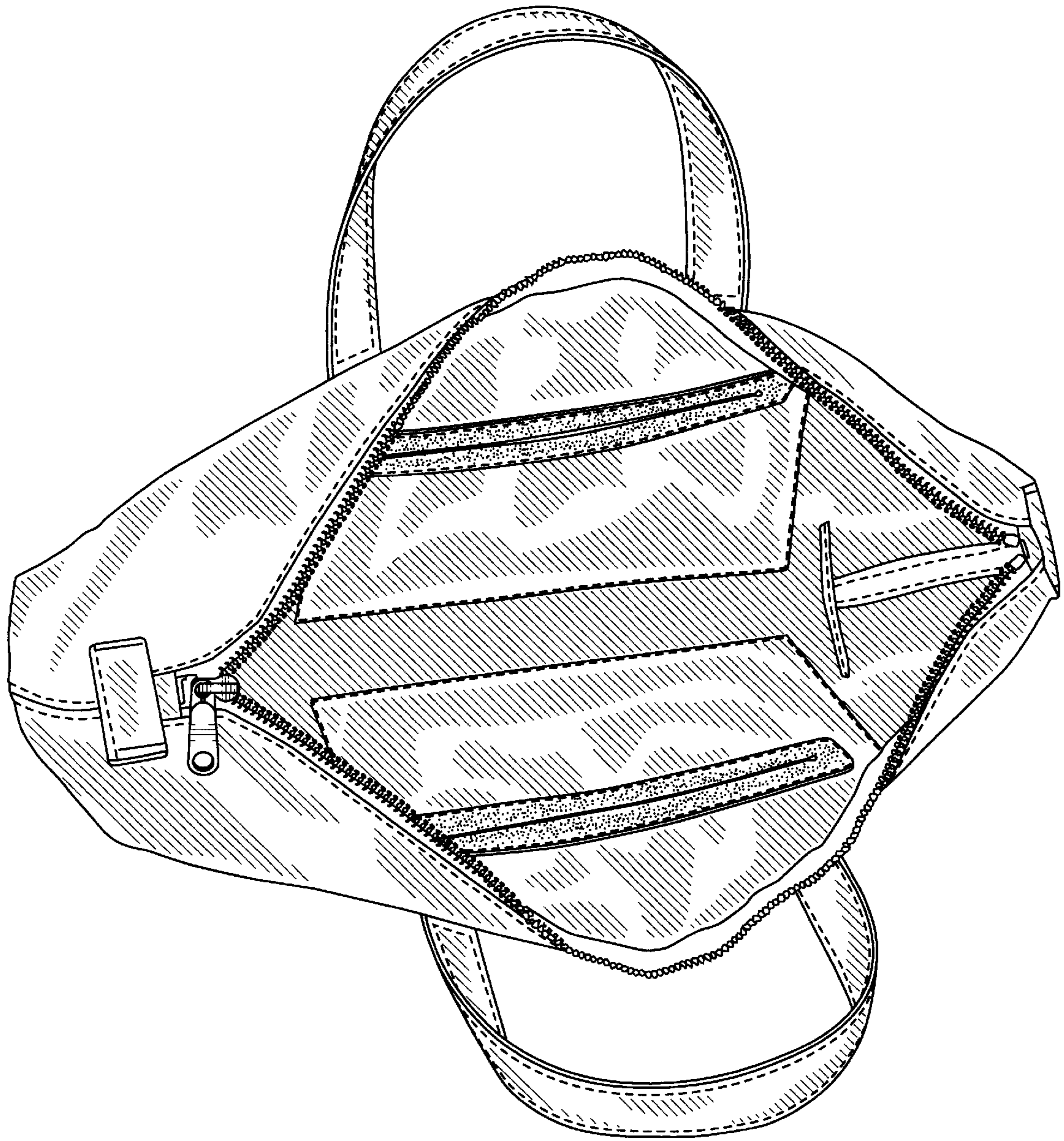


FIG. 5




FIG. 6

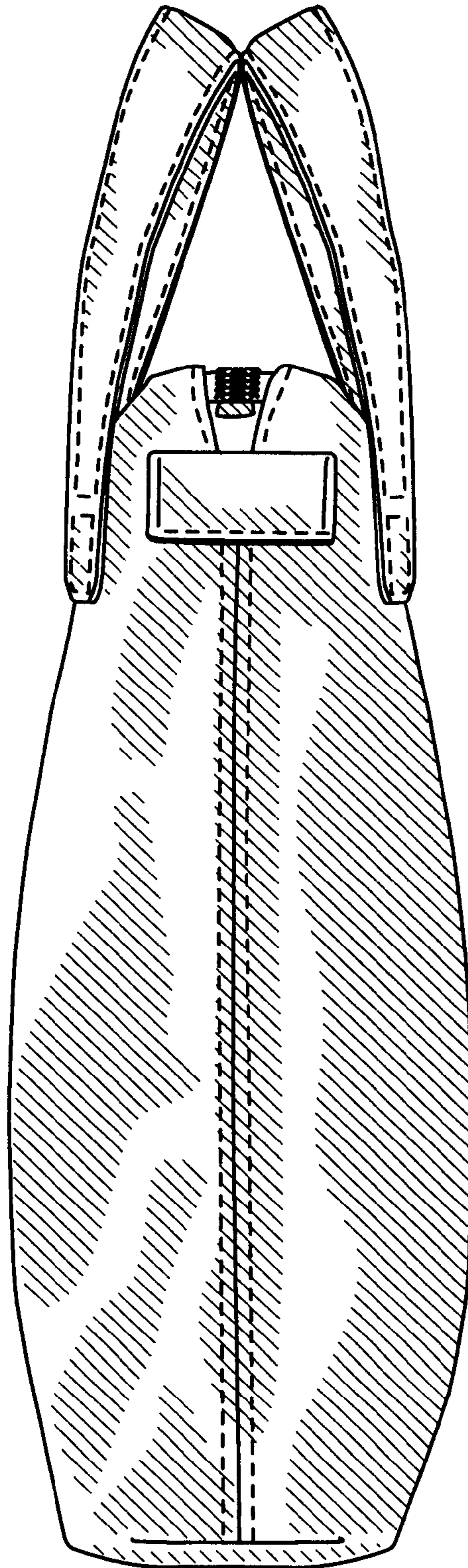


FIG. 7

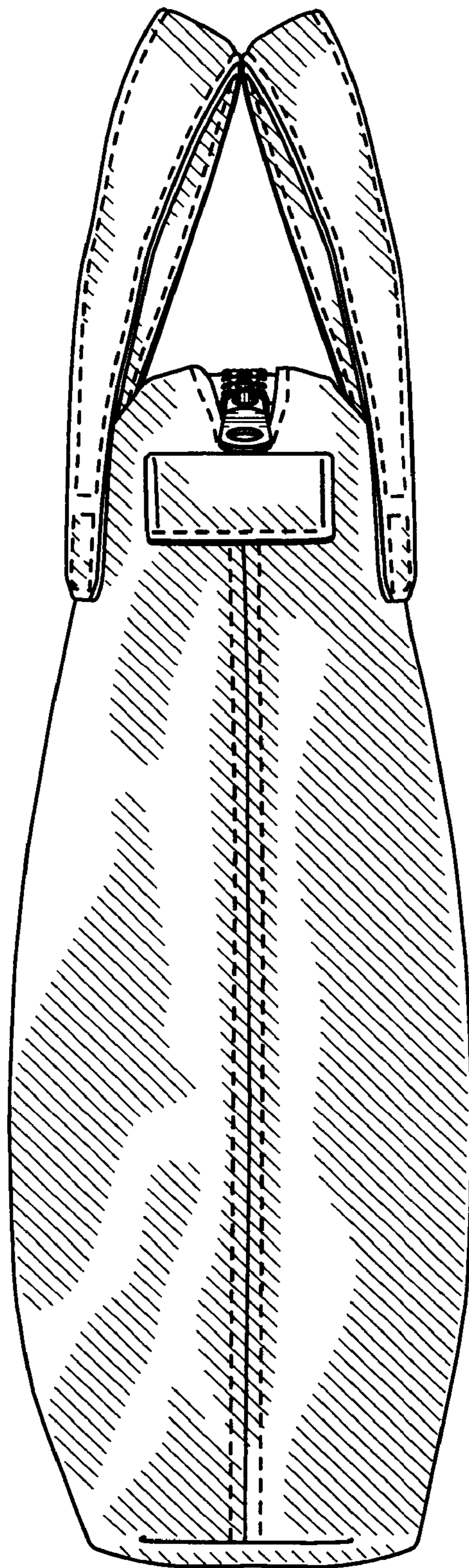


FIG. 8