



US00D459074S

(12) **United States Design Patent**  
**Eckmann**

(10) **Patent No.:** **US D459,074 S**

(45) **Date of Patent:** **\*\* Jun. 25, 2002**

(54) **WEIGHT CASE**

(75) Inventor: **James A. Eckmann**, Libertyville, IL  
(US)

(73) Assignee: **Sportworks Ltd.**, Vernon Hills, IL (US)

(\*\*) Term: **14 Years**

(21) Appl. No.: **29/116,581**

(22) Filed: **Jan. 4, 2000**

(51) **LOC (7) Cl.** ..... **03-01**

(52) **U.S. Cl.** ..... **D3/282; D3/276**

(58) **Field of Search** ..... D3/276, 282, 283,  
D3/284, 294, 273; 206/315.1, 349, 372,  
373

(56) **References Cited**

**U.S. PATENT DOCUMENTS**

D328,189 S	*	7/1992	Hillinger	.....	D3/282
D347,731 S	*	6/1994	Hayakawa et al.	.....	D3/282
D351,504 S	*	10/1994	Tarozzi	.....	D3/282
D379,715 S	*	6/1997	Yemini	.....	D3/282
D390,358 S	*	2/1998	Calmeise	.....	D3/282
D392,803 S	*	3/1998	Pohlman	.....	D3/282
D393,945 S	*	5/1998	Urvoy	.....	D3/282
D406,192 S	*	3/1999	Schurman	.....	D3/282

D412,397 S	*	8/1999	Liu	.....	D3/282
D413,440 S	*	9/1999	Schurman	.....	D3/282
D426,705 S	*	6/2000	Fang	.....	D3/282
D440,043 S	*	4/2001	Miller et al.	.....	D3/282

\* cited by examiner

*Primary Examiner*—Philip S. Hyder

(74) *Attorney, Agent, or Firm*—Polster, Lieder, Woodruff & Lucchesi, L.C.

(57) **CLAIM**

The ornamental design for a weight case, as shown and described.

**DESCRIPTION**

FIG. 1 is a view in front elevation of the weight case of this invention;

FIG. 2 is a view in rear elevation;

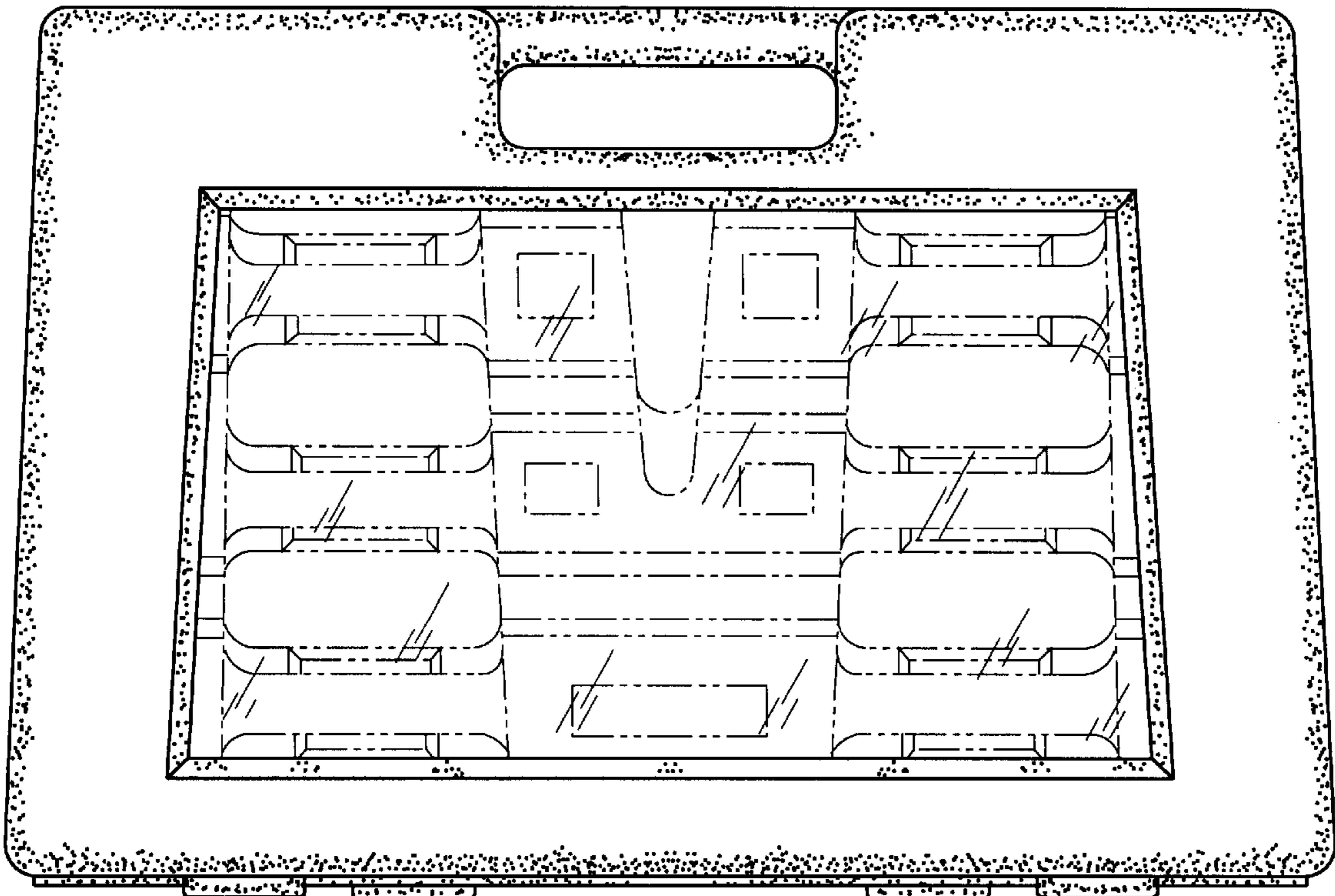
FIG. 3 is a bottom plan view;

FIG. 4 is a top plan view; and,

FIG. 5 is a view in end elevation, the other end being a mirror image.

The broken line showing of the weight-receiving cavities in FIG. 1 merely illustrates that the interior of the case is visible through the transparent front surface and forms no part of the claim design.

**1 Claim, 2 Drawing Sheets**



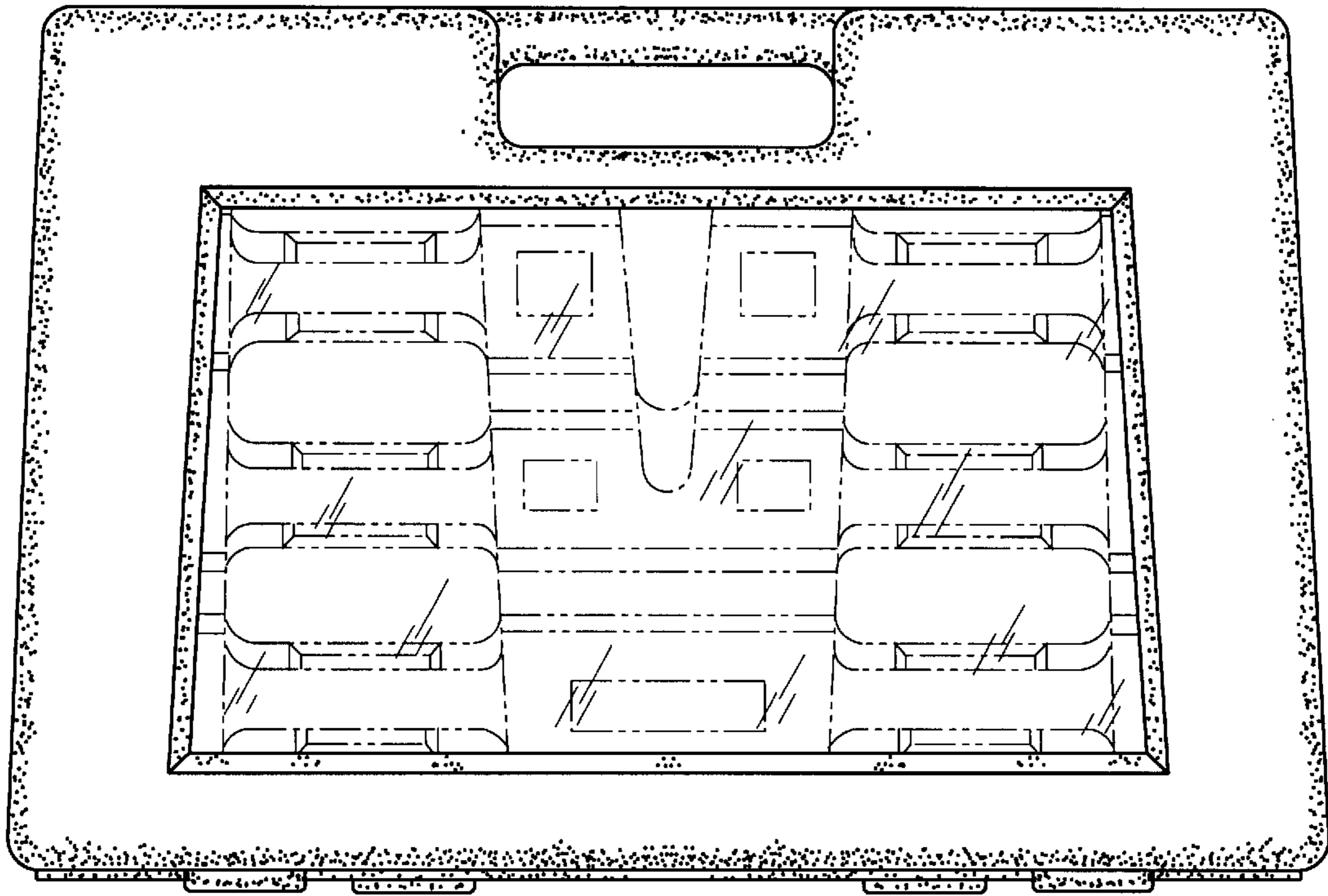


FIG. 1




FIG. 2

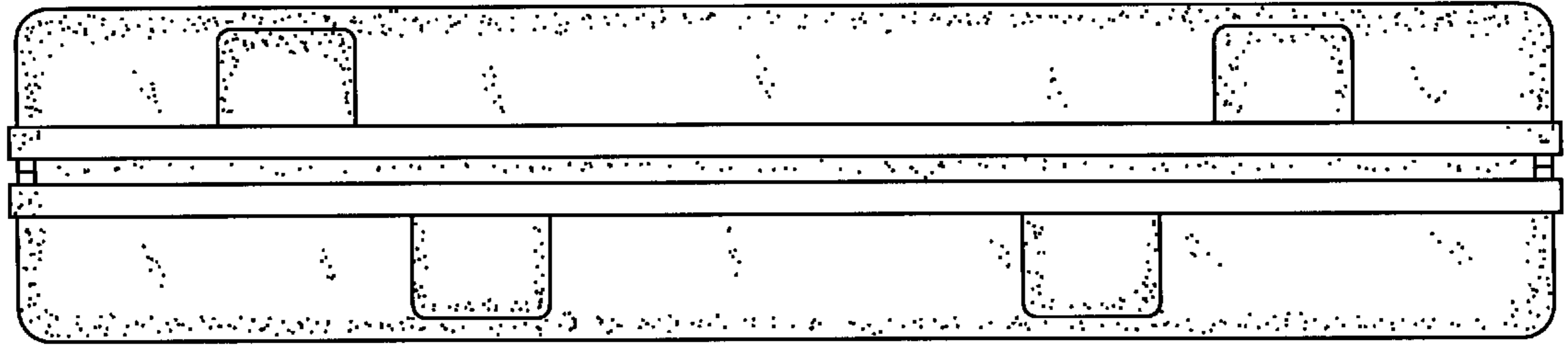


FIG. 3




FIG. 4

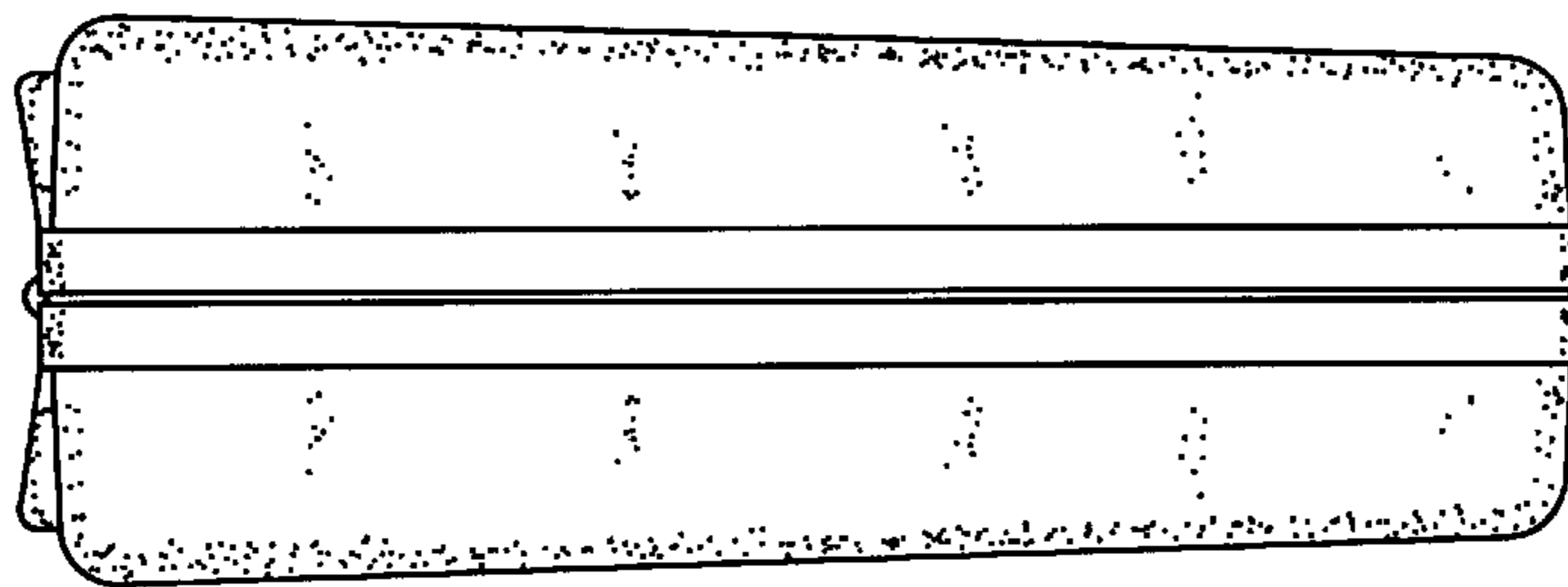


FIG. 5