



US00D459065S

(12) **United States Design Patent**
Wilson

(10) **Patent No.:** **US D459,065 S**

(45) **Date of Patent:** **** Jun. 25, 2002**

(54) **SHOE BOTTOM**

(75) **Inventor:** **Ralph Davis Wilson**, Torrance, CA (US)

(73) **Assignee:** **Skechers U.S.A., Inc. II**, Manhattan Beach, CA (US)

(**) **Term:** **14 Years**

(21) **Appl. No.:** **29/134,379**

(22) **Filed:** **Oct. 30, 2000**

(51) **LOC (7) Cl.** **02-04**

(52) **U.S. Cl.** **D2/960; D2/951; D2/953; D2/954; D2/957**

(58) **Field of Search** D2/902, 904, 908, D2/909, 911, 914, 916, 920, 946-948, 951-962, 967, 972, 977; 36/7.6, 7.7, 25 R, 31, 59 C, 59 R, 67 B, 67 D, 67 R, 72 R, 114, 127, 129, 131, 132, 134, 135

(56) **References Cited**

U.S. PATENT DOCUMENTS

| | | | |
|------------|-----------|---------------|--------------|
| D298,285 S | 11/1988 | Tong | |
| D298,683 S | 11/1988 | Kelley et al. | |
| D299,681 S | 2/1989 | Miller et al. | |
| D305,381 S | 1/1990 | Mitsui | |
| D319,725 S | 9/1991 | Claveria | |
| D321,973 S | 12/1991 | Hatfield | |
| D326,762 S | * 6/1992 | Kiyosawa | D2/977 |
| D330,797 S | * 11/1992 | Lucas | D2/977 |
| D331,492 S | 12/1992 | Tonkel et al. | |
| D335,022 S | 4/1993 | Lozano | |
| D343,506 S | 1/1994 | Kusuki et al. | |

| | | | | | |
|------------|---|---------|------------------|-------|--------|
| D345,243 S | * | 3/1994 | Hatfield | | D2/977 |
| D352,156 S | | 11/1994 | Purdom | | |
| D357,571 S | | 4/1995 | Mitsui | | |
| D365,921 S | * | 1/1996 | Conta et al. | | D2/959 |
| D366,354 S | | 1/1996 | Yoshikawa et al. | | |
| D395,740 S | * | 7/1998 | Cass | | D2/951 |
| D414,319 S | * | 9/1999 | Werman | | D2/959 |
| D424,285 S | * | 5/2000 | Nason | | D2/953 |
| D429,551 S | * | 8/2000 | Wilson | | D2/952 |
| D440,748 S | * | 4/2001 | Morgan | | D2/957 |
| D450,439 S | * | 11/2001 | Wilson | | D2/977 |
| D450,914 S | * | 11/2001 | Wilson | | D2/959 |

* cited by examiner

Primary Examiner—Celia Murphy

(74) *Attorney, Agent, or Firm*—Marshall A. Lerner, Esq.; Bradford E. Mattes, Esq.; Kleinberg & Lerner, LLP

(57) **CLAIM**

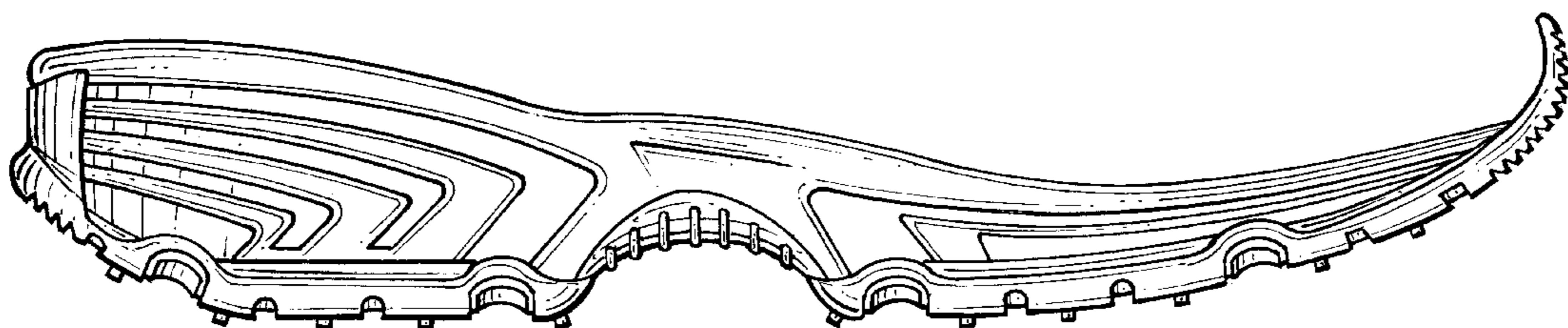
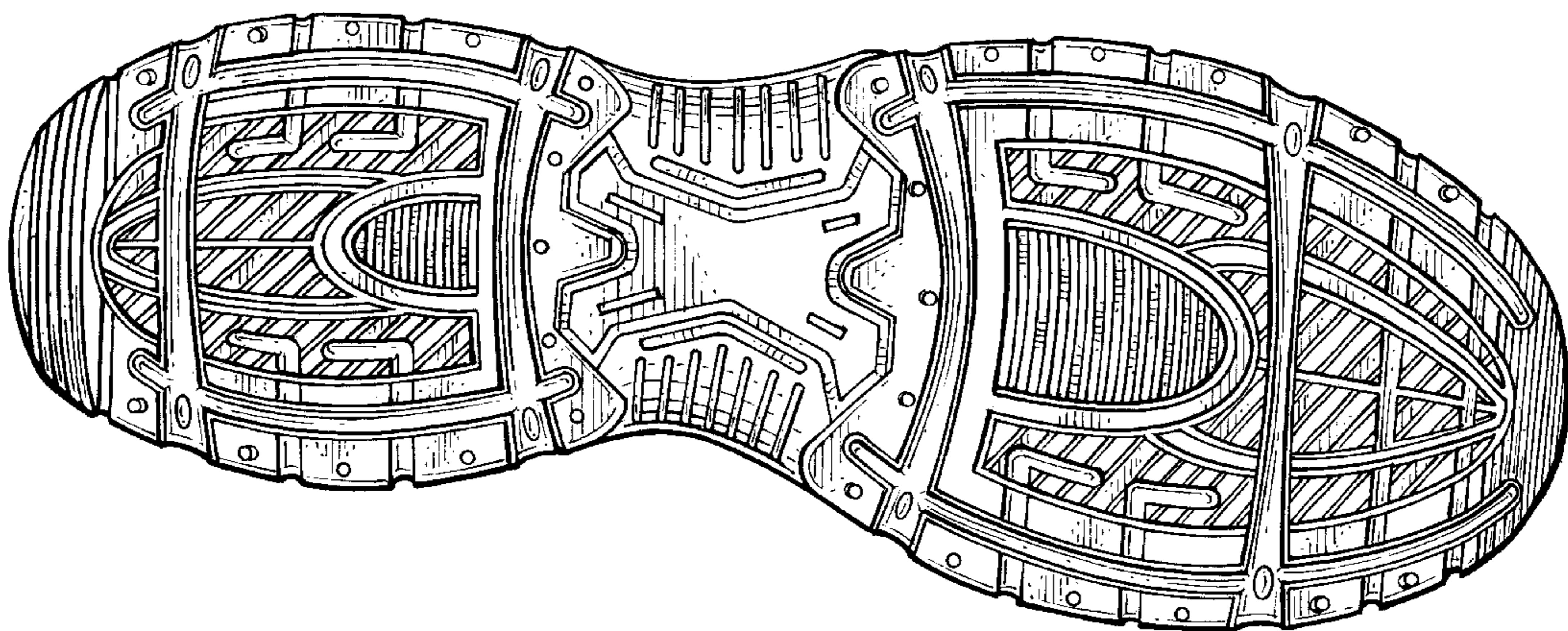
The ornamental design for a shoe bottom, as shown and described.

DESCRIPTION

FIG. 1 is a perspective view of the shoe bottom showing my new design;
FIG. 2 is a top plan view thereof;
FIG. 3 is a left elevational view thereof;
FIG. 4 is a right elevational view thereof;
FIG. 5 is a front elevational view thereof; and,
FIG. 6 is a rear elevational view.

The broken line showing the shoe upper in the figures are for illustrative purposes only and form no part of the claimed design.

1 Claim, 3 Drawing Sheets



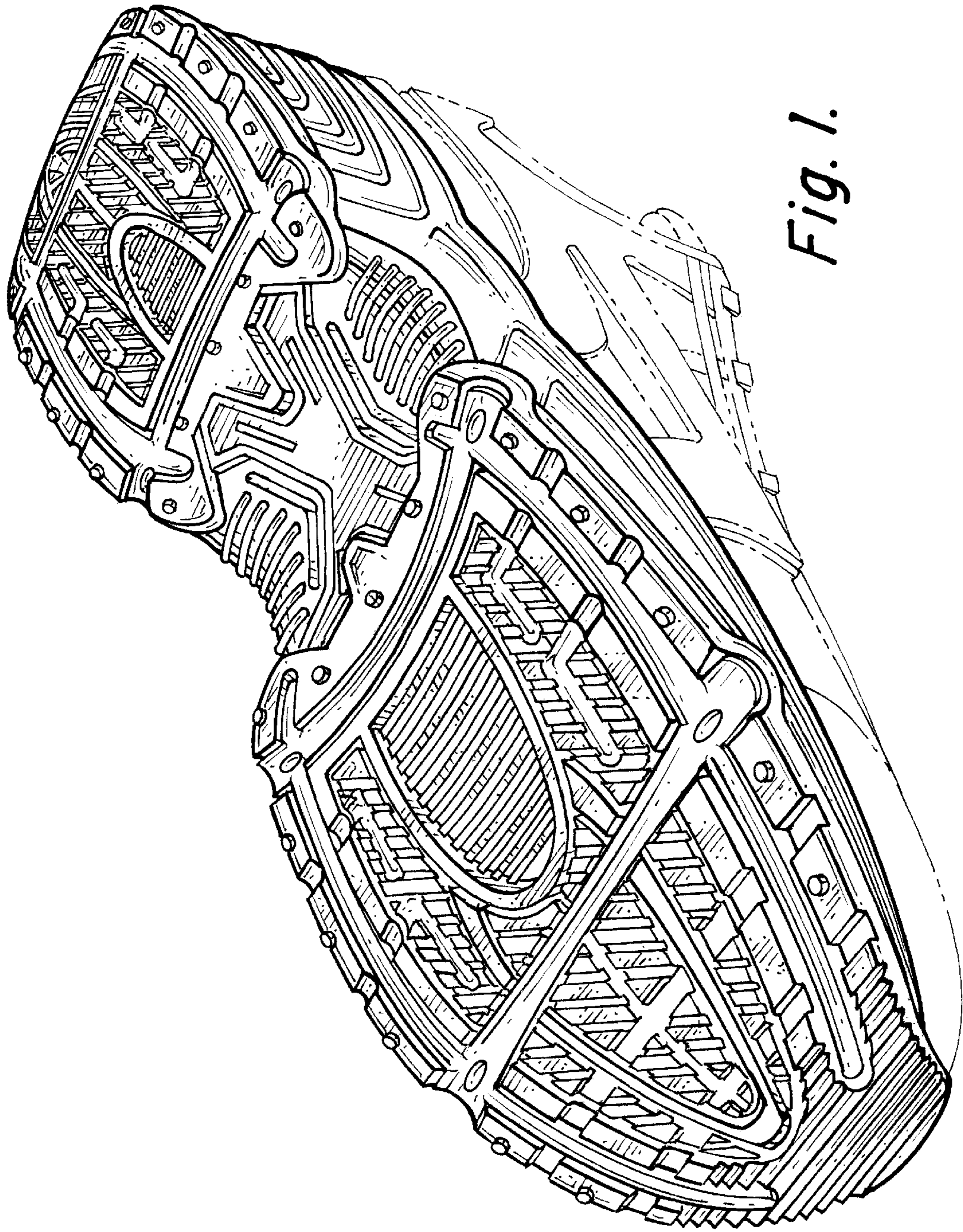


Fig. 1.

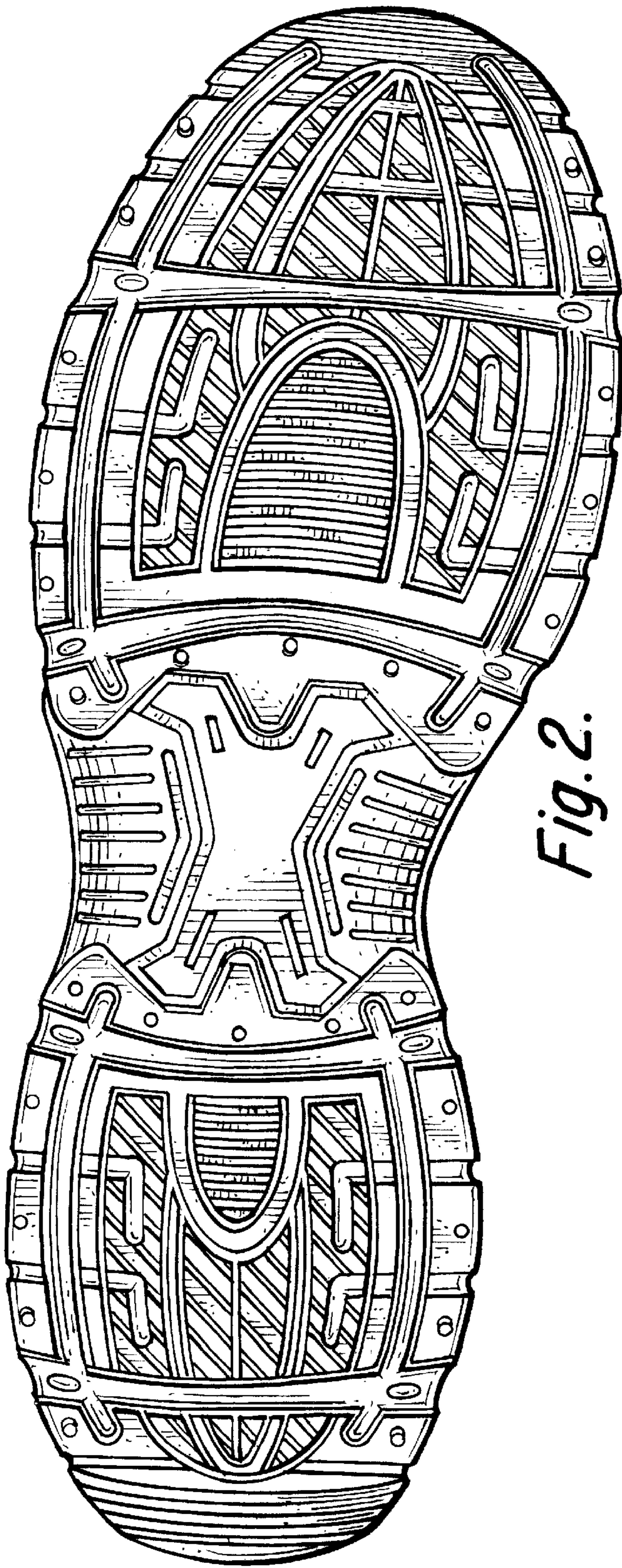


Fig. 2.

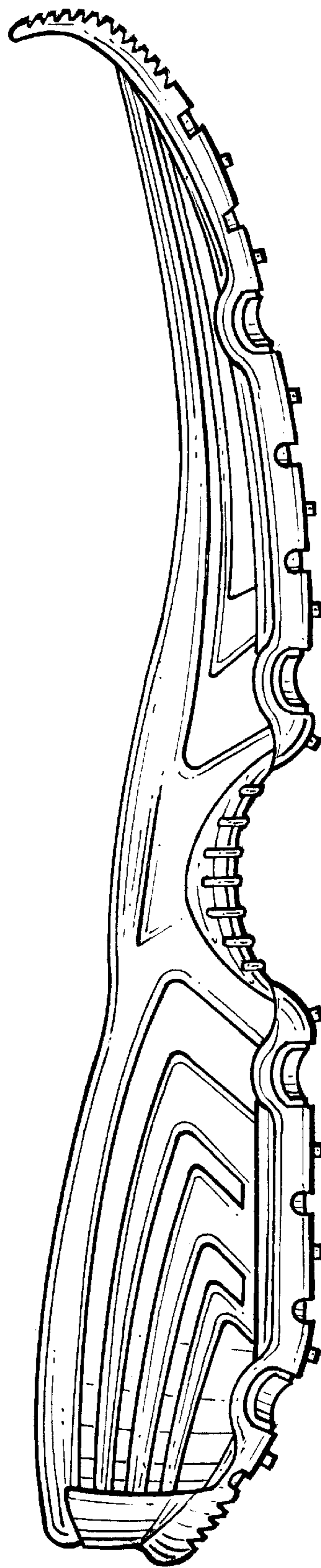


Fig. 3.

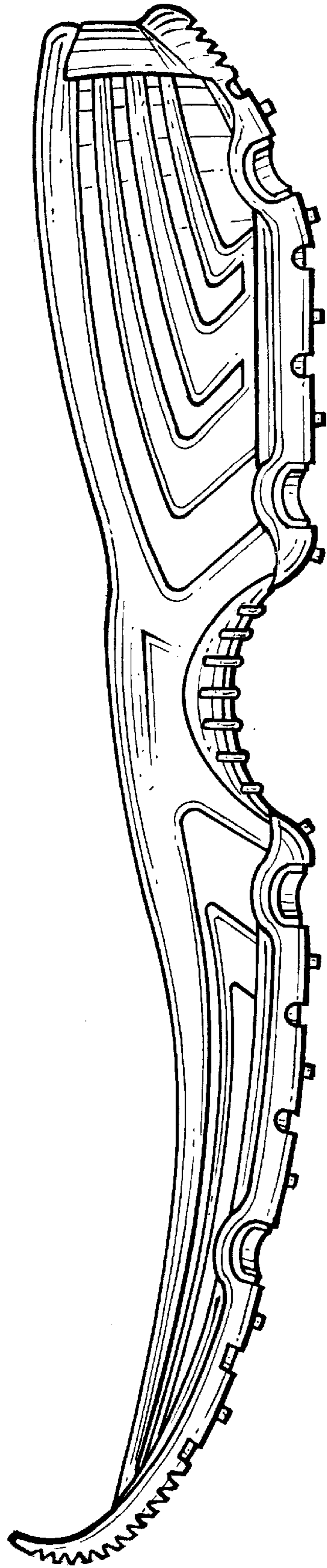


Fig. 4.

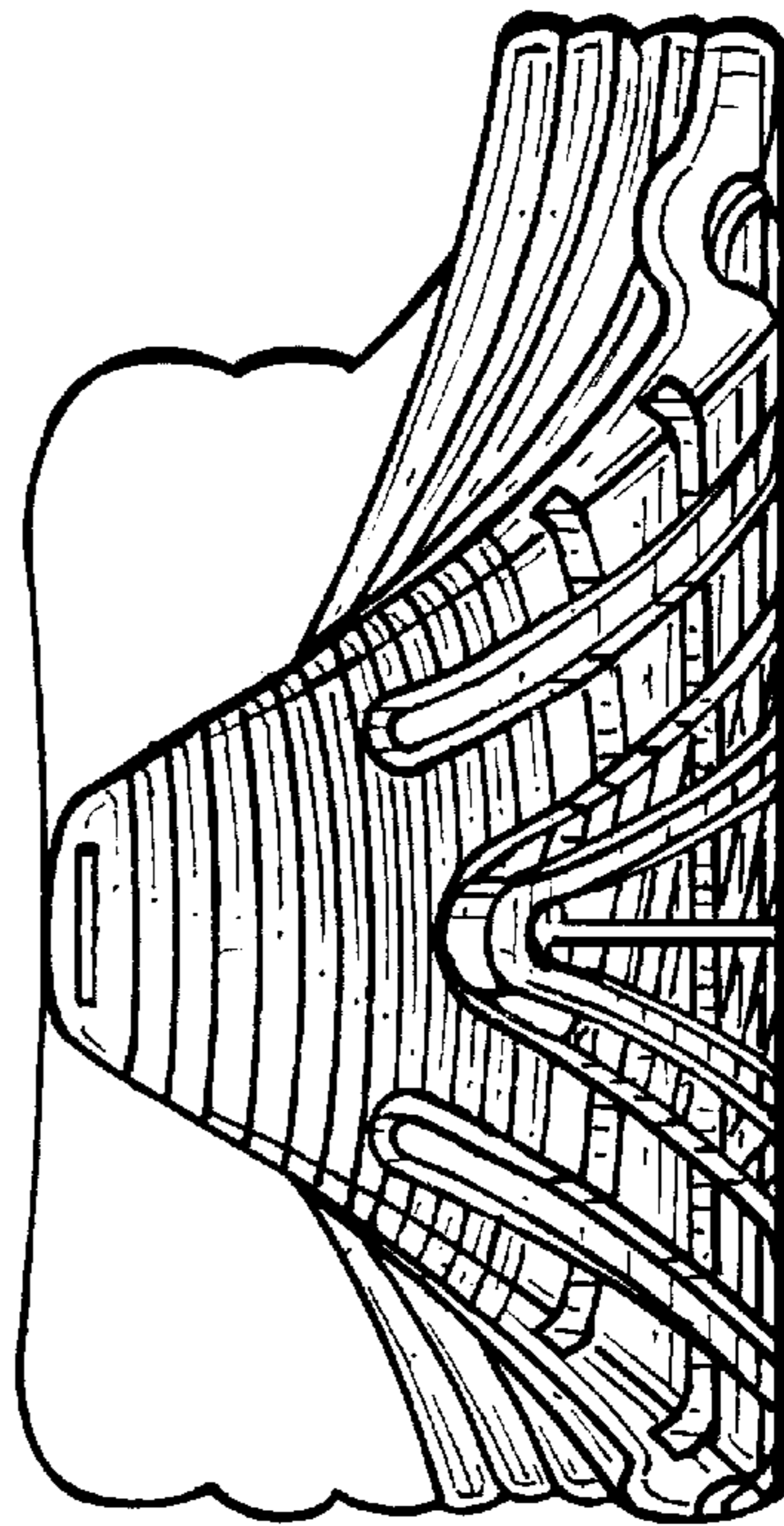


Fig. 5.




Fig. 6.