



US00D459064S

(12) **United States Design Patent**
McClaskie

(10) **Patent No.:** **US D459,064 S**

(45) **Date of Patent:** **** Jun. 25, 2002**

(54) **SHOE SOLE**

(75) **Inventor:** **Thomas E. McClaskie**, Bethlehem, PA
(US)

(73) **Assignee:** **Columbia Insurance Company**,
Omaha, NE (US)

(**) **Term:** **14 Years**

(21) **Appl. No.:** **29/140,259**

(22) **Filed:** **Apr. 13, 2001**

(51) **LOC (7) Cl.** **02-04**

(52) **U.S. Cl.** **D2/957; D2/951; D2/953;**
D2/959

(58) **Field of Search** D2/902, 904, 908,
D2/909, 911, 914, 916, 920, 946-948, 951-962,
967, 972, 977; D6/608; D21/713; D23/231;
2/175.1; 36/114-116, 117.1, 117.2, 117.3,
117.4, 12, 122-136, 14, 15, 25 R, 28, 30 R,
31, 32 R, 36 R, 3 B, 42-45, 50.1, 59 C,
59 R, 61, 62, 67 A, 67 B, 67 D, 67 R,
7.1 R, 7.3-7.7, 72 R, 74, 77 R, 89, 91,
127, 134

(56) **References Cited**

U.S. PATENT DOCUMENTS

D145,944 S	*	11/1946	Knisely	D2/955
D298,483 S	*	11/1988	Ligget et al.	D2/954
D351,715 S	*	10/1994	Tonkel	D2/951
D366,952 S	*	2/1996	Pyle	D2/908
D387,546 S	*	12/1997	Pearce	D2/951
D389,994 S	*	2/1998	Sessa	D2/953
D398,440 S	*	9/1998	Rowland	D2/951
D403,143 S	*	12/1998	Gillespie	D2/952
D411,244 S	*	6/1999	Robinson et al.	D2/954

D426,053 S	*	6/2000	Santa	D2/954
D426,945 S	*	6/2000	Edwards	D2/951
D427,758 S	*	7/2000	Schneider	D2/959
D433,792 S	*	11/2000	Cockrell	D2/959
D437,477 S	*	2/2001	Tyler	D2/953
D445,243 S	*	7/2001	Cockrell	D2/957
D449,427 S	*	10/2001	McClaskie	D2/954
D449,428 S	*	10/2001	McClaskie	D2/957
D450,429 S	*	11/2001	McClaskie	D2/958

* cited by examiner

Primary Examiner—Celia Murphy

(74) *Attorney, Agent, or Firm*—Fish & Richardson P.C.

(57) **CLAIM**

The ornamental design for a shoe sole, as shown and described.

DESCRIPTION

FIG. 1 is a perspective view of a shoe sole showing my new design, the small diamond pattern being understood to cover the outer surface of the shoe sole.

FIG. 2 illustrates a first side view of the shoe sole design of FIG. 1;

FIG. 3 illustrates an opposite side view of the shoe design of FIG. 1;

FIG. 4 illustrates a front view of the shoe sole design of FIG. 1;

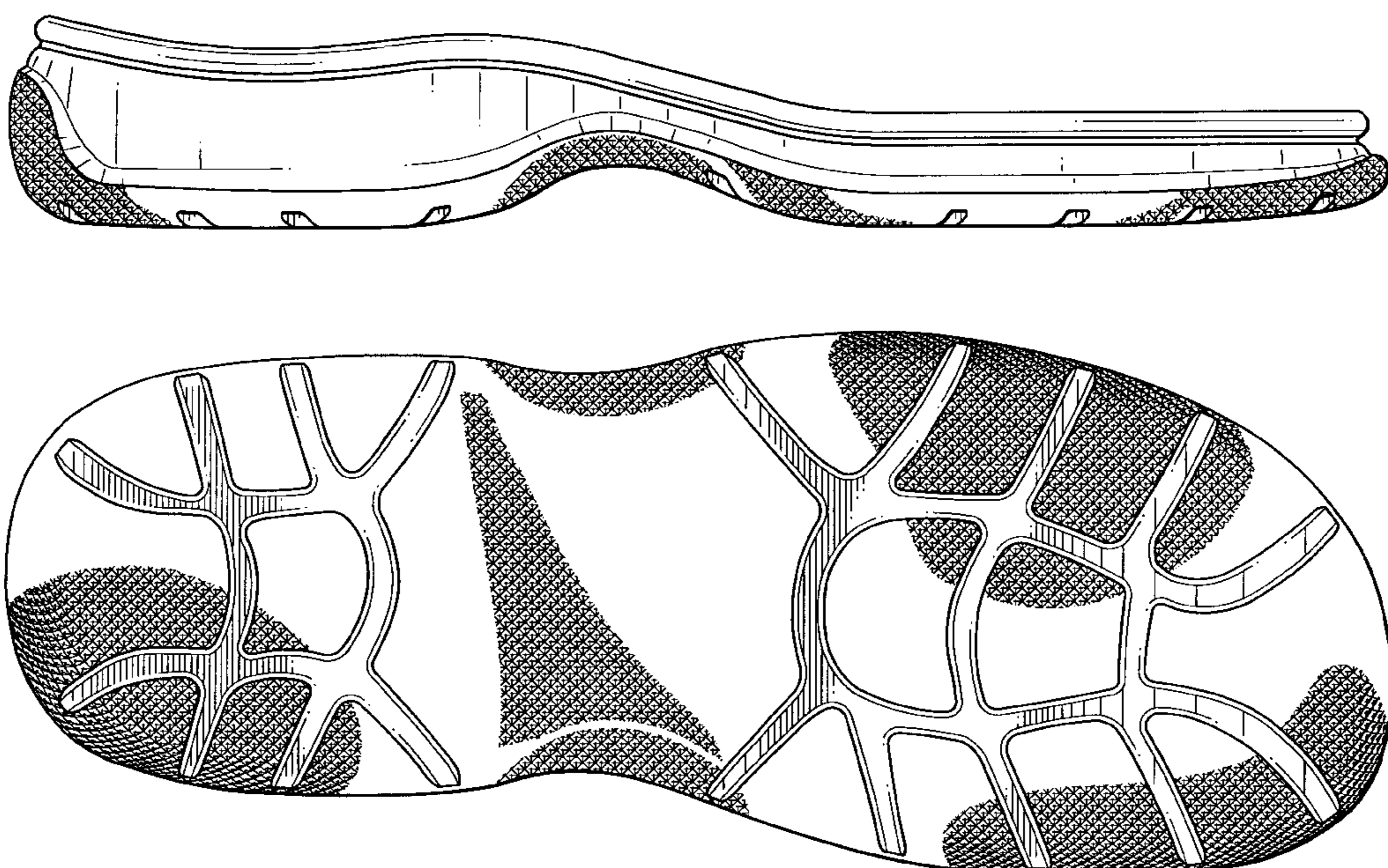
FIG. 5 illustrates a back view of the shoe sole design of FIG. 1;

FIG. 6 illustrates a bottom view of the shoe sole design of FIG. 1; and,

FIG. 7 illustrates a top view of the shoe sole design of FIG. 1.

The broken lines shown in FIGS. 4 and 7 are understood to represent stitching.

1 Claim, 5 Drawing Sheets



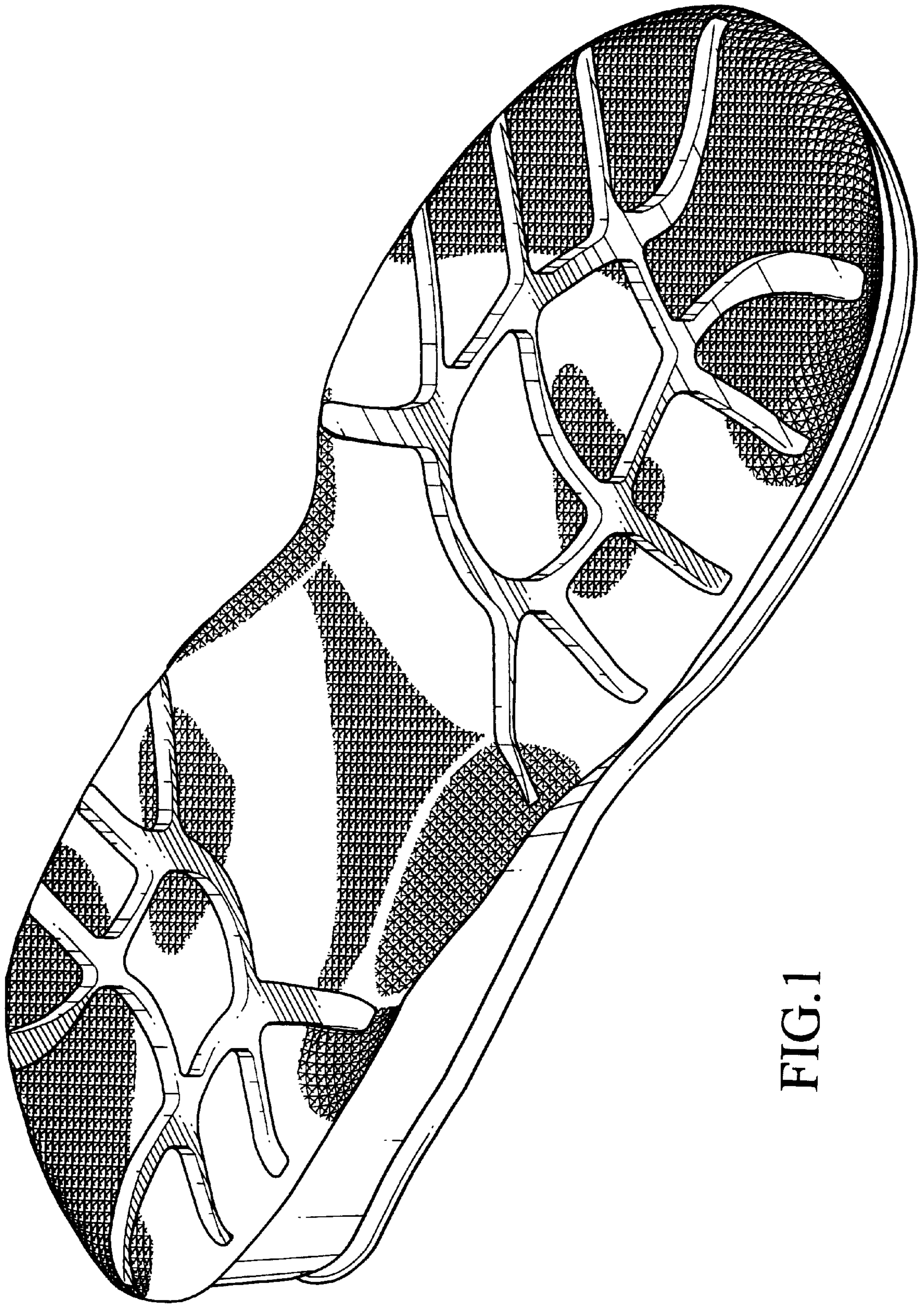


FIG. 1

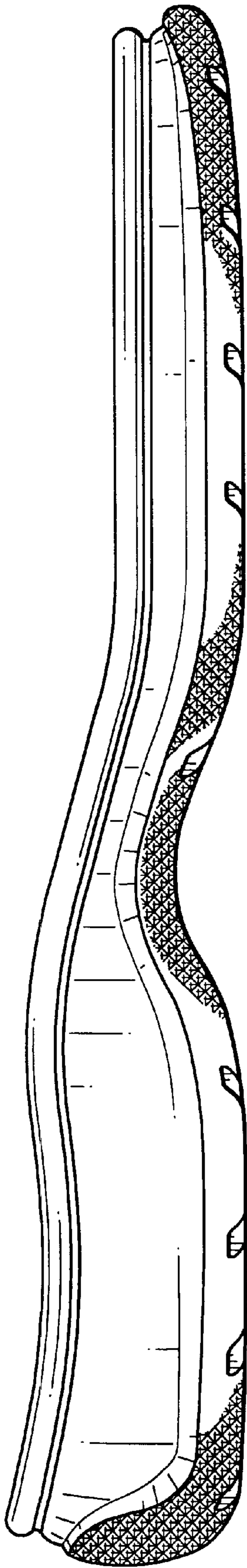


FIG. 2

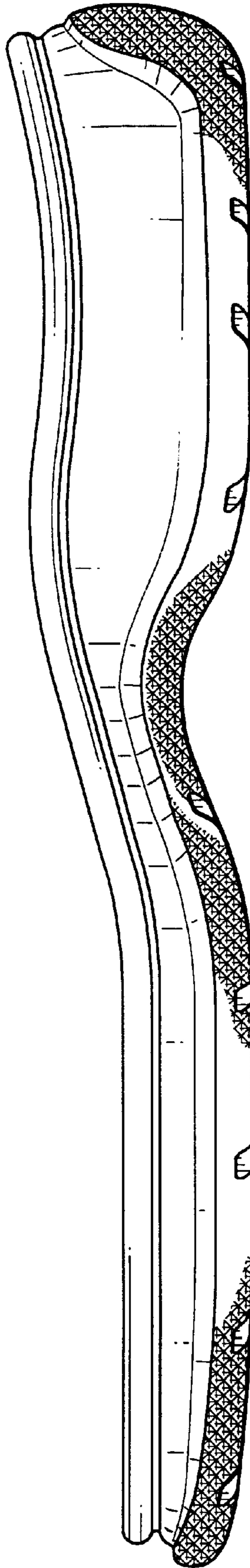


FIG. 3




FIG. 4

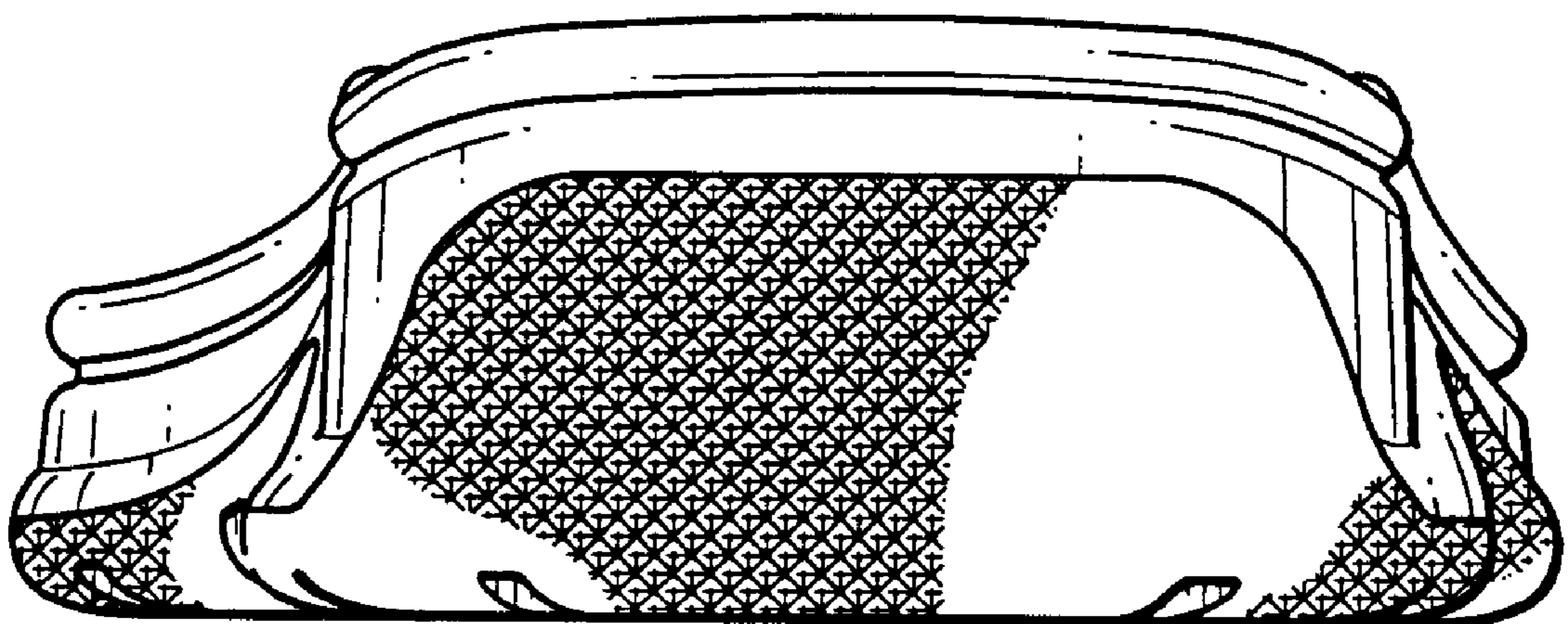


FIG. 5

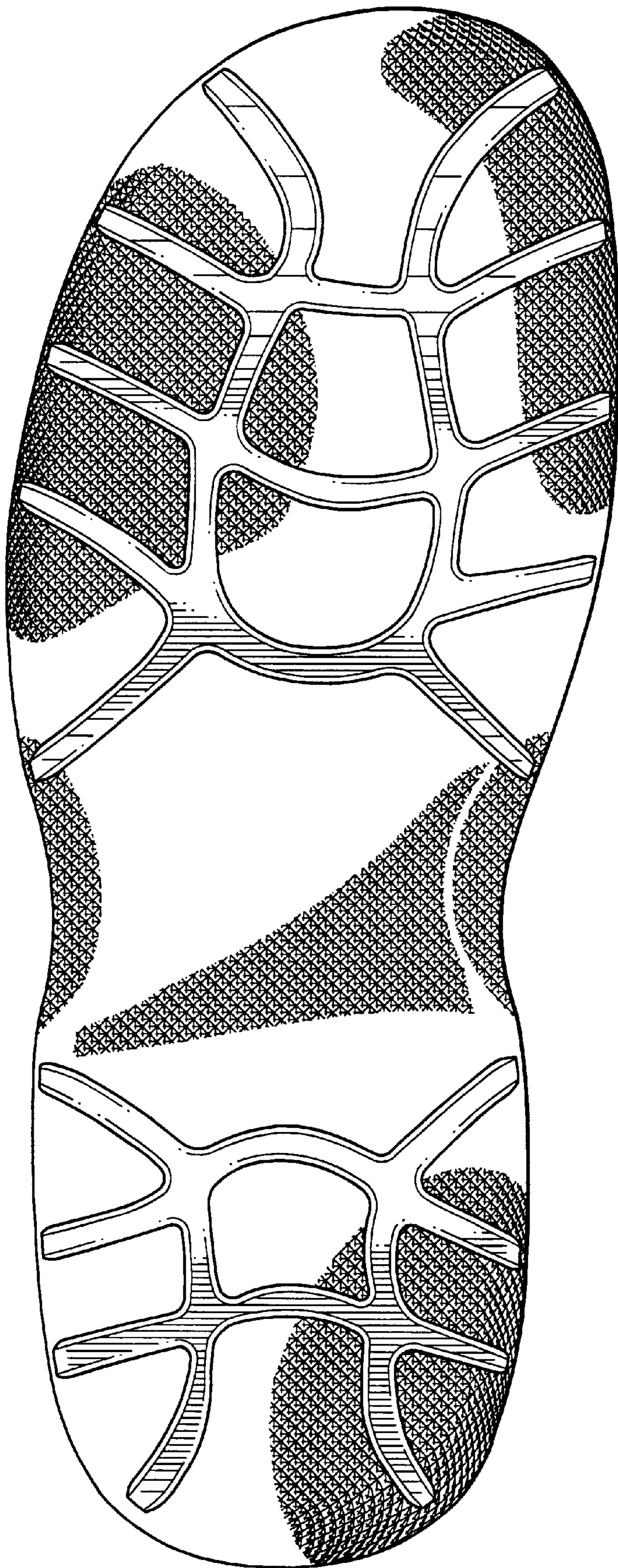


FIG. 6

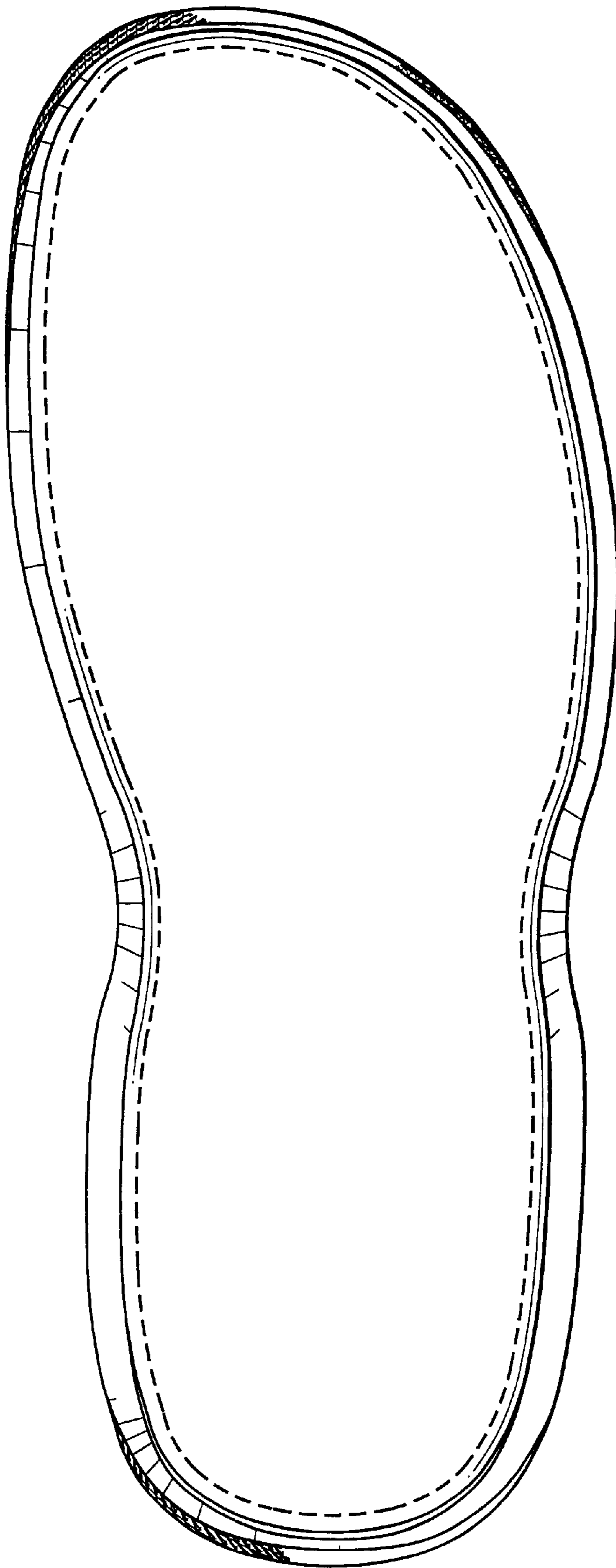


FIG. 7