



US00D459063S

(12) **United States Design Patent**
Nason

(10) **Patent No.:** **US D459,063 S**

(45) **Date of Patent:** **** Jun. 25, 2002**

(54) **SHOE BOTTOM**

(75) Inventor: **Mark Nason**, Hermosa Beach, CA (US)

(73) Assignee: **Skechers U.S.A., Inc. II**, Manhattan Beach, CA (US)

(**) Term: **14 Years**

(21) Appl. No.: **29/141,717**

(22) Filed: **May 9, 2001**

(51) **LOC (7) Cl.** **02-04**

(52) **U.S. Cl.** **D2/953; D2/954**

(58) **Field of Search** D2/946-948, 951-962,
D2/967, 972, 977; 36/25 R, 32 R, 36 R,
3 B, 59 R

(56) **References Cited**

U.S. PATENT DOCUMENTS

D66,952 S	3/1925	Pierce	
D76,541 S	10/1928	Hopwood	
D87,795 S	9/1932	Regan	
D88,763 S	12/1932	Fowler	
D135,347 S	3/1943	Pierson	
3,581,414 A	* 6/1971	Crawford	36/59 R
D242,091 S	11/1976	Tornero et al.	
D266,287 S	9/1982	Blissett et al.	
D281,460 S	11/1985	Parker	
D285,984 S	10/1986	Tong et al.	
D289,943 S	5/1987	Liebscher et al.	
D296,724 S	7/1988	Peterson	
D301,391 S	6/1989	Duclos et al.	
D301,936 S	7/1989	Swett	
D323,422 S	1/1992	Lucarelli	
D325,814 S	5/1992	Benatti et al.	

D330,629 S	11/1992	Bramani	
D331,490 S	12/1992	Bramani	
D334,833 S	4/1993	Blissett	
D342,376 S	12/1993	James	
D352,597 S	11/1994	Cohen	
D356,671 S	3/1995	Blanchini	
D361,881 S	9/1995	Hatfield	
D403,144 S	* 12/1998	Truelsen	D2/953
D425,689 S	* 5/2000	Jannard et al.	D2/956
D440,385 S	* 4/2001	Matis et al.	D2/953
D446,634 S	* 8/2001	Santa	D2/953
D449,428 S	* 10/2001	McClaskie	D2/957

* cited by examiner

Primary Examiner—Celia Murphy

(74) *Attorney, Agent, or Firm*—Marshall A. Lerner, Esq.;
Bradford E. Mattes, Esq.; Kleinberg & Lerner, LLP

(57) **CLAIM**


The ornamental design for a shoe bottom, as shown and described.

DESCRIPTION

FIG. 1 is a bottom perspective view of the shoe bottom showing my new design;
FIG. 2 is a bottom plan view thereof;
FIG. 3 is a left side elevational view thereof;
FIG. 4 is a right side elevational view thereof;
FIG. 5 is a front elevational view thereof; and,
FIG. 6 is a rear elevational view.

The Broken lines showing the shoe upper in the figures are for illustrative purposes only and form no part of the claimed design. The broken lines shown on the periphery, in FIGS. 3-6 are understood to represent stitching.

1 Claim, 5 Drawing Sheets



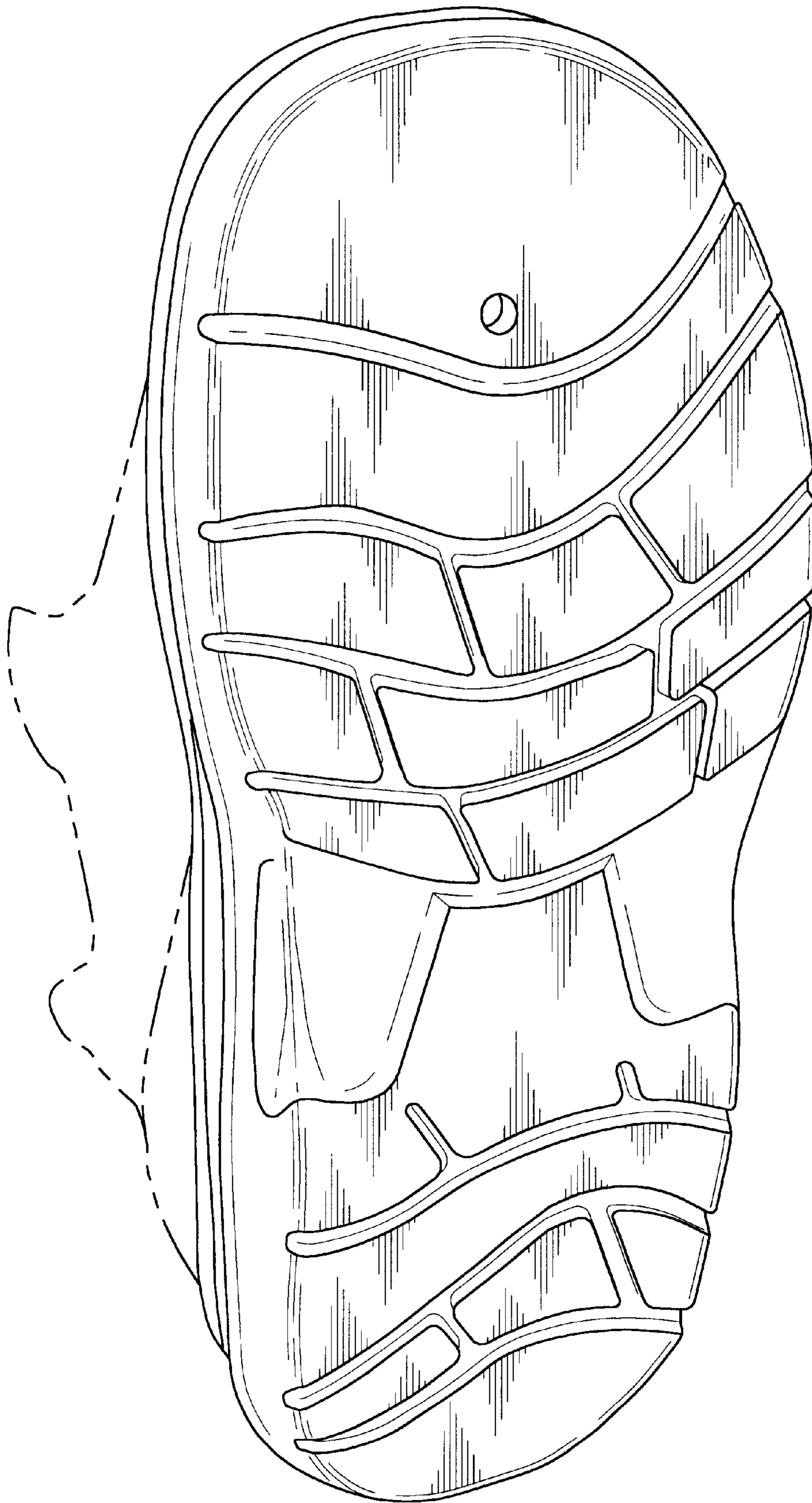


FIG. -- 1

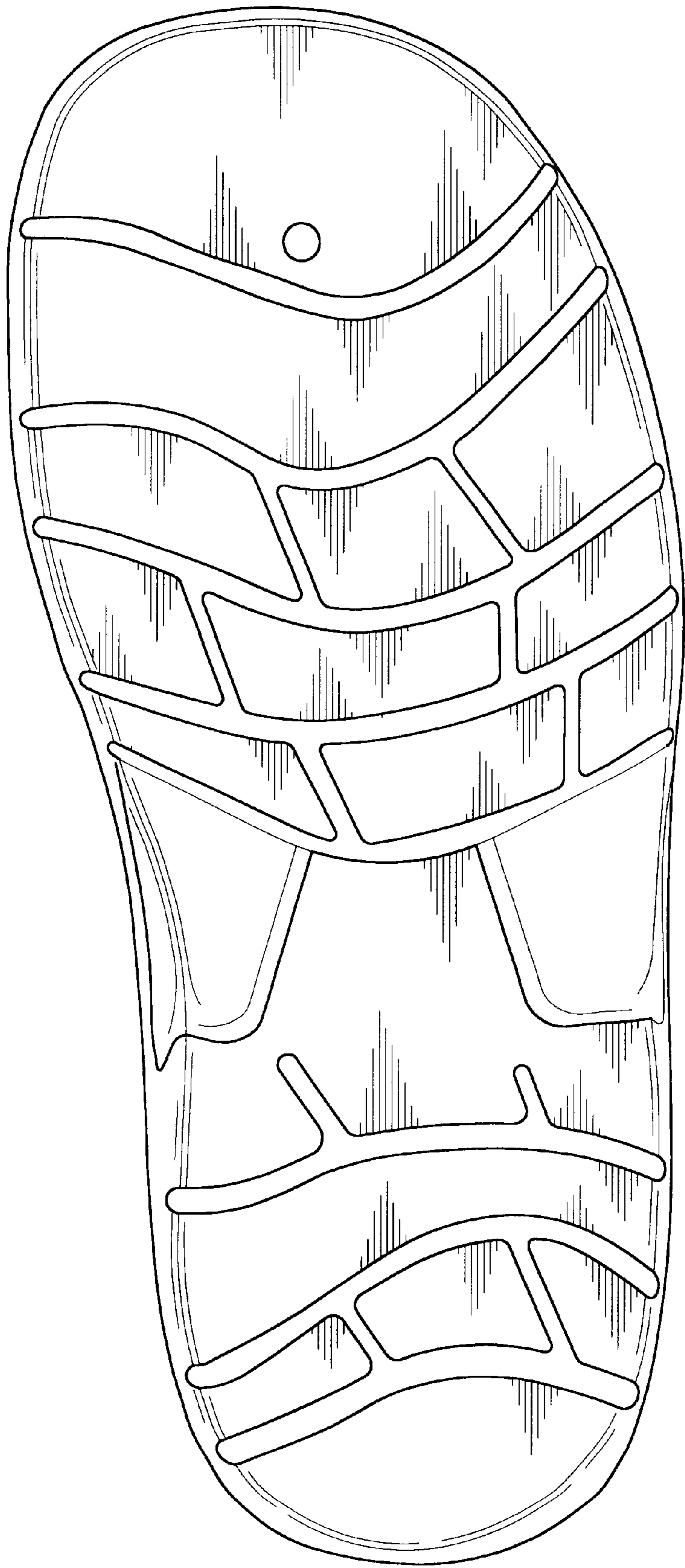


FIG. - 2

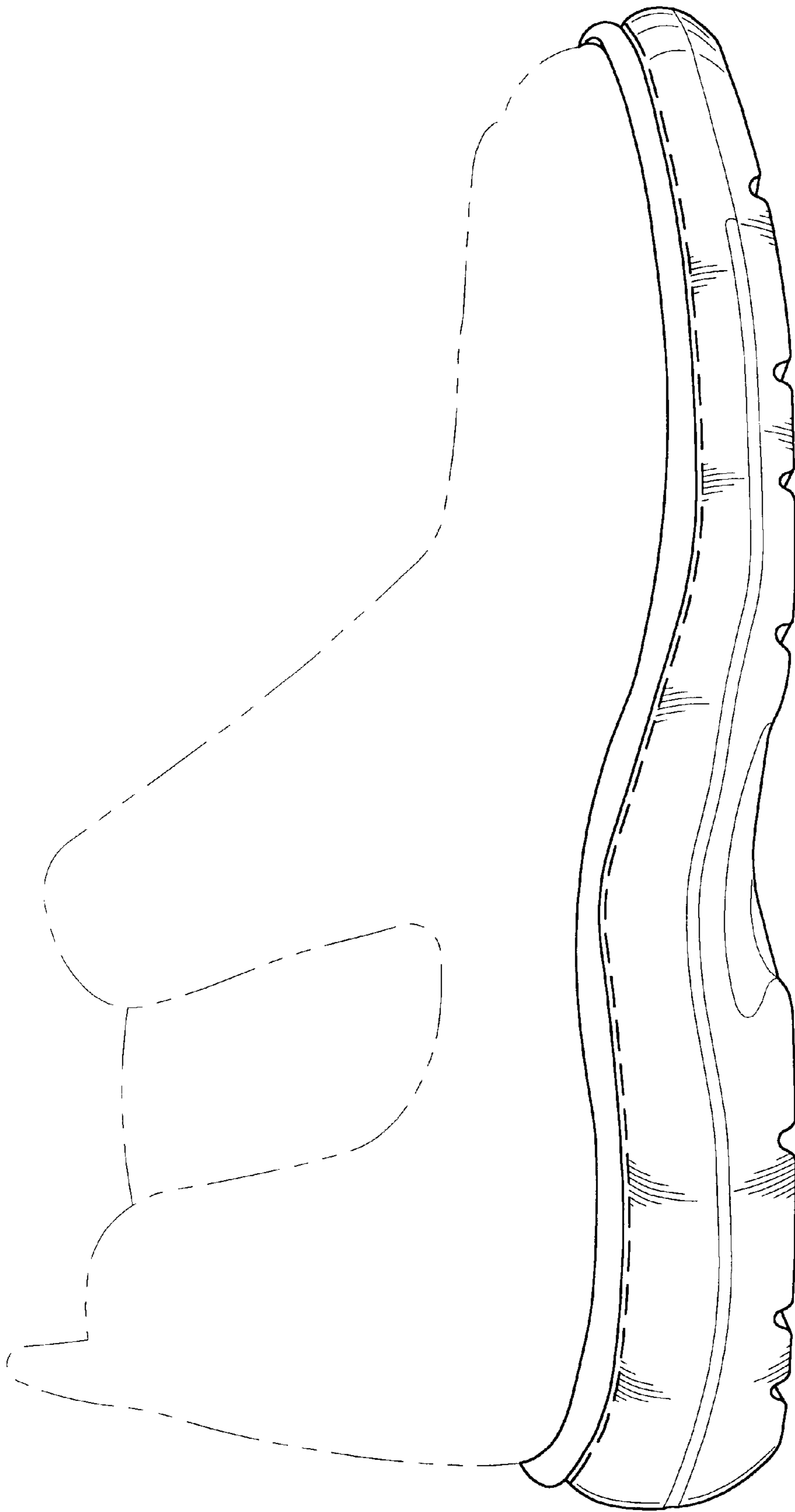


FIG. -3



FIG. -- 4

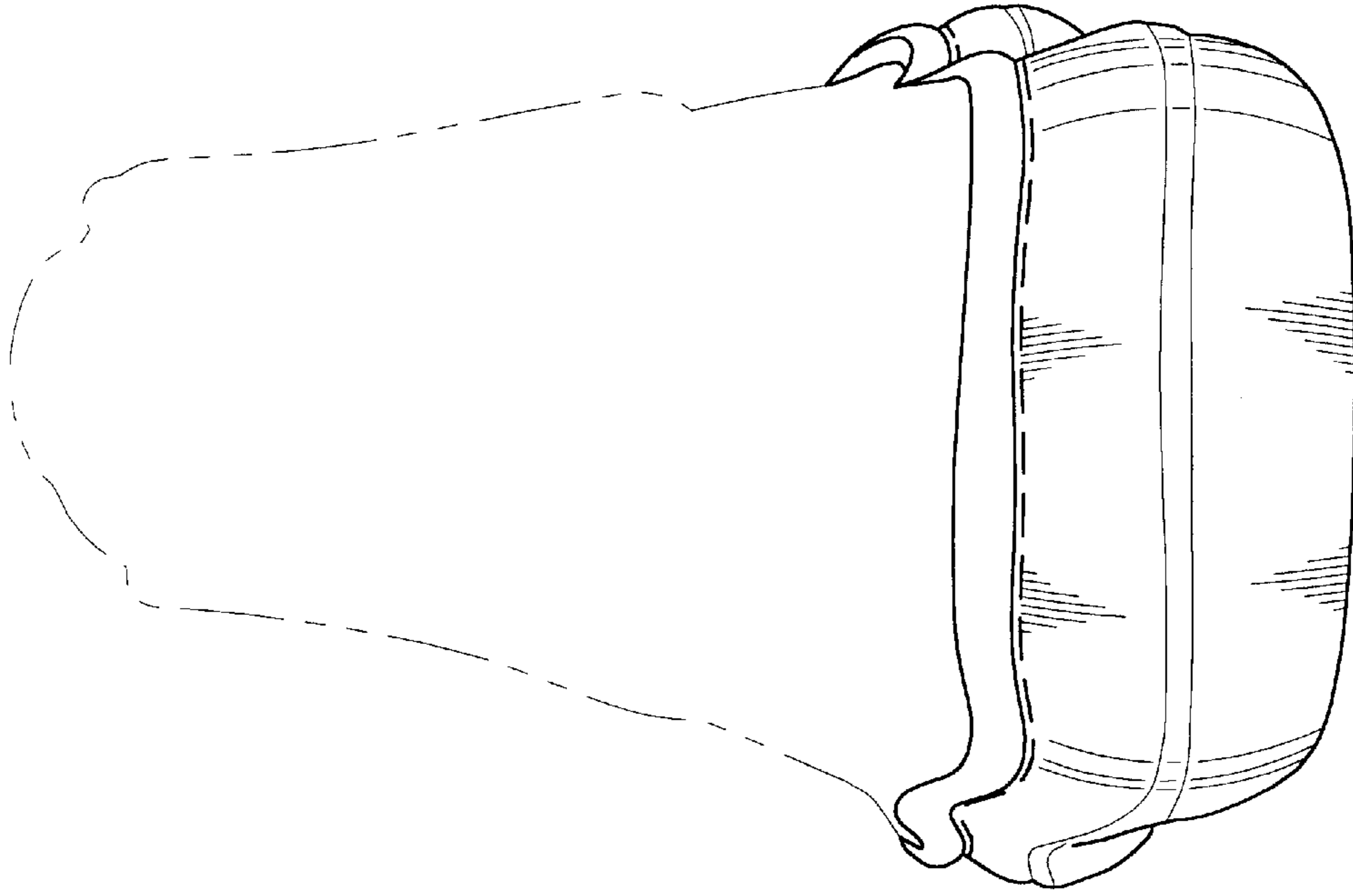


FIG. -6

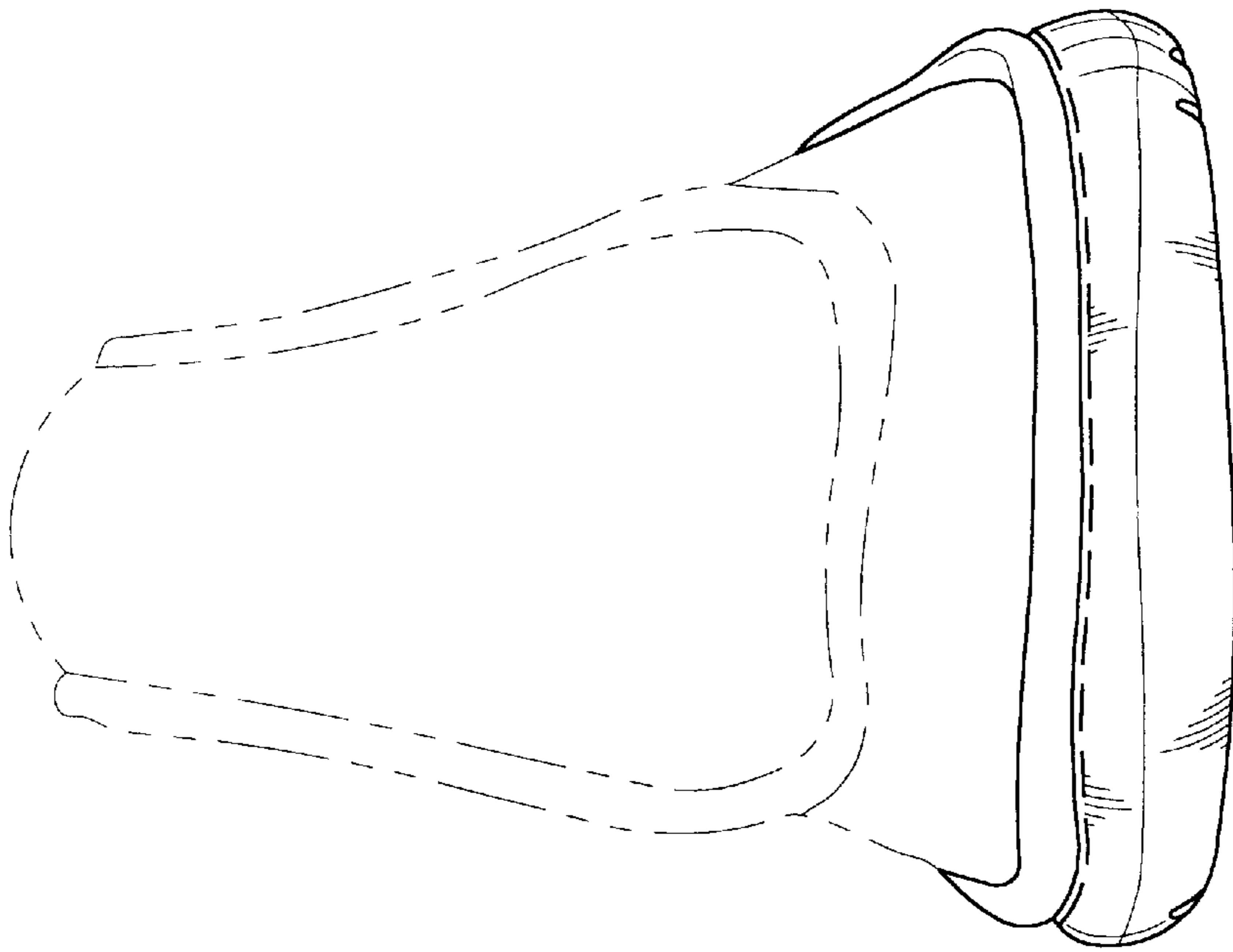


FIG. -5