



US00D459029S

(12) **United States Design Patent**
Ishida

(10) **Patent No.:** **US D459,029 S**
(45) **Date of Patent:** **** Jun. 18, 2002**

(54) **NAIL FILE**

6,302,117 B1 * 10/2001 Tseng 132/76.4

(76) **Inventor:** **Kiyoshi Ishida**, 4-8-13 Higashimikuni,
Yodogawa-ku, Osaka 532-002 (JP)

* cited by examiner

(**) **Term:** **14 Years**

Primary Examiner—Ted Shooman

Assistant Examiner—C Tuttle

(21) **Appl. No.:** **29/144,846**

(74) *Attorney, Agent, or Firm*—Oppenheimer Wolff &
Donnelly LLP

(22) **Filed:** **Jul. 11, 2001**

(57) **CLAIM**

(51) **LOC (7) Cl.** **28-03**

The ornamental design for a nail file, as shown and
described.

(52) **U.S. Cl.** **D28/59**

DESCRIPTION

(58) **Field of Search** D28/57, 58, 21,
D28/30, 31–34, 44, 45, 46, 48, 52; D8/80–94,
98–101, 107, DIG. 7; D32/46–48, 52; 132/73,
73.5, 75.3, 75.4, 75.6, 76.2, 76.4, 76.5

FIG. 1 is a front elevational view of a nail file showing my
new design;

FIG. 2 is a left side elevational view of the nail file of FIG.
1;

(56) **References Cited**

U.S. PATENT DOCUMENTS

2,117,053	A	*	5/1938	Bickley	132/76.4
2,247,567	A	*	7/1941	Wendell	132/75.6
D170,035	S	*	7/1953	Troya	D28/59
D203,793	S	*	2/1966	Leopoldi	D28/59
D320,920	S	*	10/1991	Madsen	D8/91
D416,118	S	*	11/1999	Paden	D32/46
D435,935	S	*	1/2001	Nobile, et al.	D28/48

FIG. 3 is a right side elevational view of the nail file of FIGS.
1 and 2;

FIG. 4 is a top plan view of the nail file of FIGS. 1 to 3;

FIG. 5 is a bottom plan view of the nail file of FIGS. 1 to 4;
and,

FIG. 6 is a cross-sectional view taken along lines 6—6 of
FIG. 1.

1 Claim, 2 Drawing Sheets

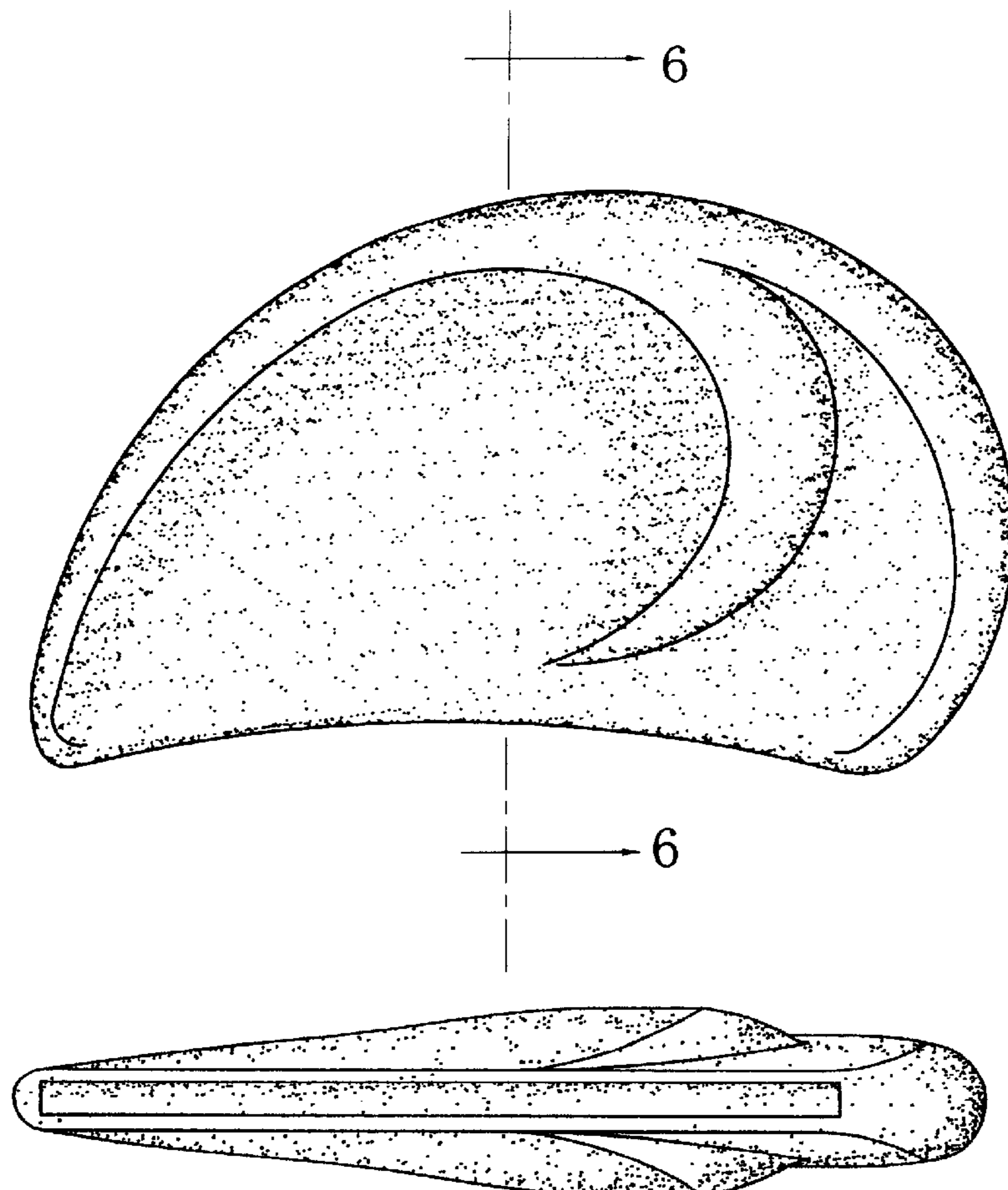


FIG.1

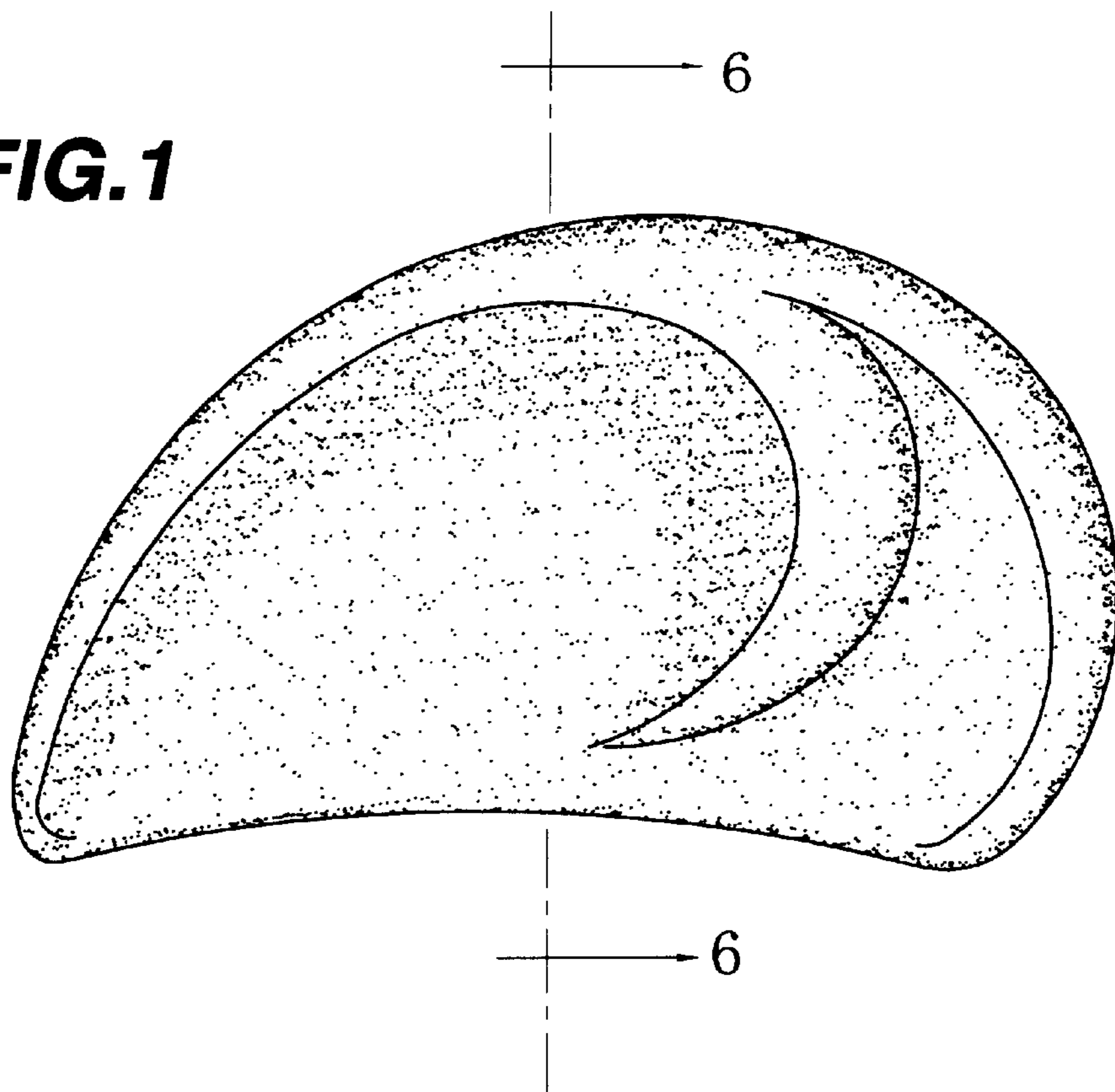


FIG.2

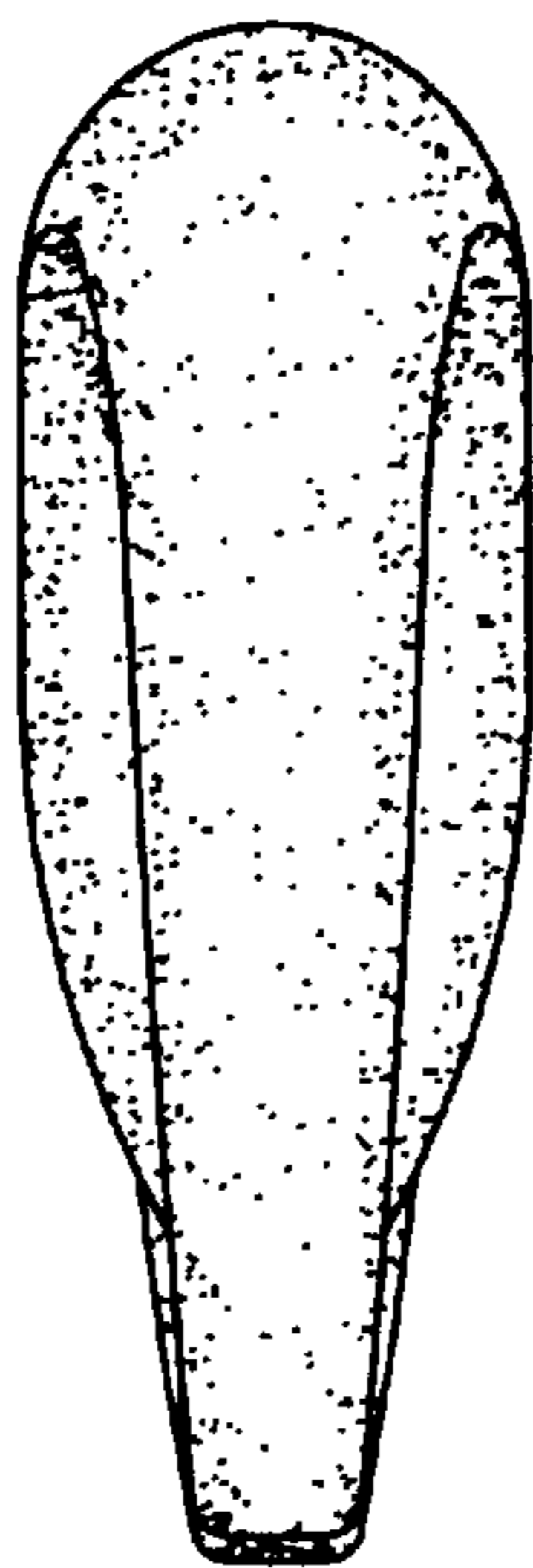


FIG.3




FIG.4

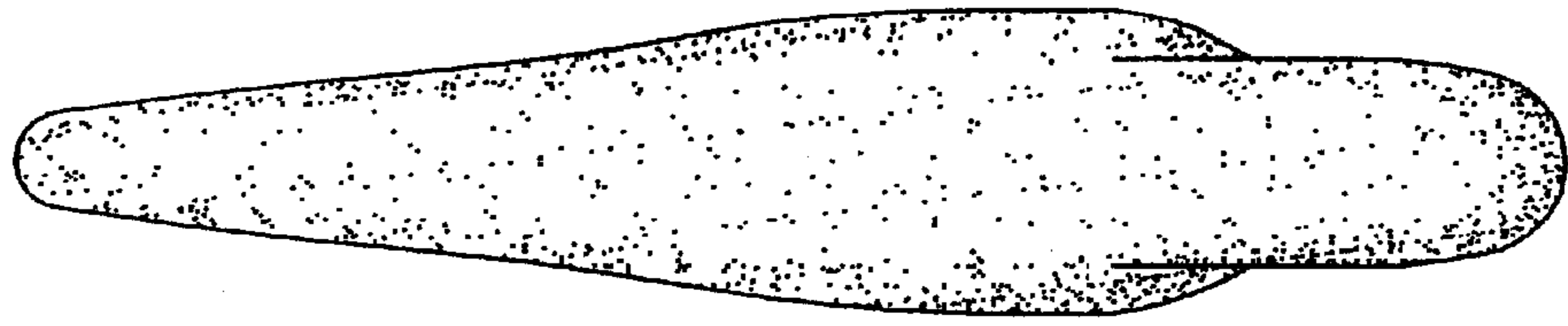


FIG.5

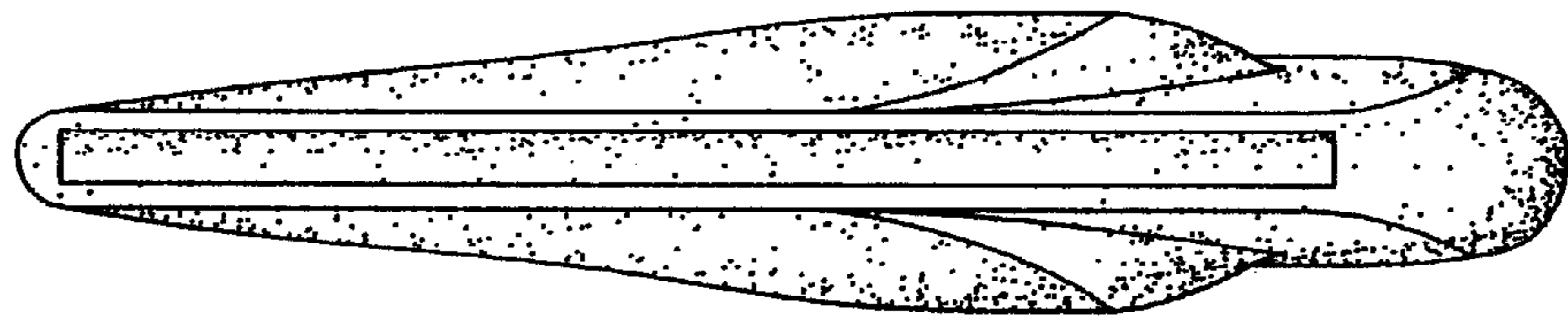


FIG.6

