



US00D459022S

(12) **United States Design Patent**  
**Dolan**

(10) **Patent No.:** **US D459,022 S**  
(45) **Date of Patent:** **\*\* Jun. 18, 2002**

(54) **GLASS SHADE**

(76) Inventor: **Patrick S. Dolan**, 1901 NW. Upshur,  
Portland, OR (US) 97209

(\*\*) Term: **14 Years**

(21) Appl. No.: **29/143,877**

(22) Filed: **Jun. 20, 2001**

(51) **LOC (7) Cl.** ..... **26-99**

(52) **U.S. Cl.** ..... **D26/134**

(58) **Field of Search** ..... D26/118, 125-137;  
362/376, 147, 361, 362, 363, 352, 355,  
356, 367, 806

(56) **References Cited**

**U.S. PATENT DOCUMENTS**

D41,680 S	*	8/1911	Young	.....	D26/134
D45,146 S	*	1/1914	Boote	.....	D26/134
D394,126 S	*	5/1998	Dolan	.....	D26/134
D413,407 S	*	8/1999	Hsu	.....	D26/134
D438,334 S	*	2/2001	Dolan	.....	D26/134

**OTHER PUBLICATIONS**

Kenroy Int'l Jacksonville, FL CAT 1996 p. 99, Model 17021.  
 Thomas Lighting Louisville, KY CAT 2000-2001 p. 149 Model# 8622-1.  
 Quoizel Goosecreek, SC Catalog 1992 PT 1182,3,4 Colors: B,W&K p.#34.  
 Seagull Lighting Riverside, NJ 1996 Catalog Models #7595, 7596, 7597 p.#92.  
 Murray Feiss Bronx, NY Catalog vol. FX-1 1996 Model#FM 112, 113, 114 p. #95.

Quoizel Goosecreek, SC Catalog 1995 Model# ST 182,3,4B p. 37.

Savant Lighting Rancho Cucamonga, CA 1998-5 Catalog Model #2412-6 p. #97.

Minka Lavery Corona, CA Catalog #2000 Model#257 p. 162.

Kichler Lighting Cleveland, OH Catalog 2000 #791 Model#K8082 p. #88.

Lighting By Thomas Louisville, KY 1991 Catalog Model # SL8622-1 p. 98.

Galaxy Lighting Collection/King Jay Leng Indust. Taiwan, R.O.C. Catalog 1984 Model#6011 p. #6.

Quorum Lighting Fort Worth, TX Catalog #9403 Model #1124-6 p. #48 1994.

Quorum Lighting Fort Worth, TX Catalog #9403 Model #3072-13-2 p. 134 1994.

\* cited by examiner

*Primary Examiner*—Jennifer Rivard


(57) **CLAIM**


The ornamental design for a glass shade, as shown and described.

**DESCRIPTION**

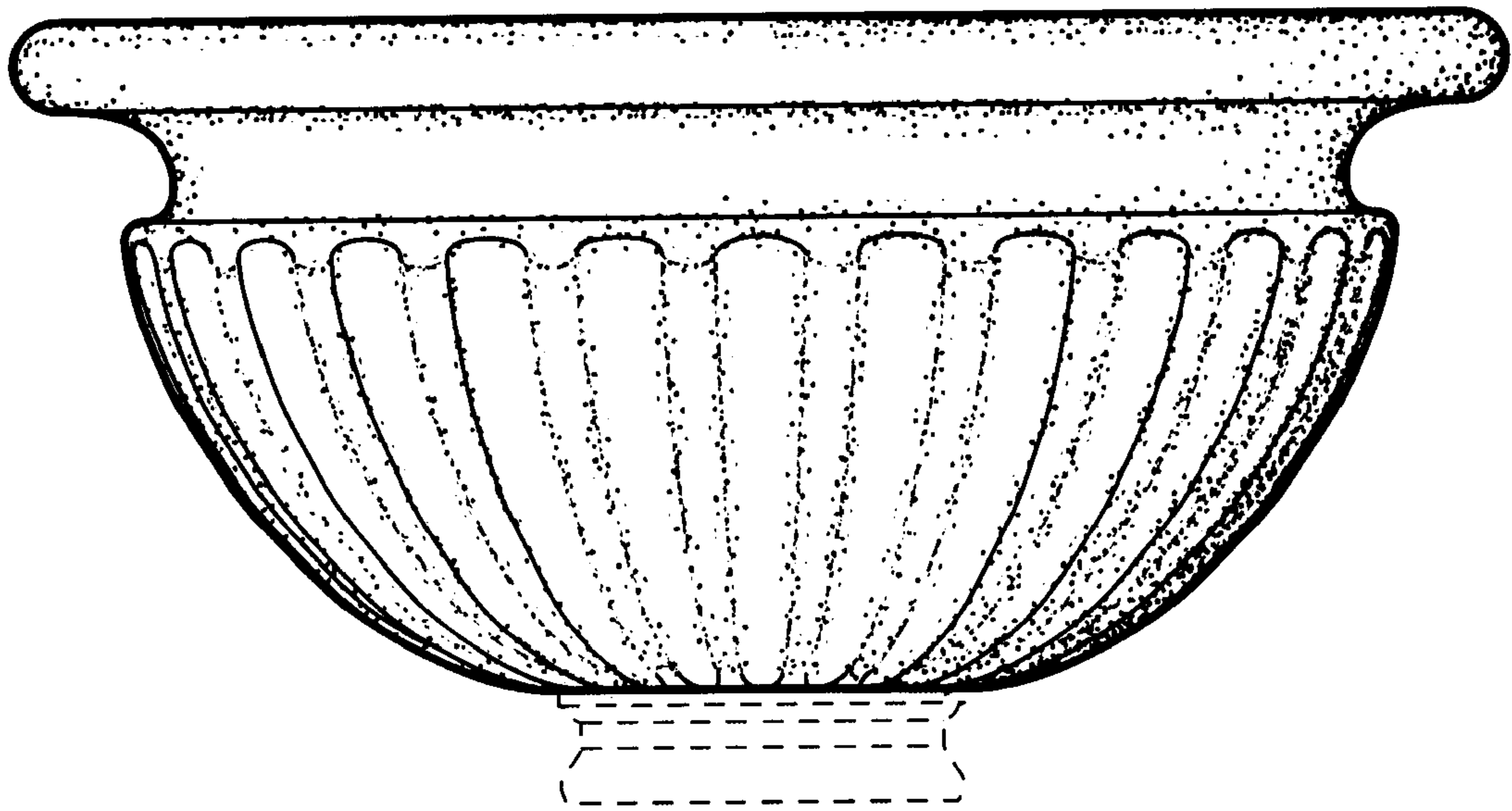
FIG. 1 is a perspective view thereof;  
 FIG. 2 is a front elevational view thereof;  
 FIG. 3 is a top view thereof; and,  
 FIG. 4 is a bottom plan view thereof.  
 The broken lines shown in the drawing are environmental only and form no part of the claimed design.

**1 Claim, 4 Drawing Sheets**

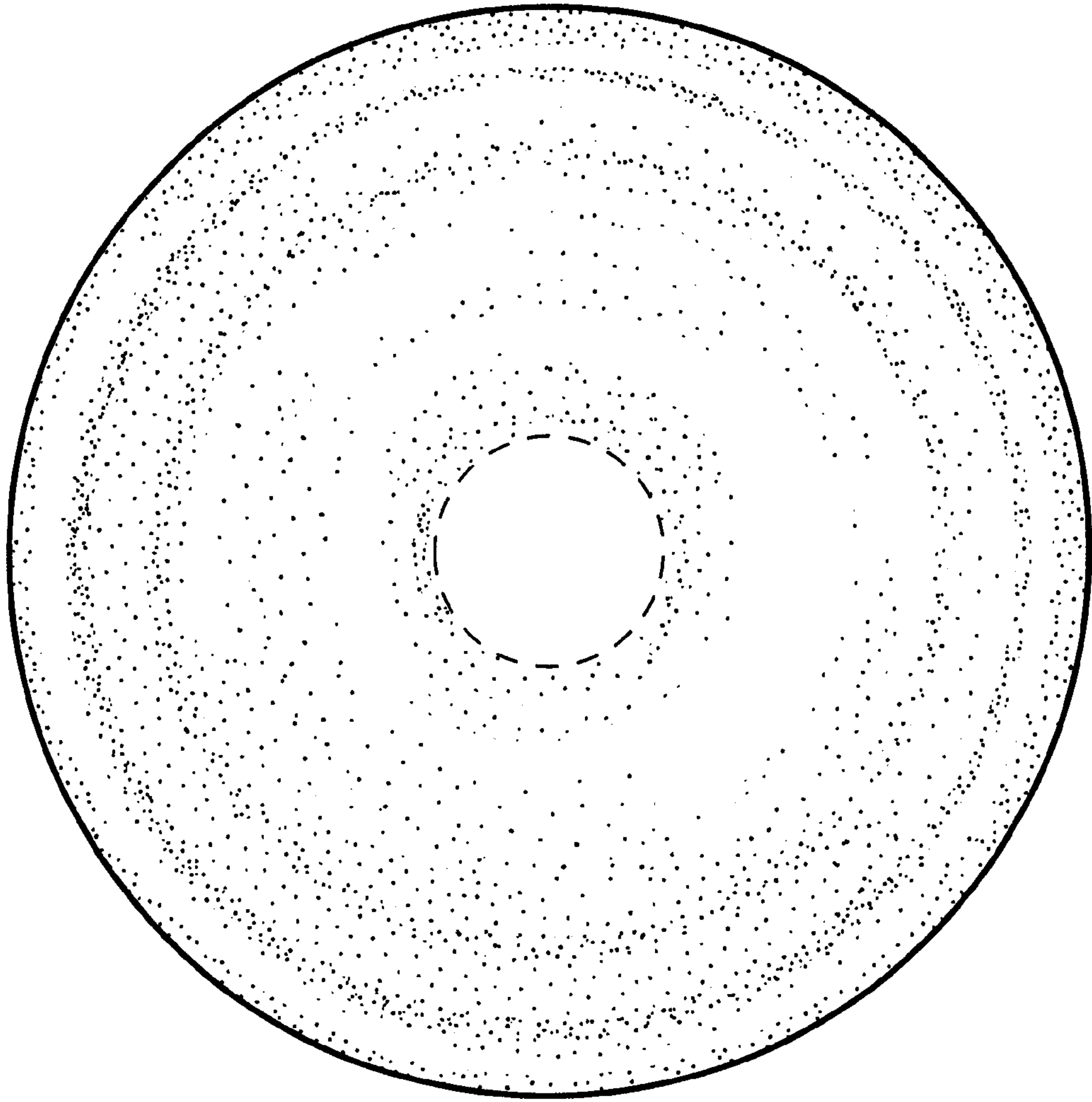




**FIG. 1**

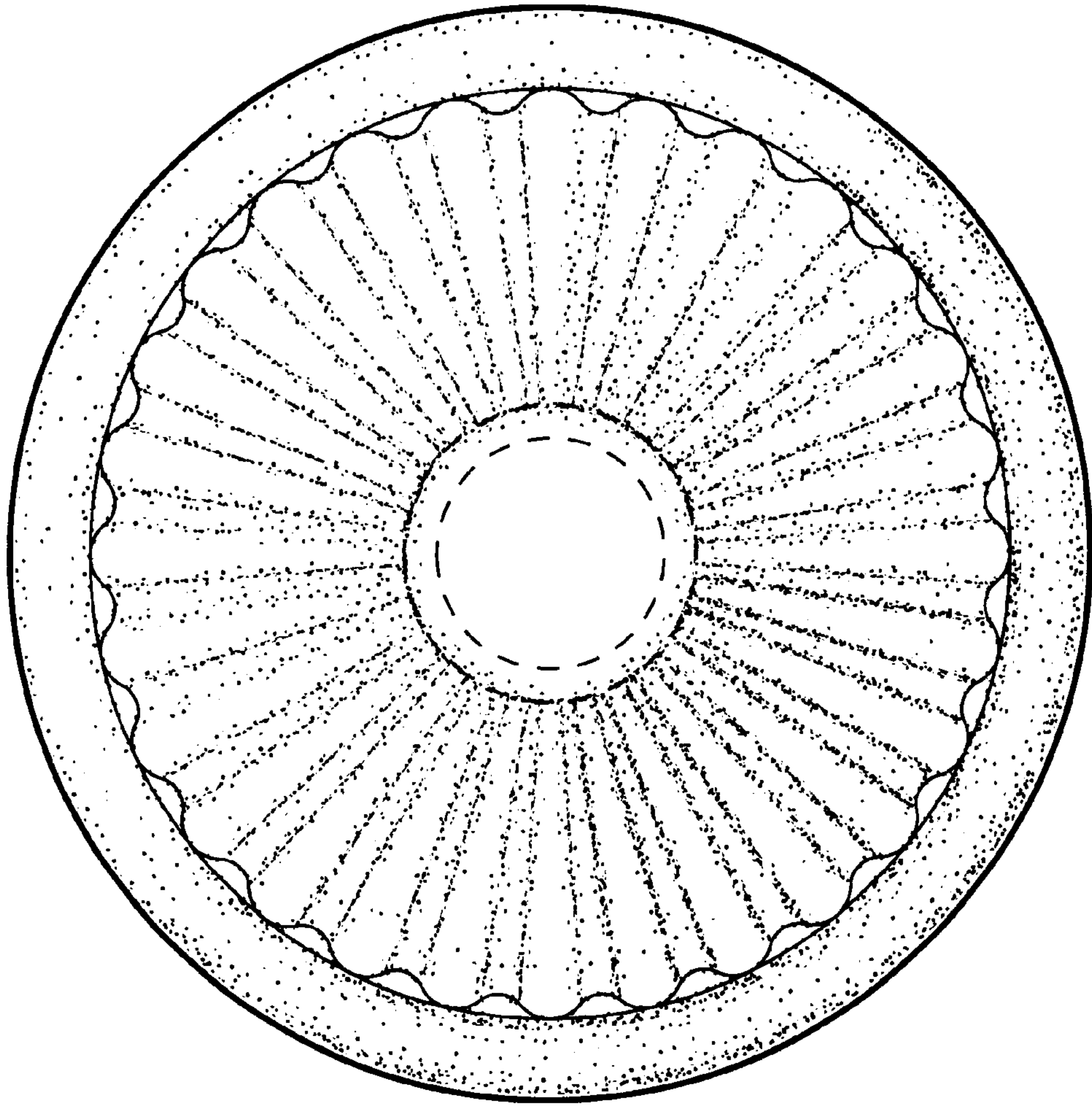


**FIG. 2**



**FIG. 3**





**FIG. 4**