



US00D459015S

(12) **United States Design Patent**
Dolan

(10) **Patent No.:** **US D459,015 S**
(45) **Date of Patent:** **** Jun. 18, 2002**

(54) **CHANDELIER**

(76) Inventor: **Patrick S. Dolan**, 1901 NW. Upshur,
Portland, OR (US) 97209

(**) Term: **14 Years**

(21) Appl. No.: **29/143,882**

(22) Filed: **Jun. 20, 2001**

(51) **LOC (7) Cl.** **26-03**

(52) **U.S. Cl.** **D26/86; D26/81**

(58) **Field of Search** **D26/72, 80-92,**
D26/142-144, 152, 155; 362/147, 404-408,
432

Belair Lighting, Arleta, CA, Catalog 2000 Model # 11197 p. 71.

Minka Lavery, Corona, CA, Catalog 2000 Model 791-67 p. #21.

Designers Fountain, Rancho Dominguez, CA, Cat 109, 1998 p. 9, Model 8256.

Classic Lighting, Palm Coast, FL, Cat 4097, 1997, p. 116 Model 2555G.

Quorum Int'l, Fortworth, TX, Catalog #9403, Model # 6951-6-19 p. #72 1994.

Kichler Lighting, Cleveland, OH, Catalog #793 Model # K-2334 p. #6 1993.

Seagull Lighting, Riverside, NJ, Catalog 1999 Model # 3157-85 p. 5.

* cited by examiner

(56) **References Cited**

U.S. PATENT DOCUMENTS

D366,714 S * 1/1996 Porter D26/81

OTHER PUBLICATIONS

Framburg Catalog 2000, Dec. 1999; p. 32; item # 8475.*
Kalco, Las Vegas, NV. Cat No. X00-1, 2000 p. 29 Model 3225.

Framburg, Bellwood, IL, Cat. A98 1998 p. 103.

Thomas Lighting, Louisville, KY, Cat 2000-2001 p. 83 Model M2268-88.

Kalco Lighting, Inc., Las Vegas, NV, Catalog #X97 Model #3730-C3 p. 26 1997.

Murray Feiss, Bronx, NY, Catalog vol. FX-1 yr. 1996 Model #F151-6BK p. #62.

Murray Feiss, Bronx, NY, Catalog #vol. FX1-6 1998, Model # 1602-6PB p. 24.

Primary Examiner—Alan P. Douglas

Assistant Examiner—Clare E. Heflin

(57) **CLAIM**

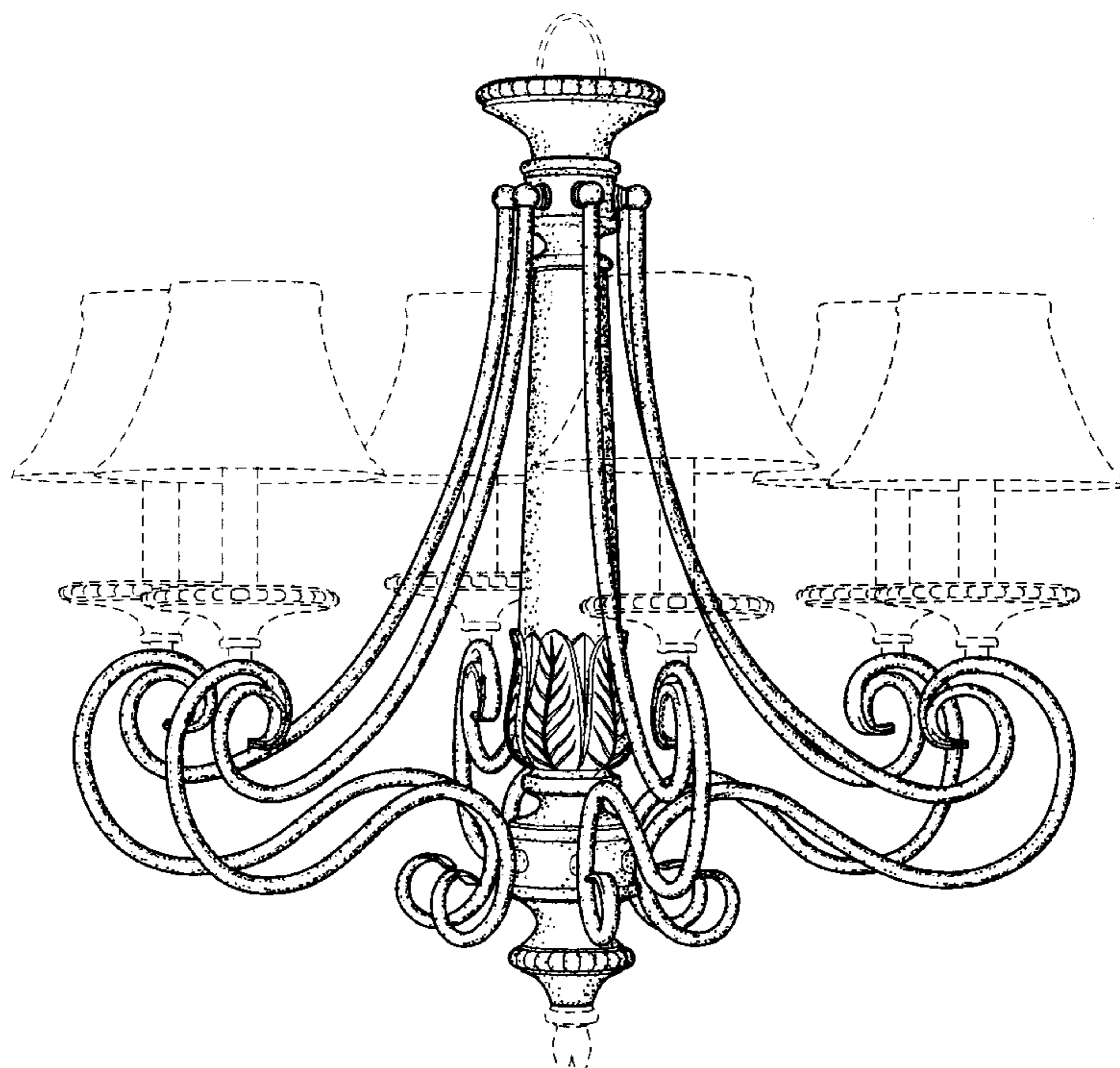
The ornamental design for a chandelier, as shown and described.

DESCRIPTION

FIG. 1 is a perspective view thereof;
FIG. 2 is a front elevational view thereof;
FIG. 3. is a right side view, the left side view being identical;
FIG. 4 is a top plan view thereof; and,
FIG. 5 is a bottom plan view.

The broken lines shown in the drawing are environmental only and form no part of the claimed design.

1 Claim, 5 Drawing Sheets



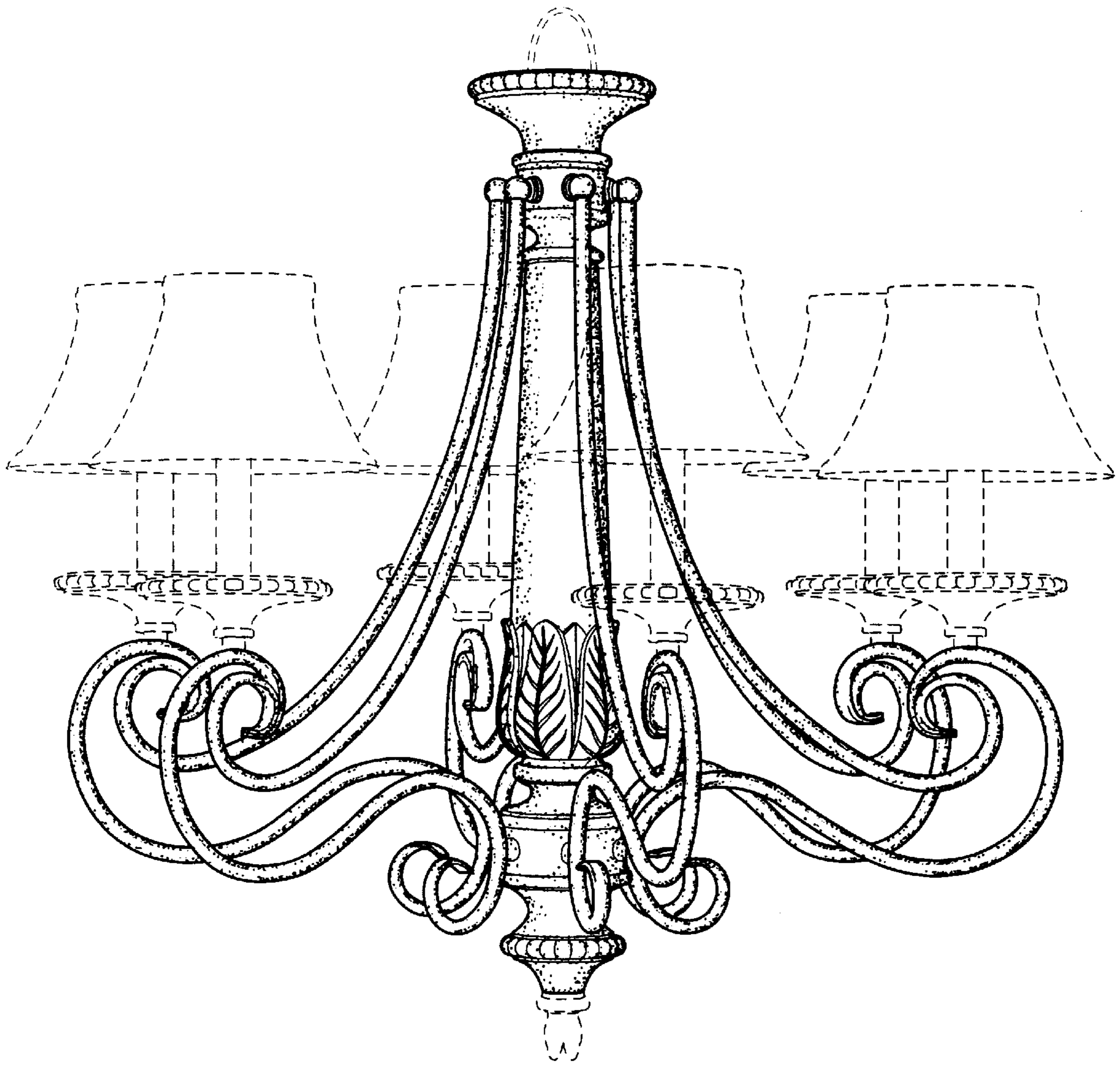


FIG. 1




FIG. 2




FIG. 3

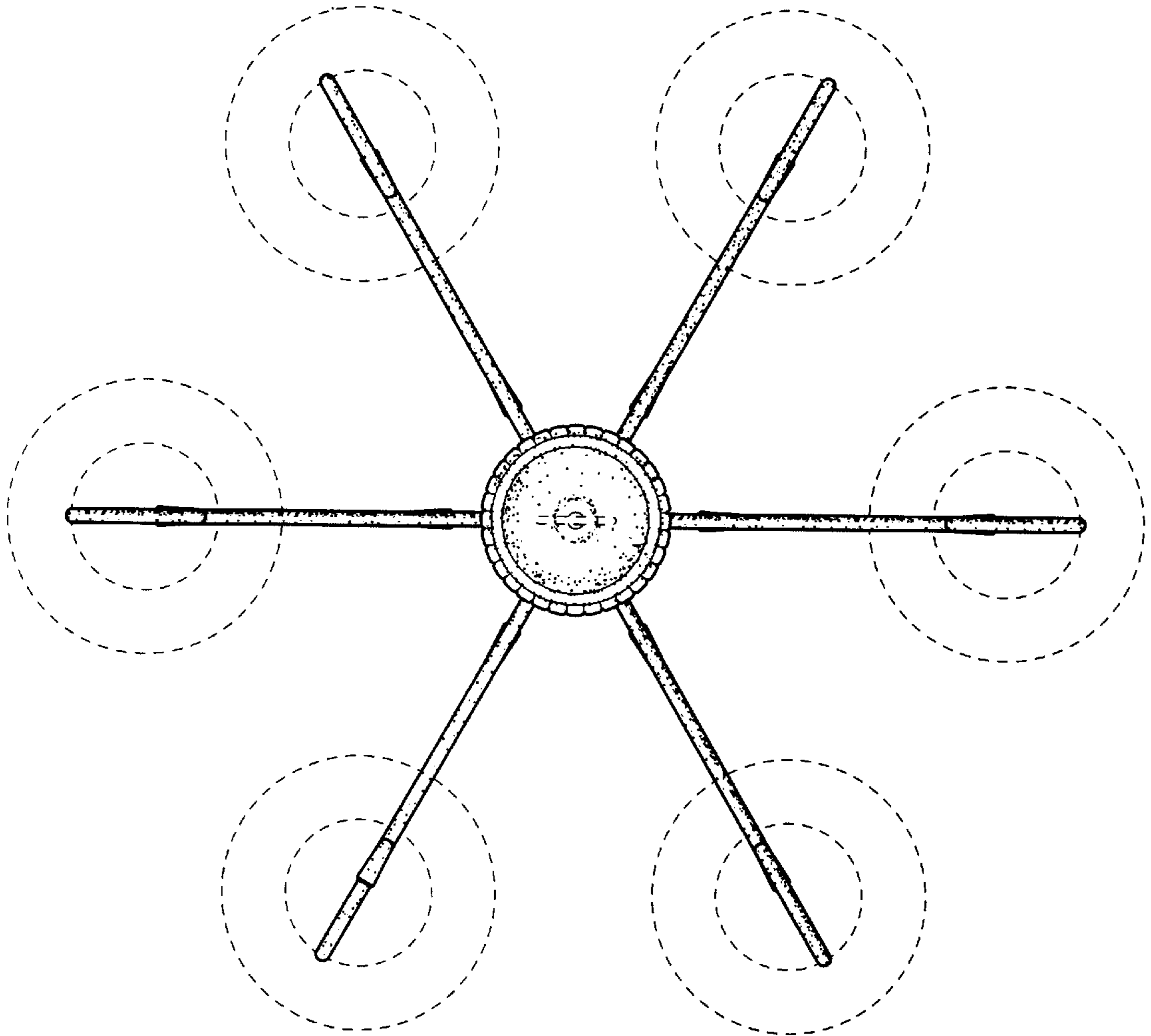


FIG. 4

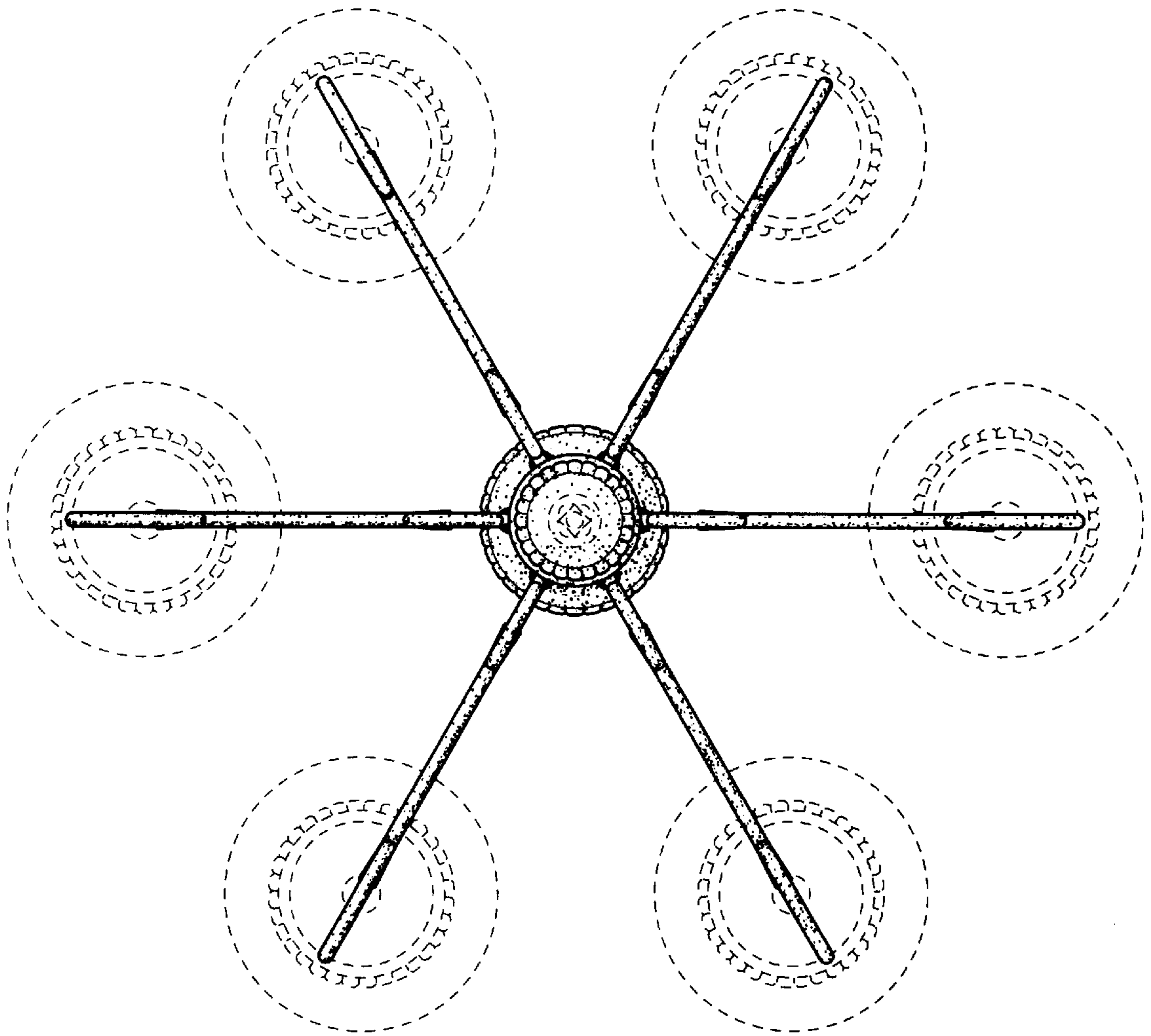


FIG. 5