



US00D459012S

(12) **United States Design Patent**
Shemitz et al.

(10) **Patent No.:** **US D459,012 S**
(45) **Date of Patent:** **** Jun. 18, 2002**

(54) **SINGLE-UNIT ASYMMETRIC DISTRIBUTION LUMINAIRE**

(75) Inventors: **Sylvan R. Shemitz**, Woodbridge; **Paul R. Ford**, Orange, both of CT (US)

(73) Assignee: **Sylvan R. Shemitz Designs, Inc.**, West Haven, CT (US)

(**) Term: **14 Years**

(21) Appl. No.: **29/123,007**

(22) Filed: **May 8, 2000**

(51) **LOC (7) Cl.** **26-03**

(52) **U.S. Cl.** **D26/76**

(58) **Field of Search** D26/75, 76, 77, D26/78; 362/217, 218, 219, 220, 222

(56) **References Cited**

U.S. PATENT DOCUMENTS

2,874,271	A	*	2/1959	Lipscomb	D26/75	X
D363,805	S	*	10/1995	Cole, Jr.	D26/76	
D415,304	S	*	10/1999	Brown	D26/87	

* cited by examiner

Primary Examiner—Alan P. Douglas

Assistant Examiner—Clare E. Heflin

(74) *Attorney, Agent, or Firm*—Fish & Neave; Garry J. Tuma

(57) **CLAIM**

The ornamental design for a single-unit asymmetric distribution luminaire, as shown and described.

DESCRIPTION

FIG. 1 is a front, right, top, perspective view of a single-unit asymmetric distribution luminaire, showing our new design;

FIG. 2 is a top plan view thereof;

FIG. 3 is a bottom plan view thereof;



FIG. 4 is a right side elevational view thereof, the left side being a mirror image;

FIG. 5 is a front elevational view thereof; and,

FIG. 6 is a rear elevational view thereof.

The subject matter shown in broken line represents an unclaimed fluorescent lamp which is shown for illustrative purposes and forms no part of the claimed design.

1 Claim, 3 Drawing Sheets






FIG. 1

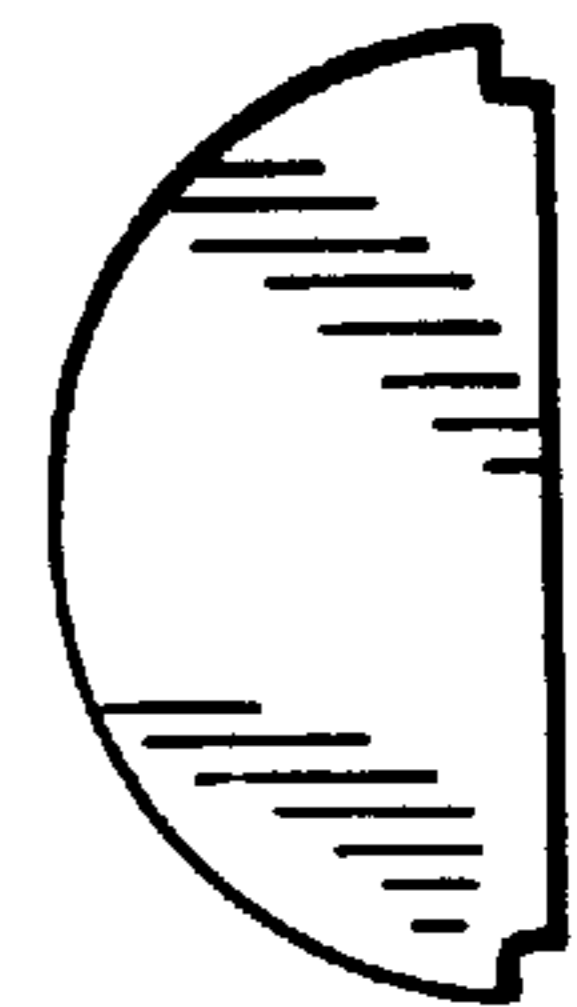


FIG. 4

FIG. 2

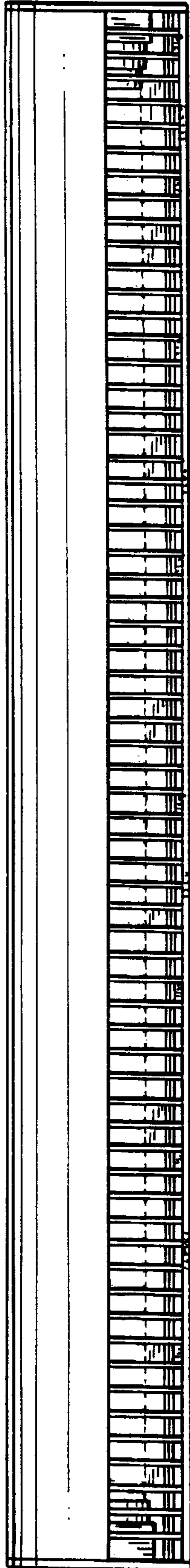


FIG. 3




FIG. 5




FIG. 6

