



US00D459009S

(12) **United States Design Patent**
Chang et al.

(10) **Patent No.:** **US D459,009 S**

(45) **Date of Patent:** **** Jun. 18, 2002**

(54) **STRING LAMP**

D439,992 S * 4/2001 Wong D26/25

(76) Inventors: **Chu-Cheng Chang; Zheng-Xian Chang; Zheng-Dao Chang**, all of No. 12, Lane 96, Nan Chung Street, Hsinchu City (TW)

* cited by examiner

Primary Examiner—Cynthia E. Ramirez
(74) *Attorney, Agent, or Firm*—Rosenberg, Klein & Lee

(**) Term: **14 Years**

(57) **CLAIM**

The ornamental design for string lamp, as shown and described.

(21) Appl. No.: **29/134,873**

(22) Filed: **Jan. 3, 2001**

DESCRIPTION

(51) **LOC (7) Cl.** **26-04**

(52) **U.S. Cl.** **D26/25; D11/117**

(58) **Field of Search** D26/25, 26; D11/117, D11/121, 119; 362/236, 240, 244, 246, 249, 250, 252, 806, 807, 808

FIG. 1 is a perspective view of string lamp showing my present design thereof;

FIG. 1a is an enlarged view of portion of FIG. 1;

FIG. 2 is a front view thereof;

FIG. 2a is an enlarged view of portion of FIG. 2;

FIG. 3 is a rear view thereof;

FIG. 3a is an enlarged view of portion of FIG. 3;

FIG. 4 is a left plan view thereof;

FIG. 4a is an enlarged view of FIG. 4;

FIG. 5 is a right plan view thereof;

FIG. 5a is an enlarged view of FIG. 5;

FIG. 6 is a top view thereof;

FIG. 6a is an enlarged view of portion of FIG. 6;

FIG. 7 is a bottom view; and,


FIG. 7a is an enlarged view of portion of FIG. 7.

(56) **References Cited**

U.S. PATENT DOCUMENTS

D360,701 S	*	7/1995	Glasstetter	D26/25
D383,226 S	*	9/1997	Odierna	D26/25
D386,445 S	*	11/1997	Odierna	D26/25
D398,408 S	*	9/1998	Lin	D26/25
5,860,731 A	*	1/1999	Martinez	362/252
D406,667 S	*	3/1999	Byers	D26/25
6,050,701 A	*	4/2000	Stone	362/249
D429,351 S	*	8/2000	Grether	D26/25
D439,991 S	*	4/2001	Wong	D26/25

1 Claim, 10 Drawing Sheets



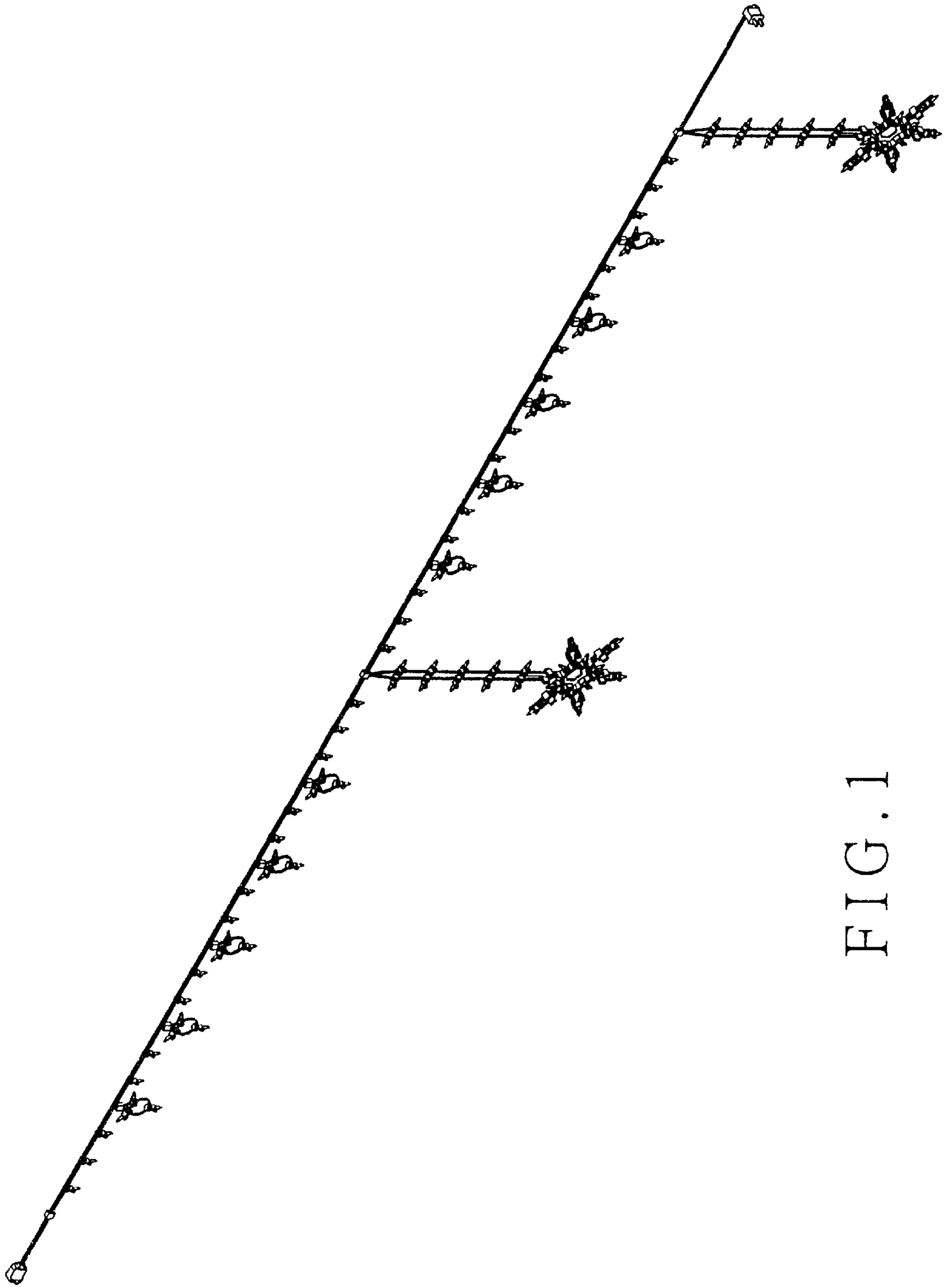


FIG. 1

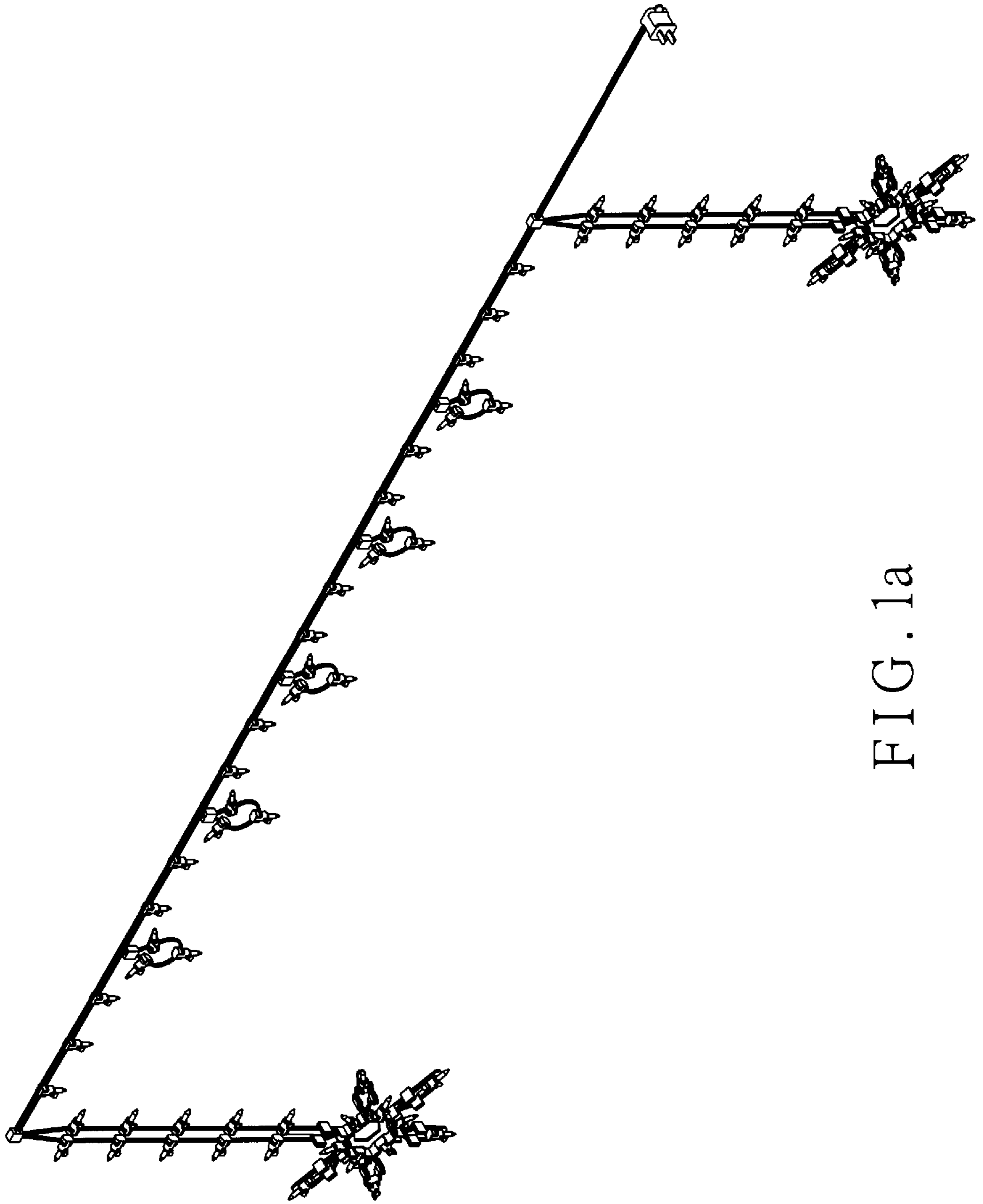


FIG. 1a

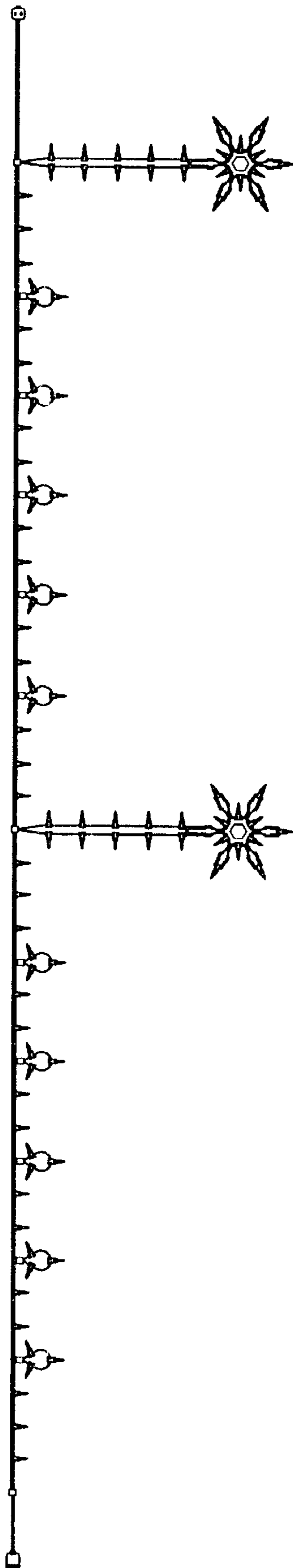


FIG. 2

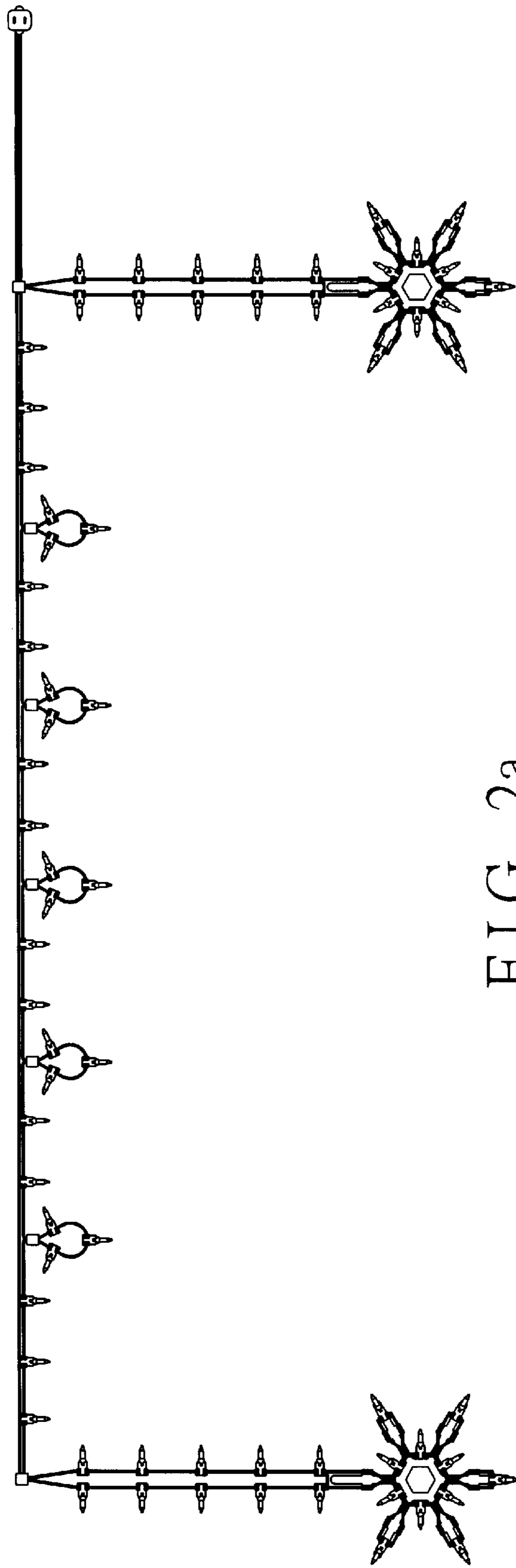


FIG. 2a

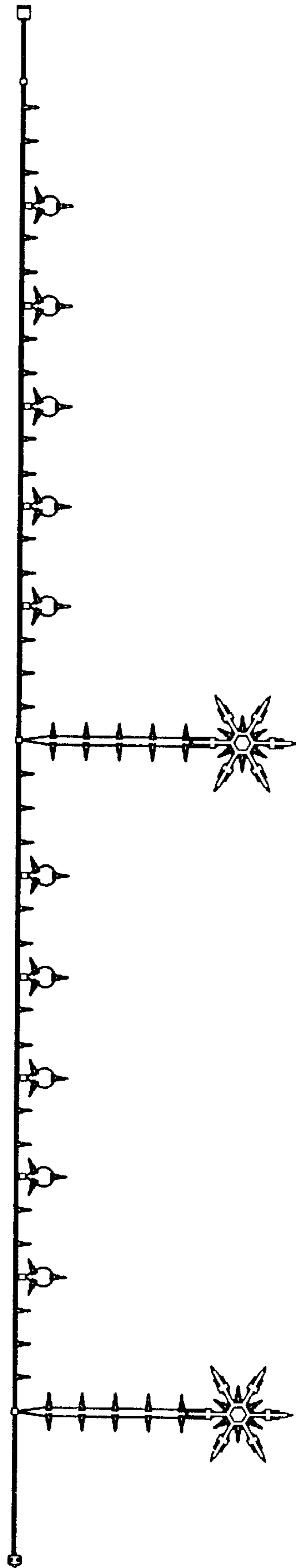


FIG. 3

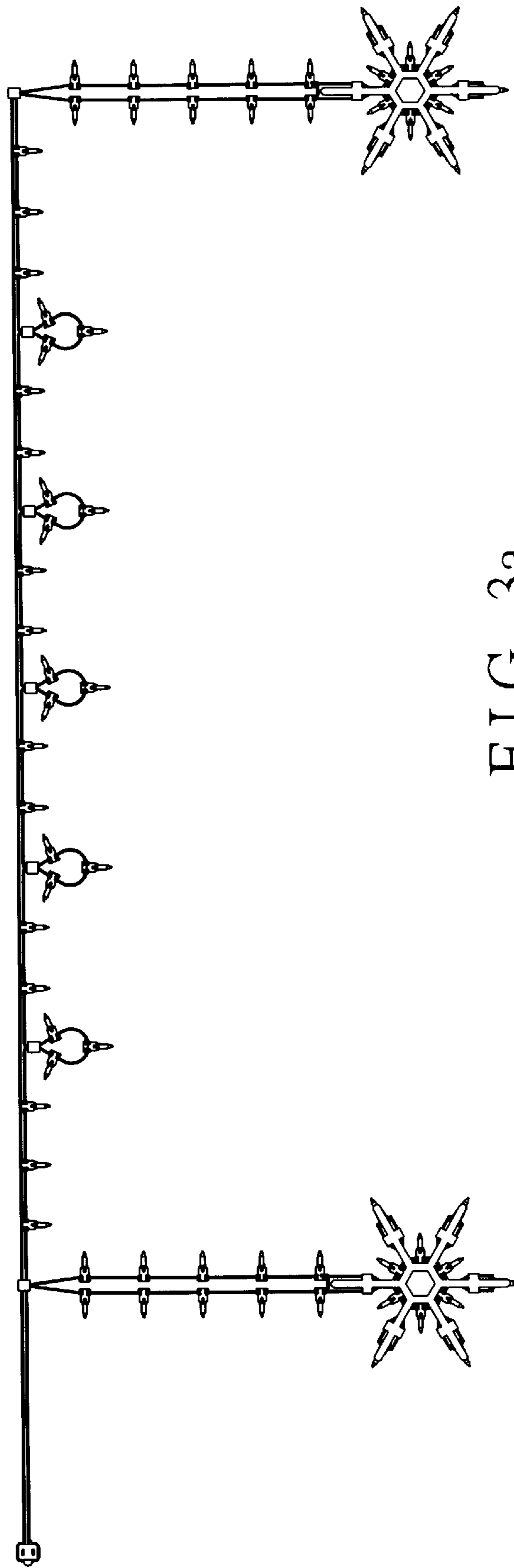


FIG. 3a



FIG. 4

FIG. 5




FIG. 4a

FIG. 5a



FIG. 6



FIG. 7



FIG. 6a



FIG. 7a