



US00D459006S

(12) **United States Design Patent**  
**Staten et al.**

(10) **Patent No.: US D459,006 S**  
(45) **Date of Patent: \*\* Jun. 18, 2002**

(54) **CURVED DECORATIVE PICKET EDGE  
LANDSCAPE STONE**

(76) Inventors: **Bobby L. Staten**, 16415 Ashbourne Dr.,  
Dallas, TX (US) 75248; **Bret H.  
Scullion**, 107 Yale Ct., South Lake, TX  
(US) 76092; **Tommy Davis**, 1902  
Clydesdale Ct., Rowlett, TX (US)  
75088

(\*\*) Term: **14 Years**

(21) Appl. No.: **29/130,107**

(22) Filed: **Sep. 22, 2000**

(51) **LOC (7) Cl. .... 25-01**

(52) **U.S. Cl. .... D25/113**

(58) **Field of Search** ..... D25/102, 113-118,  
D25/164, 199; D21/484-486, 489-497,  
503; 404/27-31; 52/102, 578-582.2, 596-609

(56) **References Cited**

**U.S. PATENT DOCUMENTS**

884,498 A	4/1908	King	
2,313,363 A	3/1943	Schmitt	61/39
2,624,193 A	1/1953	Larson	72/41
5,017,049 A	5/1991	Sievert	405/284
5,031,376 A	7/1991	Bender et al.	52/609
5,062,610 A	11/1991	Woolford et al.	249/52

(List continued on next page.)

**OTHER PUBLICATIONS**

Pavestone Co., Decorative Landscape Systems, no date.  
Pavestone Co., Beautiful Edgings You can Install Yourself,  
©2000.  
Lowe's Home Improvement Warehouse, Jul. 1999.  
K-Mart, Martha Stewart Everyday Garden, Mar.-Apr. 1999.  
Keystone Retaining Wall Systems, Inc.

*Primary Examiner*—Louis S. Zarfaz  
*Assistant Examiner*—Robert A. Delehanty  
(74) *Attorney, Agent, or Firm*—R. Darryl Burke; McKool  
Smith, P.C.

(57) **CLAIM**

The ornamental design for “curved decorative picket edge landscape stone,” as shown and described herein.

**DESCRIPTION**

© Copyright. 2000. Pavestone Co. All of the material in this patent application is subject to copyright protection under the copyright laws of the United States and of other countries. As of the first effective filing date of the present application, this material is protected as unpublished material.

However, permission to copy this material is hereby granted to the extent that the owner of the copyright rights has no objection to the facsimile reproduction by anyone of the patent document or patent disclosure, as it appears in the United States Patent and Trademark Office patent file or records, but otherwise reserves all copyright rights whatsoever.

FIG. 1 is a perspective view of the preferred embodiment of the invention of the curved decorative picket edge landscape stone;

FIG. 2 is a rear view of the preferred embodiment of the invention of the curved decorative picket edge landscape stone;

FIG. 3 is a top view of the preferred embodiment of the invention of the curved decorative picket edge landscape stone;

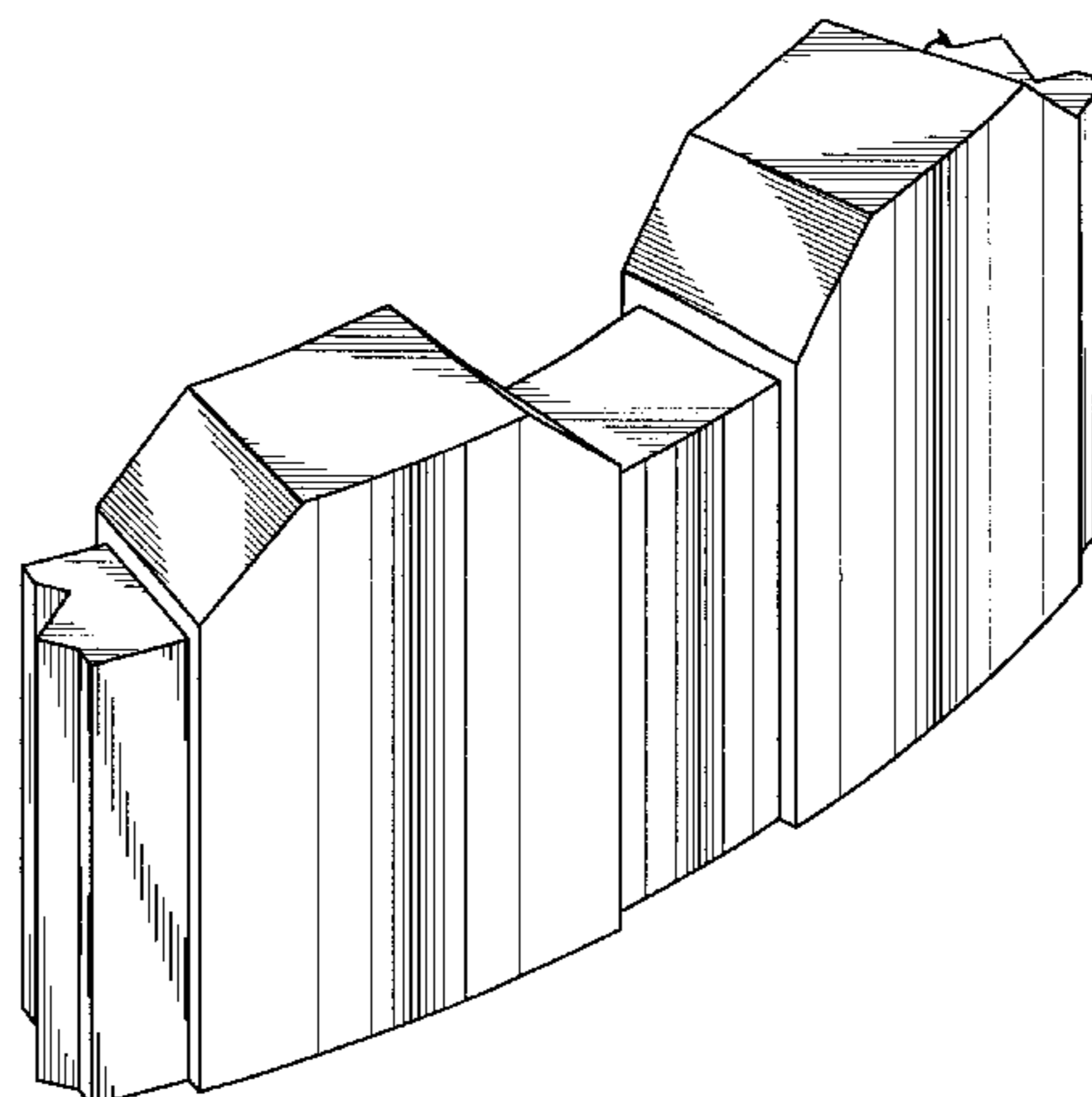
FIG. 4 is a left view of the preferred embodiment of the invention of the curved decorative picket edge landscape stone;

FIG. 5 is a right view of the preferred embodiment of the invention of the curved decorative picket edge landscape stone;

FIG. 6 is a front view of the preferred embodiment of the invention of the curved decorative picket edge landscape stone; and,

FIG. 7 is a bottom view of the preferred embodiment of the invention of curved decorative picket edge landscape stone.

**1 Claim, 2 Drawing Sheets**



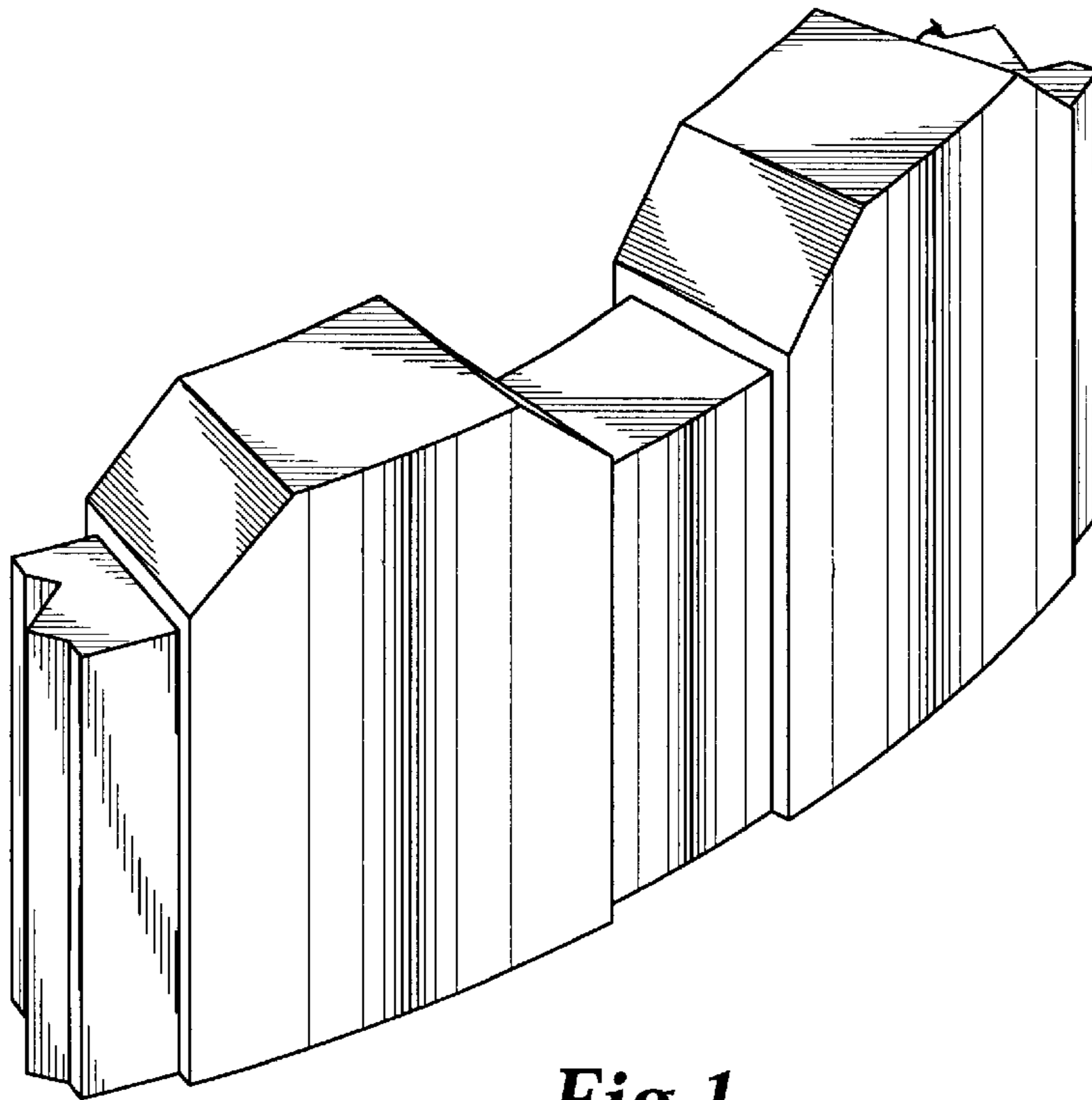
# US D459,006 S

Page 2

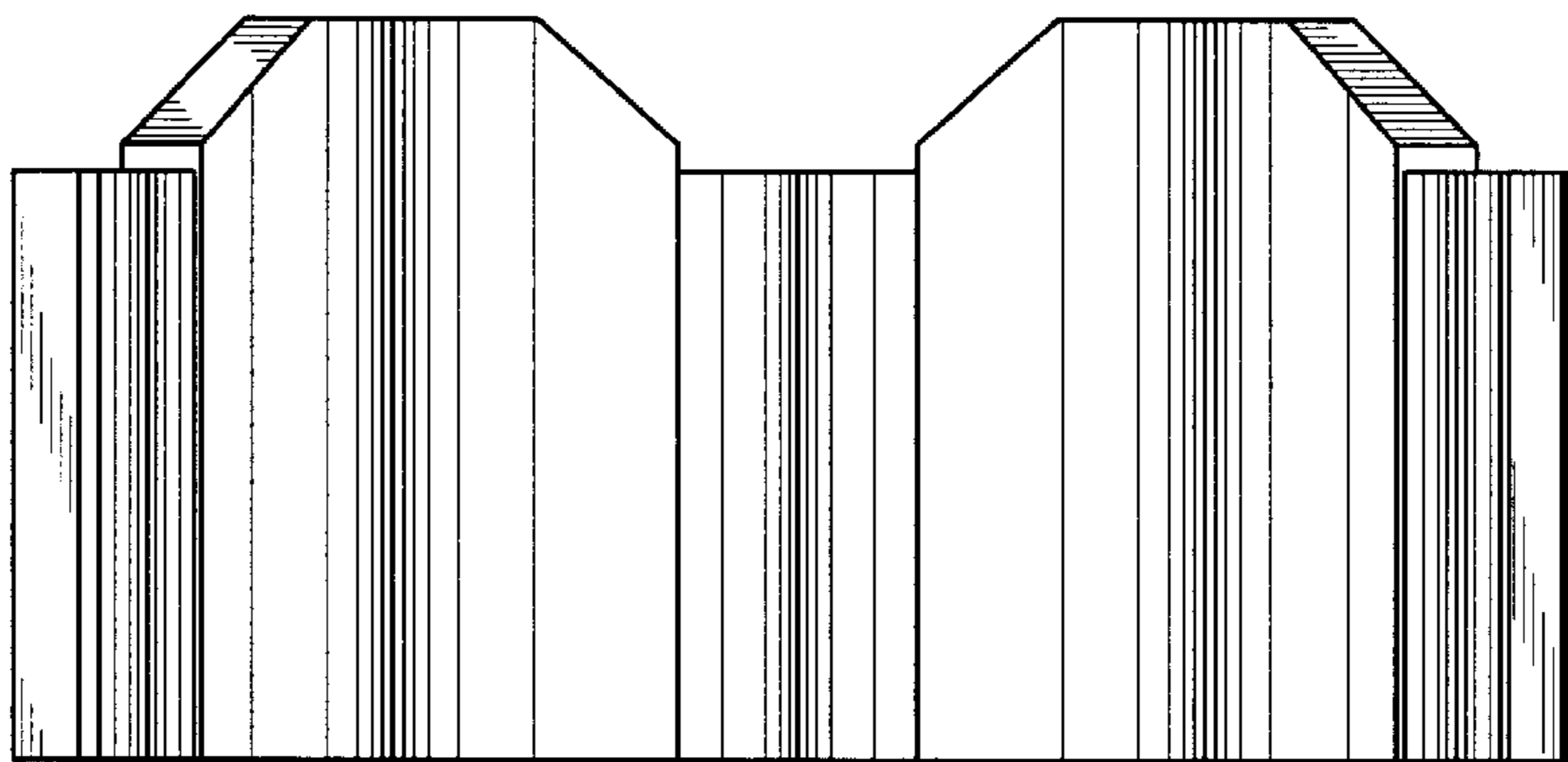
---

U.S. PATENT DOCUMENTS			
D328,499 S	*	8/1992	Hair ..... D25/113
5,249,950 A		10/1993	Woolford ..... 425/412
5,294,216 A		3/1994	Sievert ..... 405/286
D352,789 S		11/1994	Adam ..... D25/113
D409,312 S		5/1999	Staten et al. .... D25/113
D448,857 S	*	10/2001	Staten et al. .... D25/113

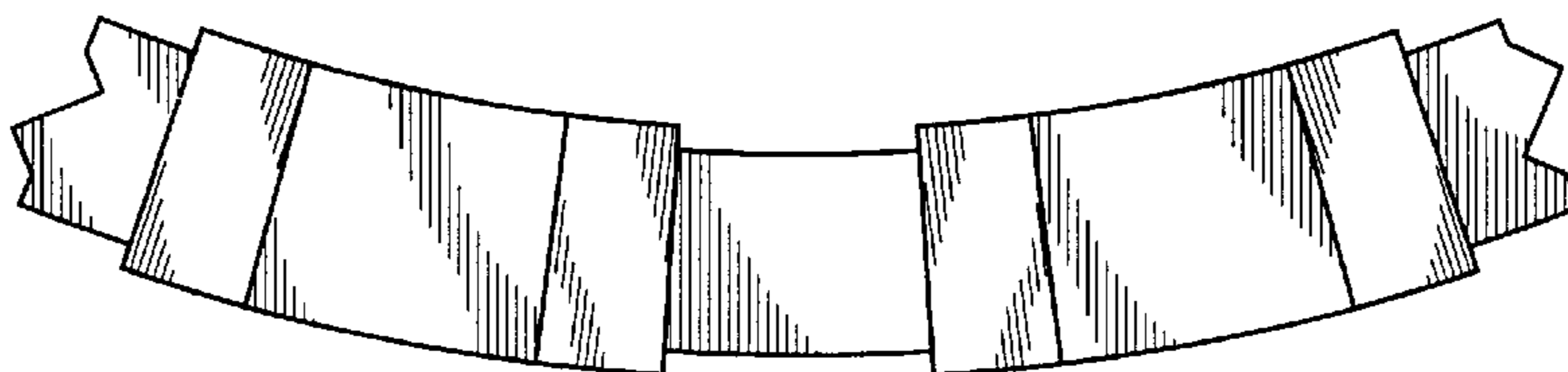
\* cited by examiner




*Fig. 1*




*Fig. 2*



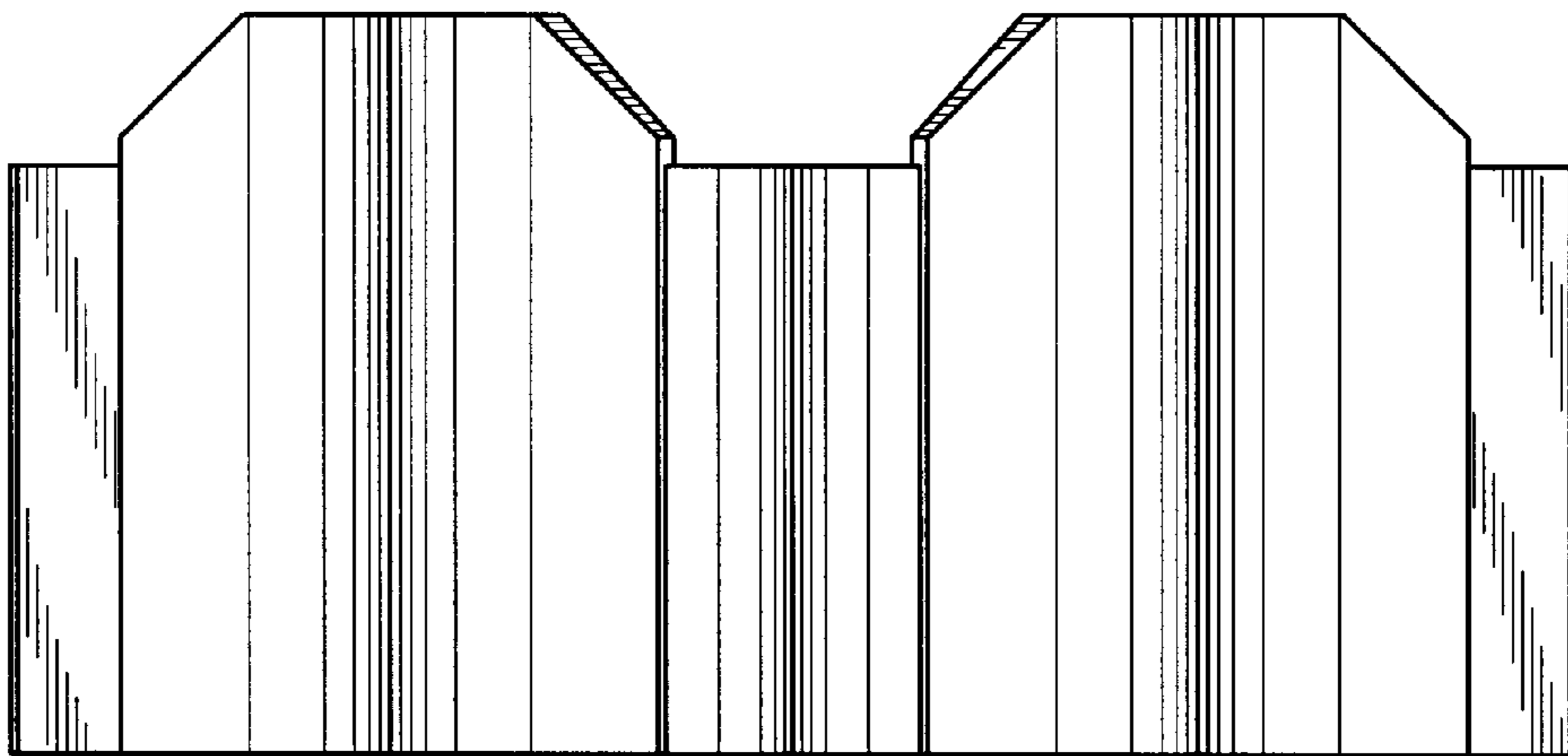
*Fig. 3*



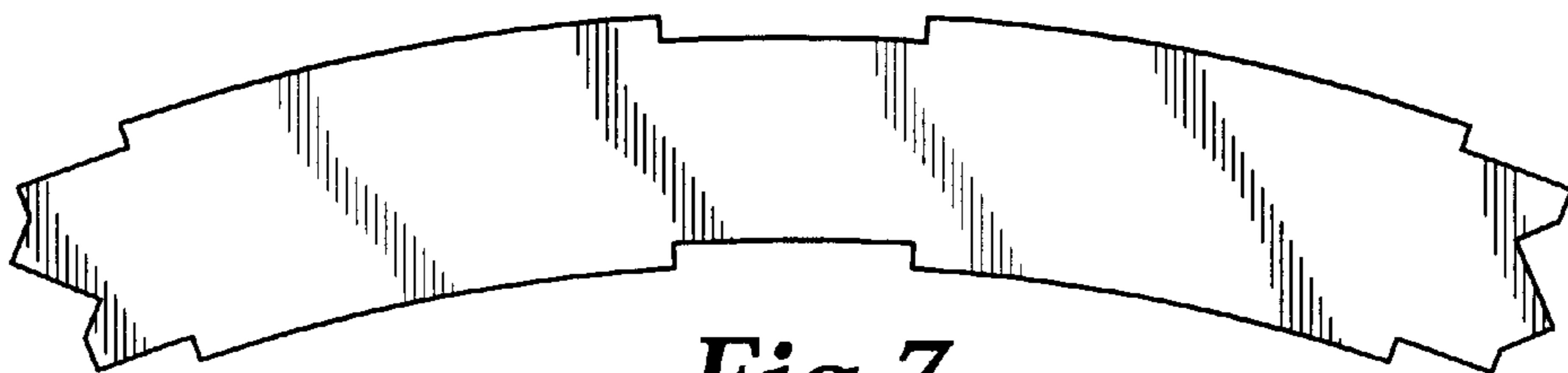
*Fig. 4*



*Fig. 5*



*Fig. 6*



*Fig. 7*