



US00D459000S

(12) **United States Design Patent**
Smith et al.

(10) **Patent No.:**

US D459,000 S

(45) **Date of Patent:**

**** Jun. 18, 2002**

(54) **REUSABLE COLD THERAPY PACK**

(75) Inventors: **Randolph M. Smith; Nancy M. Barnes; Dorthie M. H. Smith**, all of Indianapolis, IN (US)

(73) Assignee: **Innovative Plastic Concepts, Inc.**, Indianapolis, IN (US)

(**) Term: **14 Years**

(21) Appl. No.: **29/139,399**

(22) Filed: **Mar. 29, 2001**

(51) **LOC (7) Cl.** **24-04**

(52) **U.S. Cl.** **D24/208**

(58) **Field of Search** D24/206, 207, D24/208; 607/96, 104, 108, 109, 110, 111; 219/528, 529

(56) **References Cited**

U.S. PATENT DOCUMENTS

D37,227 S	*	11/1904	Eggers	D24/208
D81,371 S	*	6/1930	Brown	D24/208
D81,372 S	*	6/1930	Brown	D24/208
D81,421 S	*	6/1930	Thayer	D24/208

4,694,829 A	*	9/1987	Frye	607/114
4,954,676 A	*	9/1990	Rankin	219/200
5,050,598 A		9/1991	Tucker		
D327,330 S	*	6/1992	Noble	D24/208
D374,468 S		10/1996	Stevenson		
D403,074 S	*	12/1998	Piergiorgio et al.	D24/208
D410,749 S	*	6/1999	Podd	D24/208

* cited by examiner

Primary Examiner—Stella Reid

(74) *Attorney, Agent, or Firm*—Carrithers Law Office; David W. Carrithers


(57) **CLAIM**

The ornamental design for a reusable cold therapy pack, as shown and described.

DESCRIPTION

FIG. 1 is a perspective front view of a reusable cold therapy pack in accordance with my design; FIG. 2 is a perspective rear view thereof; FIG. 3 is a left side view, the right side view being a mirror image thereof; FIG. 4 is a top plan view thereof; and, FIG. 5 is a bottom plan view thereof.

1 Claim, 2 Drawing Sheets






FIG. 1

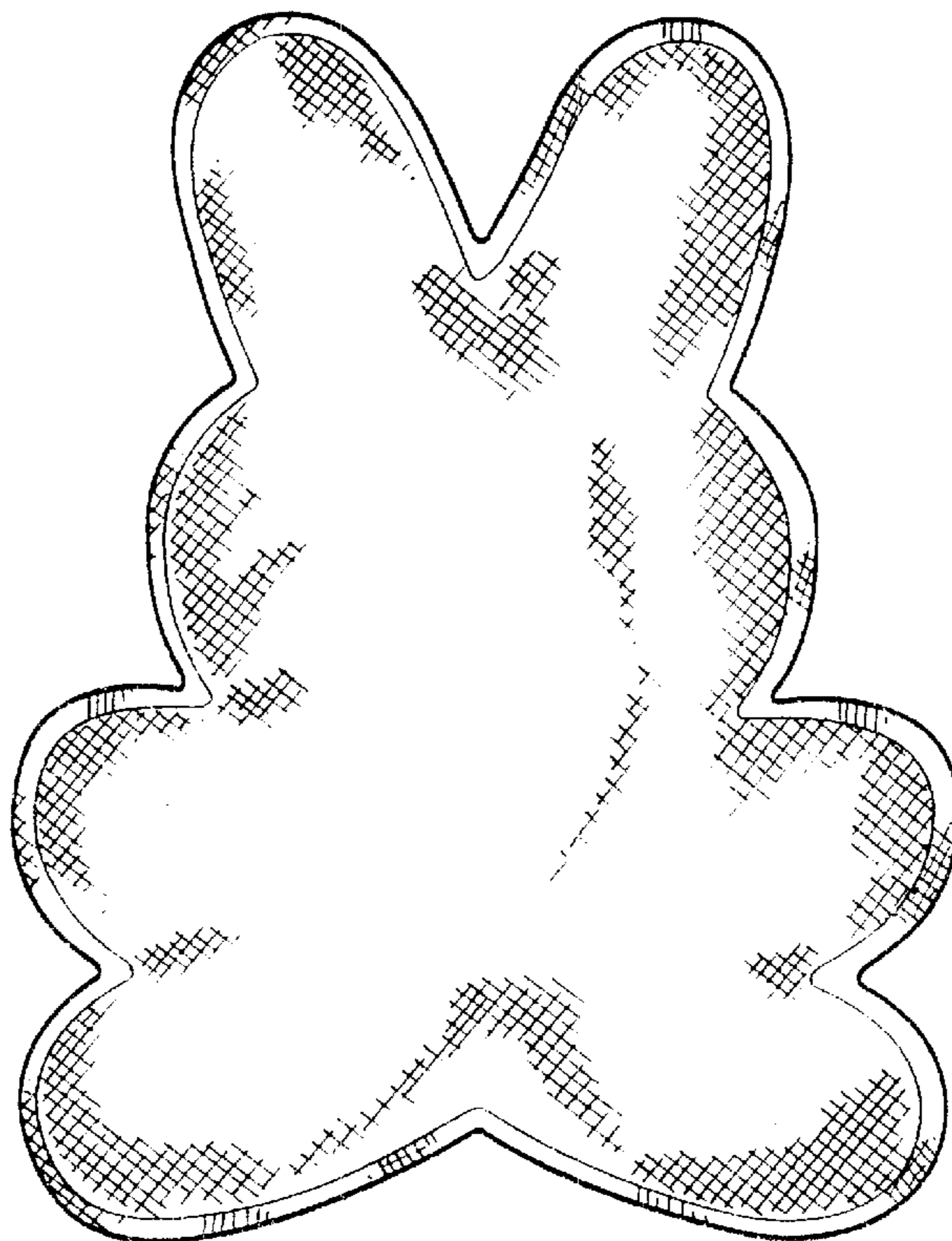


FIG. 2

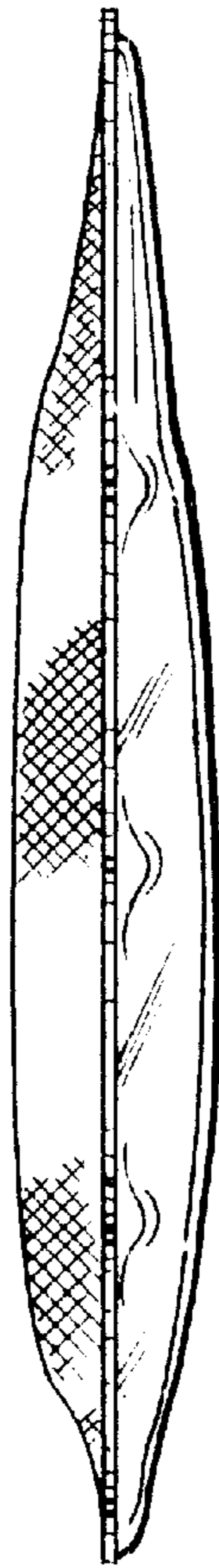


FIG. 3



FIG. 4

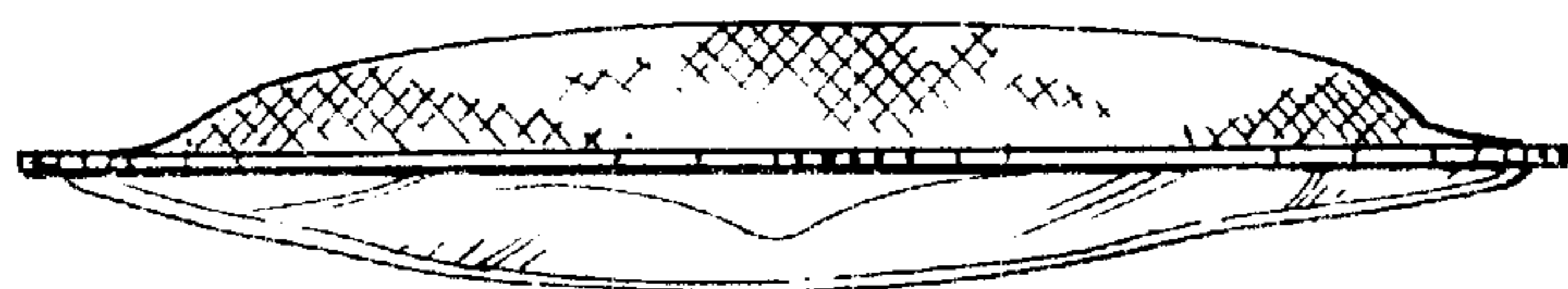


FIG. 5