



US00D458966S

(12) **United States Design Patent**  
**Oka**

(10) **Patent No.:** **US D458,966 S**

(45) **Date of Patent:** **\*\* Jun. 18, 2002**

(54) **BALLPOINT PEN CAP**

(75) Inventor: **Shigeo Oka**, Tokyo (JP)

(73) Assignee: **Pentel Kabushiki Kaisha** (JP)

(\*\*) Term: **14 Years**

(21) Appl. No.: **29/150,916**

(22) Filed: **Nov. 21, 2001**

(30) **Foreign Application Priority Data**

May 24, 2001 (JP) ..... 2001-014904

(51) **LOC (7) Cl.** ..... **19-06**

(52) **U.S. Cl.** ..... **D19/57; D19/56**

(58) **Field of Search** ..... D19/35, 36, 41-51,  
D19/53-58, 81-85; 401/98, 202, 213, 243-247,  
262

(56) **References Cited**

**U.S. PATENT DOCUMENTS**

- D312,096 S \* 11/1990 Vitrac ..... D19/51
- D385,918 S \* 11/1997 Katami ..... D19/57
- D409,659 S \* 5/1999 Hasegawa ..... D19/51

- 5,941,650 A \* 8/1999 Fukai et al. .... 401/202
- D444,499 S \* 7/2001 Nakazawa ..... D19/49
- D452,526 S \* 12/2001 Nishida ..... D19/43

\* cited by examiner

*Primary Examiner*—Martie K. Holtje

(74) *Attorney, Agent, or Firm*—Adams & Wilks

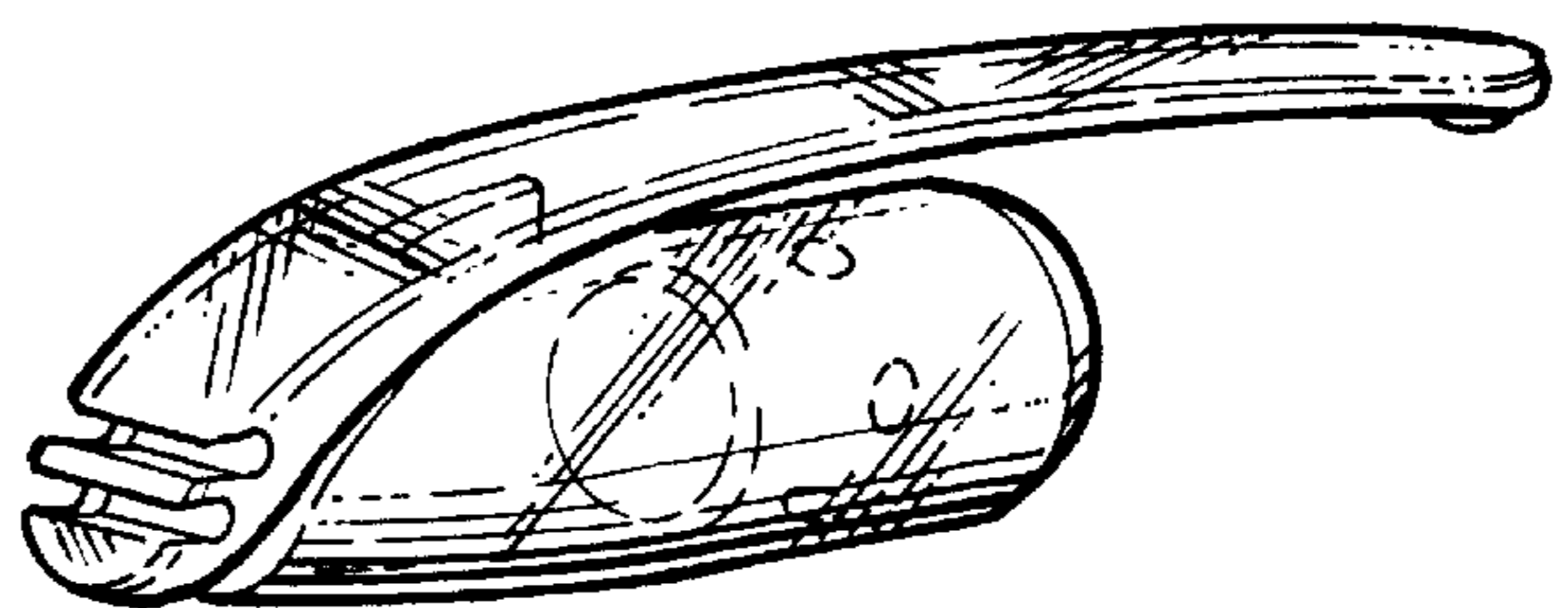
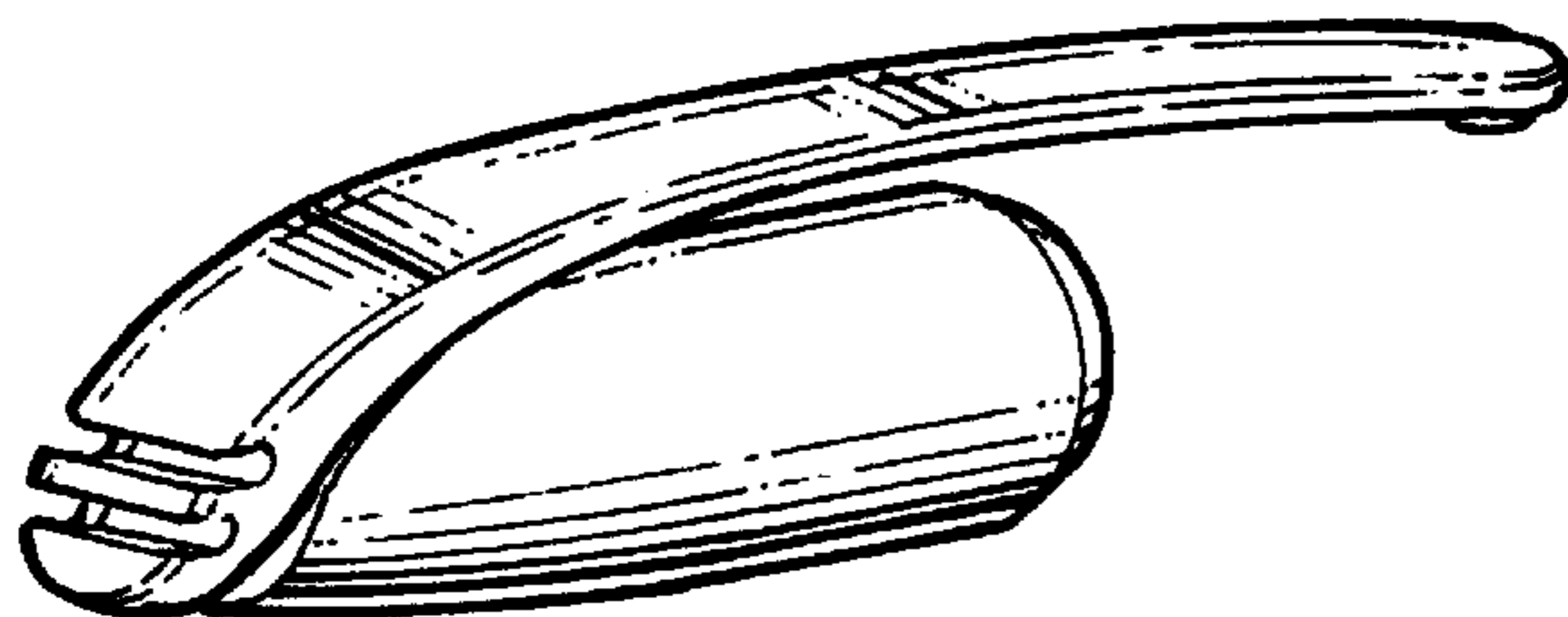
(57) **CLAIM**

The ornamental design for a ballpoint pen cap, as shown and described.

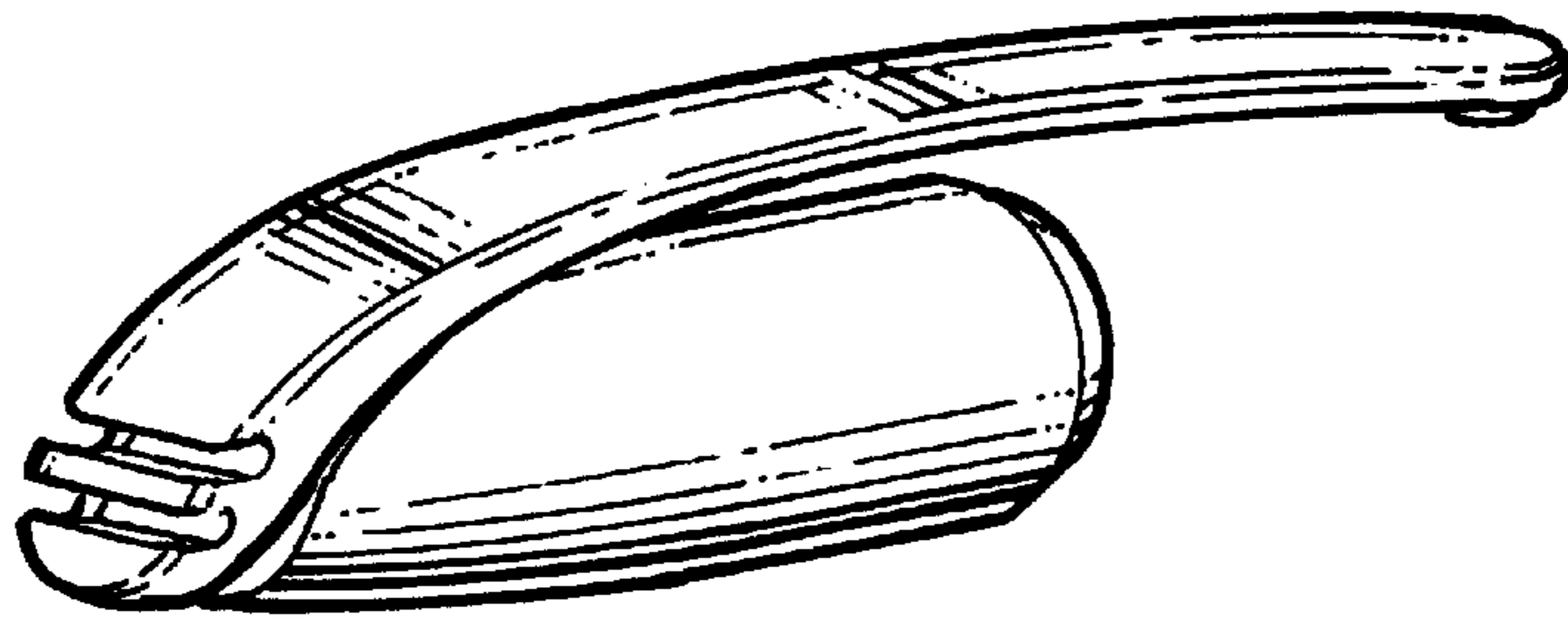
**DESCRIPTION**

FIG. 1 is a front top perspective view of a ballpoint pen cap showing my new design;  
 FIG. 2 is a front elevational view thereof;  
 FIG. 3 is a rear elevational view thereof;  
 FIG. 4 is a left side elevational view thereof, the opposite side being the mirror image thereof;  
 FIG. 5 is a bottom plan view thereof;  
 FIG. 6 is a top plan view thereof; and,  
 FIG. 7 is a front top perspective view thereof in a transparent embodiment.


**1 Claim, 2 Drawing Sheets**




**FIG. 1**




**FIG. 2**




**FIG. 3**



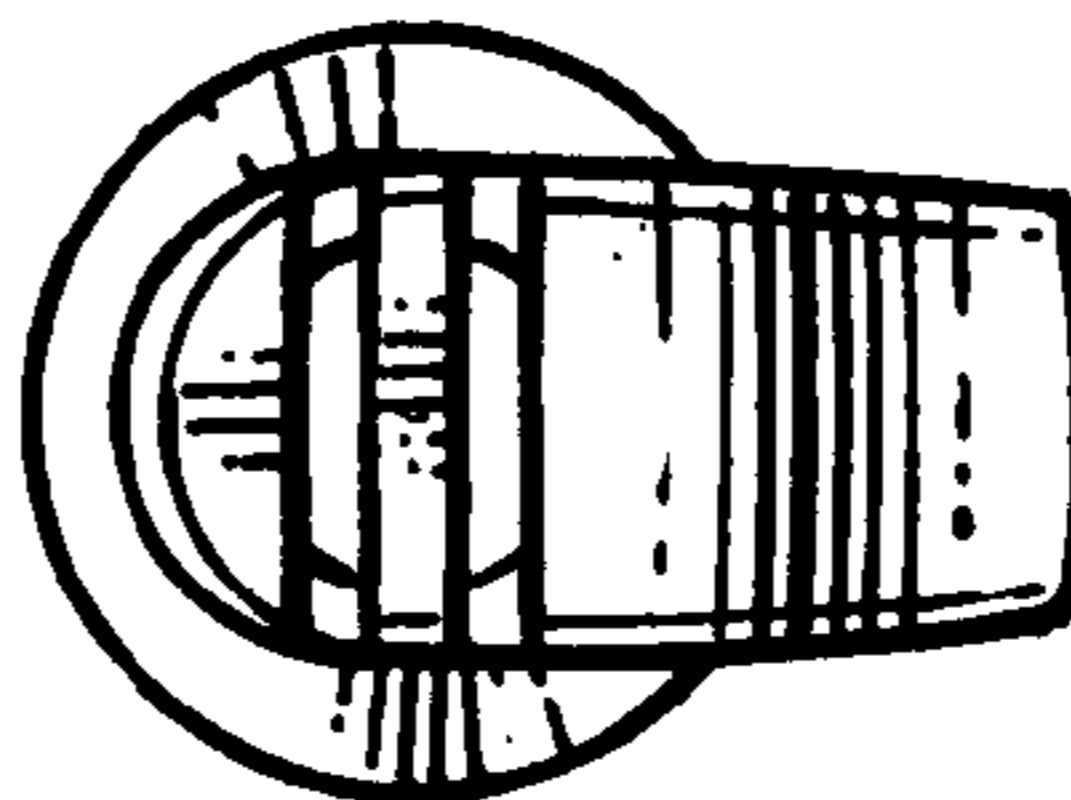
**FIG. 4**



**FIG. 5**



**FIG. 6**



**FIG. 7**

