



US00D458965S

(12) **United States Design Patent**
Oka

(10) **Patent No.:** **US D458,965 S**

(45) **Date of Patent:** **** Jun. 18, 2002**

(54) **BALL POINT PEN**

(75) **Inventor:** **Shigeo Oka, Tokyo (JP)**

(73) **Assignee:** **Pentel Kabushiki Kaisha (JP)**

(**) **Term:** **14 Years**

(21) **Appl. No.:** **29/129,000**

(22) **Filed:** **Aug. 31, 2000**

(30) **Foreign Application Priority Data**

Mar. 2, 2000 (JP) 2000-004439

(51) **LOC (7) Cl.** **19-06**

(52) **U.S. Cl.** **D19/49; D19/43; D19/56; D19/57**

(58) **Field of Search** **D19/35, 36, 41-51, D19/53-58, 81-85; 401/98, 202, 209, 213, 262, 243-247**

(56) **References Cited**

U.S. PATENT DOCUMENTS

- D99,213 S * 4/1936 Peters D19/43
- D176,748 S * 1/1956 Asturias, Jr. D19/49 X
- D260,658 S * 9/1981 Chiba D19/49
- D331,259 S * 11/1992 Rousseau D19/49

- D333,486 S * 2/1993 Rousseau D19/49
- D359,983 S * 7/1995 Rosenbaum D19/49
- D363,949 S * 11/1995 Compte D19/49
- D428,056 S * 7/2000 Rousseau D19/49

* cited by examiner

Primary Examiner—Martie K. Holtje

(74) *Attorney, Agent, or Firm*—Adams & Wilks

(57) **CLAIM**

The ornamental design for a ball point pen, as shown and described.

DESCRIPTION

FIG. 1 is a perspective view of a ball point pen showing my new design;
 FIG. 2 is a front view thereof;
 FIG. 3 is a rear view thereof;
 FIG. 4 is a left side view thereof, the right side being the same in appearance as the left side;
 FIG. 5 is a top plan view thereof;
 FIG. 6 is a bottom view thereof;
 FIG. 7 is a front view thereof with the cap removed; and,
 FIG. 8 is an enlarged sectional view thereof taken along line 8—8 in FIG. 2.

1 Claim, 2 Drawing Sheets

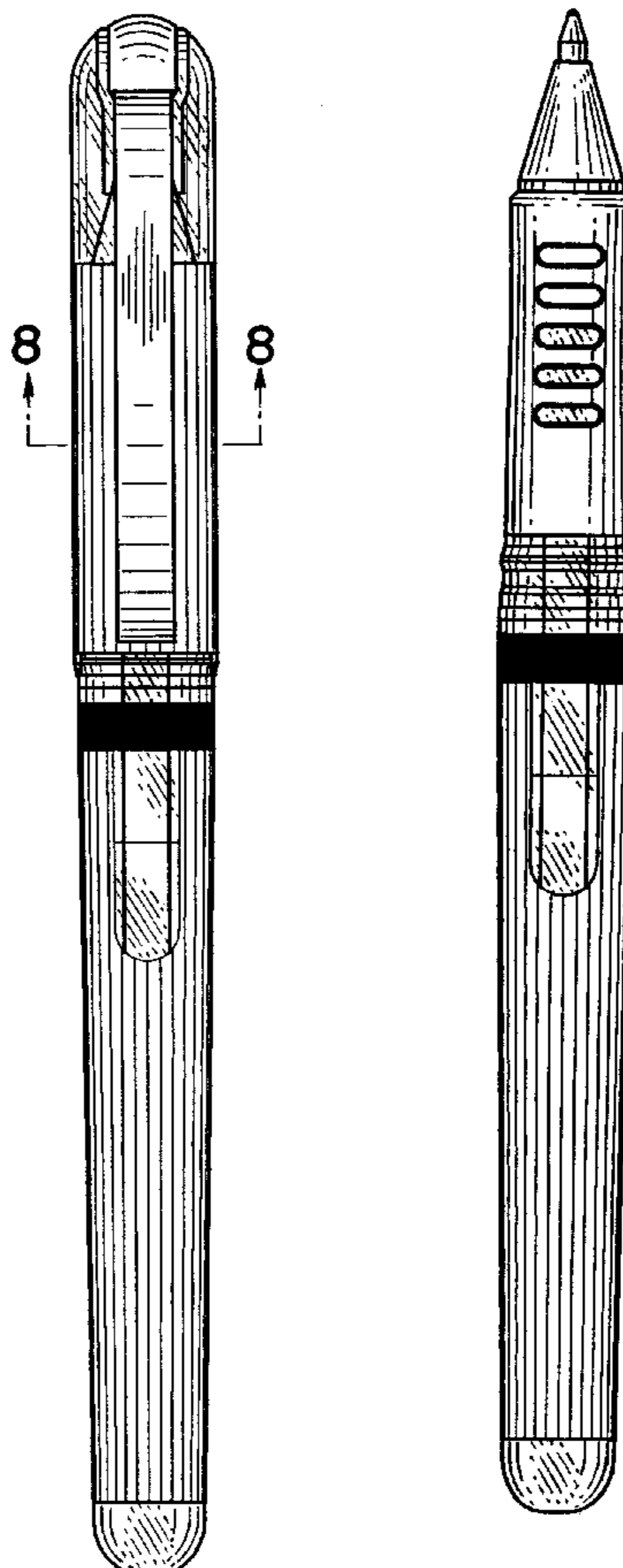


FIG. 1

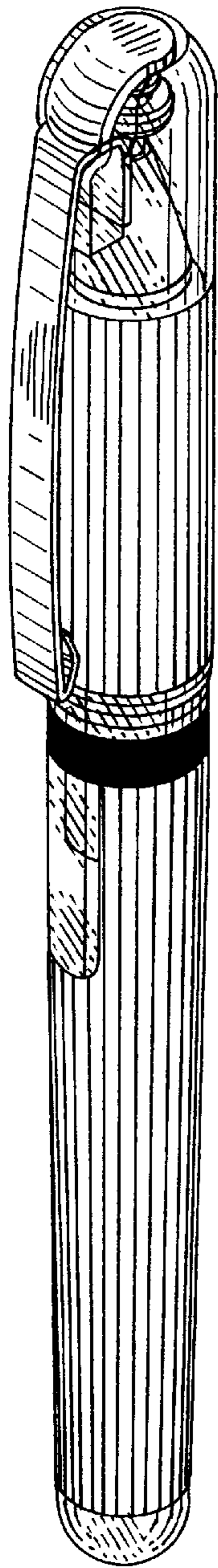


FIG. 2

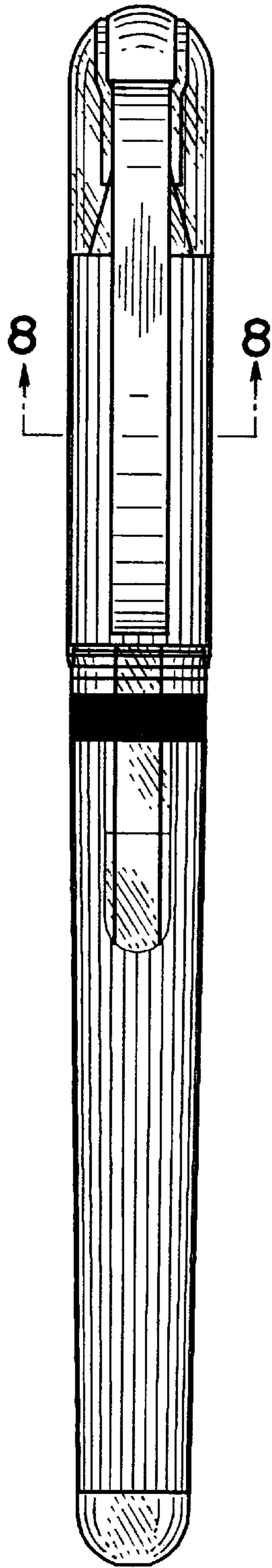


FIG. 3




FIG. 4

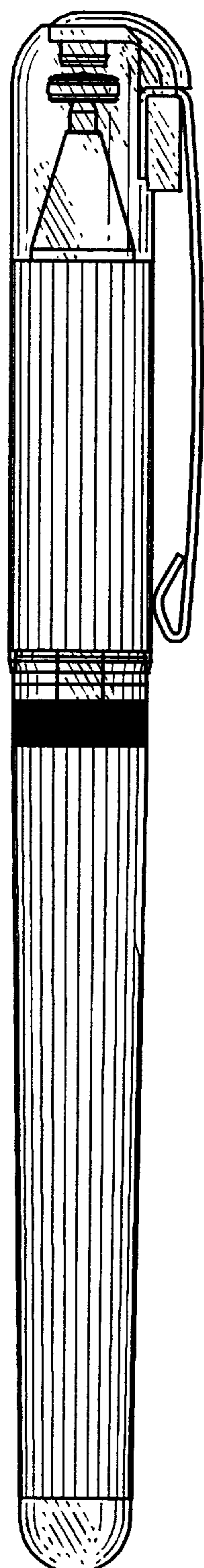


FIG. 5 **FIG. 7**

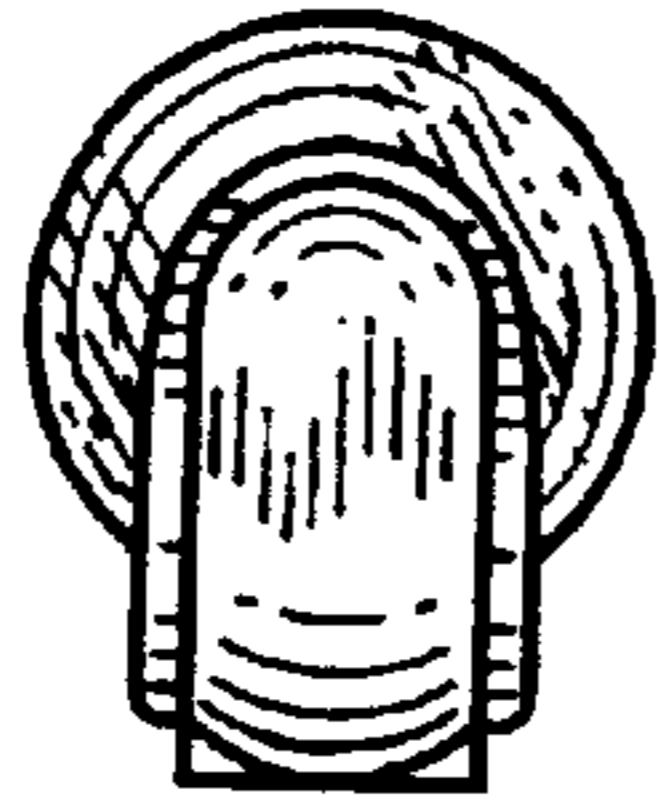


FIG. 6

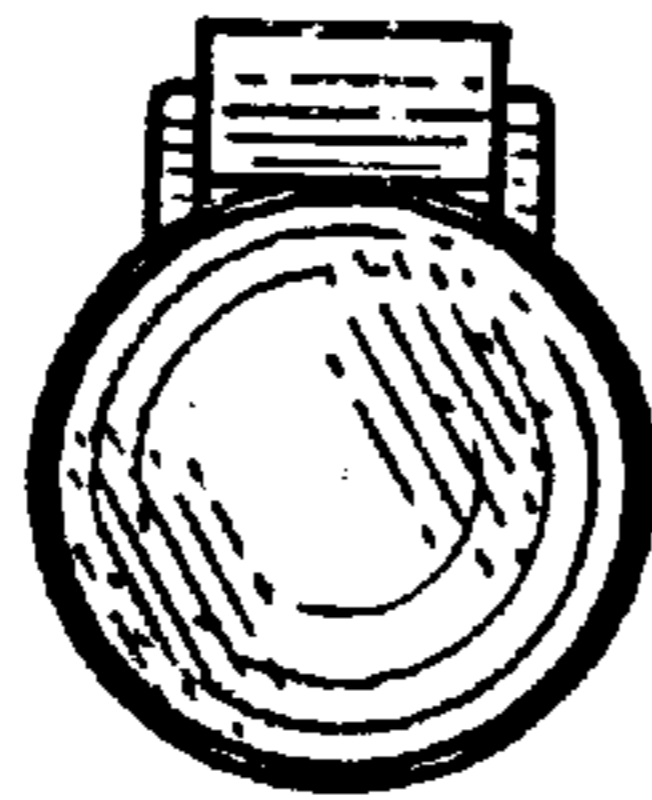


FIG. 8

