



US00D458964S

(12) **United States Design Patent**
Nakazawa

(10) **Patent No.:** **US D458,964 S**

(45) **Date of Patent:** **** Jun. 18, 2002**

(54) **BALL POINT PEN**

(75) Inventor: **Hidekazu Nakazawa, Tokyo (JP)**

(73) Assignee: **Pentel Kanushiki Kaisha (JP)**

(**) Term: **14 Years**

(21) Appl. No.: **29/125,650**

(22) Filed: **Jun. 27, 2000**

(51) **LOC (7) Cl.** **19-06**

(52) **U.S. Cl.** **D19/48; D19/51; D19/55;**
D19/56

(58) **Field of Search** D19/35, 36, 41-51,
D19/53-58, 81-85; 401/99-100, 103-106,
109-117, 6, 7, 88, 209

(56) **References Cited**

U.S. PATENT DOCUMENTS

2,790,420 A	*	4/1957	Zelinger	401/52
D378,601 S	*	3/1997	Sakuno	D19/48
D400,581 S	*	11/1998	Hasegawa	D19/51
D400,922 S	*	11/1998	Sakuno	D19/48
D401,624 S	*	11/1998	Sakuno	D19/51
D402,693 S	*	12/1998	Sunaga	D19/48

D404,070 S * 1/1999 Hasegawa D19/51

D407,114 S * 3/1999 Sakuno D19/48

D413,145 S * 8/1999 Brescia et al. D19/51

D414,807 S * 10/1999 Baudino et al. D19/55

* cited by examiner

Primary Examiner—Martie K. Holtje

(74) *Attorney, Agent, or Firm*—Adams & Wilks

(57) **CLAIM**

The ornamental design for a ball point pen, as shown and described.

DESCRIPTION

FIG. 1 is a perspective view of a ball point pen showing my new design;

FIG. 2 is a front view thereof;

FIG. 3 is a rear view thereof;

FIG. 4 is a left side view thereof;

FIG. 5 is a right side view thereof;

FIG. 6 is a top plan view thereof;

FIG. 7 is a bottom view thereof; and,

FIG. 8 is an enlarged sectional view thereof taken along line 8—8 in FIG. 5.

1 Claim, 2 Drawing Sheets

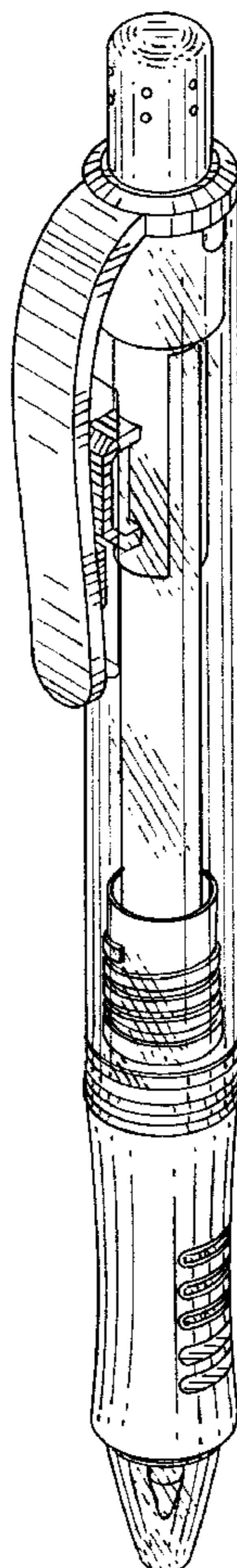


FIG. 1

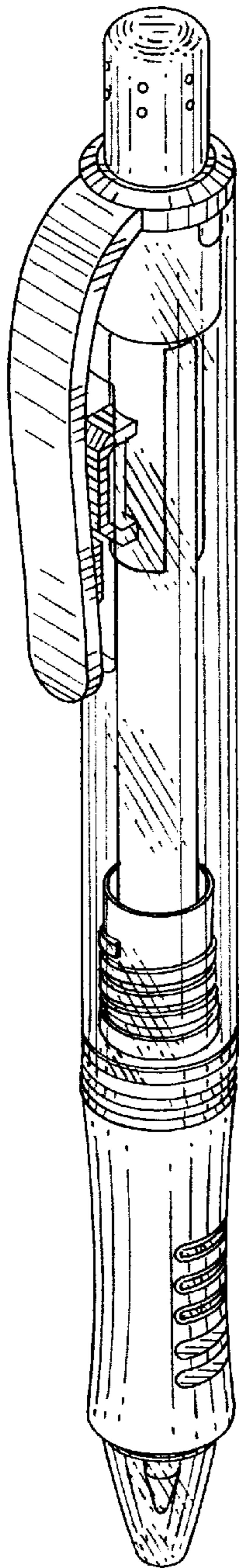


FIG. 2




FIG. 3

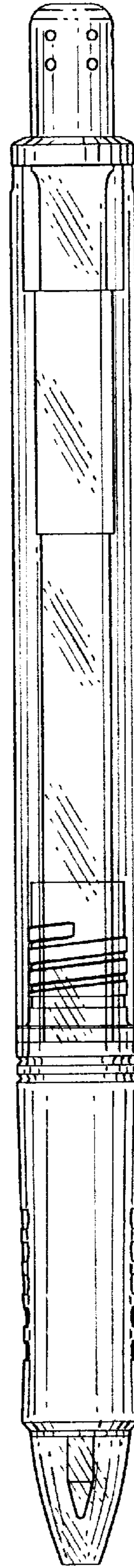


FIG. 4

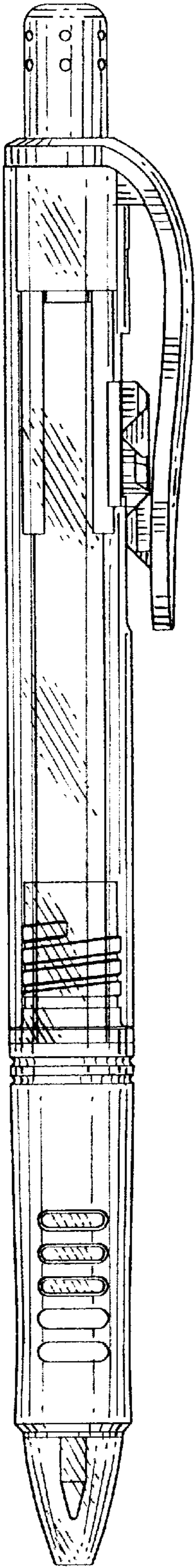
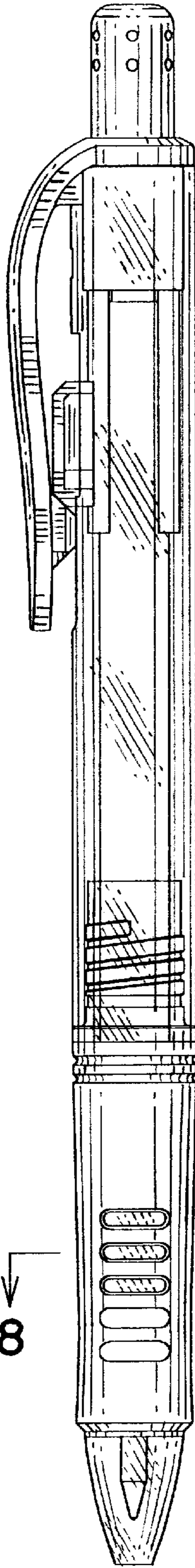


FIG. 5



8

8

FIG. 6

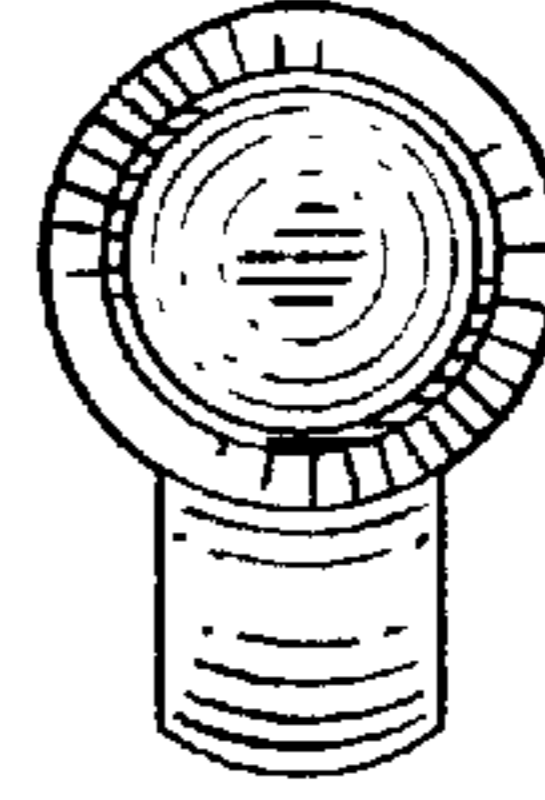


FIG. 7

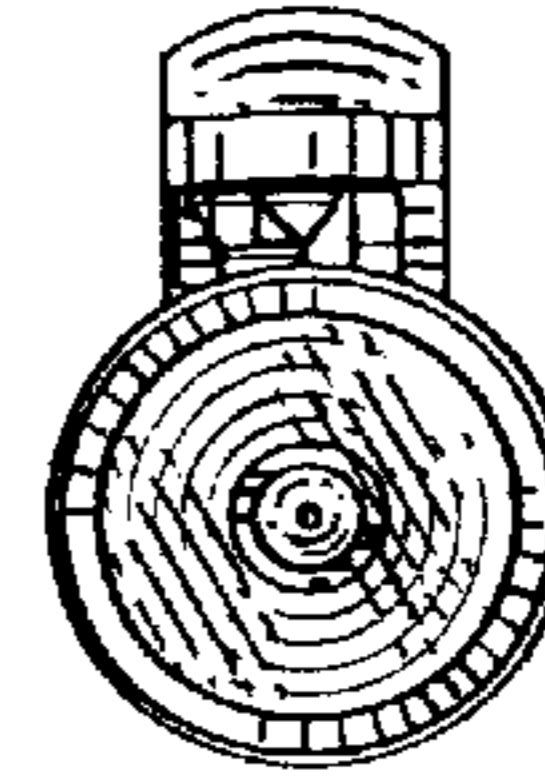


FIG. 8

