



US00D458961S

(12) **United States Design Patent**  
**Wang et al.**

(10) **Patent No.:** **US D458,961 S**  
(45) **Date of Patent:** **\*\* Jun. 18, 2002**

(54) **TONER CARTRIDGE**

(76) Inventors: **Jui-Chi Wang; Robin Hsu; Mei Hsia Chang**, all of No. 498, Sec 1,  
Yung-Shing Rd., Wu-Chi Town,  
Taichung County (TW)

(\*\*) Term: **14 Years**

(21) Appl. No.: **29/148,841**

(22) Filed: **Sep. 25, 2001**

(51) **LOC (7) Cl.** ..... **16-03**

(52) **U.S. Cl.** ..... **D18/43**

(58) **Field of Search** ..... D18/36, 40, 43,  
D18/56; 399/24-28, 61, 99, 106, 111, 262;  
222/DIG. 1

(56) **References Cited**

**U.S. PATENT DOCUMENTS**

D330,215 S	*	10/1992	Saito et al.	.....	D18/43
D351,187 S	*	10/1994	Suga	.....	D18/43
D356,813 S	*	3/1995	Ichikawa et al.	.....	D18/43
D364,184 S	*	11/1995	Satake et al.	.....	D18/43
D365,359 S	*	12/1995	Ichikawa et al.	.....	D18/43
D376,614 S	*	12/1996	Ichikawa et al.	.....	D18/43
D389,176 S	*	1/1998	Ichikawa et al.	.....	D18/43
D400,916 S	*	11/1998	Ui et al.	.....	D18/43
D403,014 S	*	12/1998	Kura et al.	.....	D18/43
D403,348 S	*	12/1998	Matsuoka et al.	.....	D18/43

D406,162 S	*	2/1999	Tatsumi	.....	D18/43
D430,197 S	*	8/2000	Wang et al.	.....	D18/43
D431,595 S	*	10/2000	Wang et al.	.....	D18/43
D436,121 S	*	1/2001	Wang et al.	.....	D18/43
D437,346 S	*	2/2001	Wang et al.	.....	D18/43
D437,347 S	*	2/2001	Wang et al.	.....	D18/43
D442,623 S	*	5/2001	Yoshizawa	.....	D18/43
D442,986 S	*	5/2001	Tsuji et al.	.....	D18/43
D447,167 S	*	8/2001	Taniyama	.....	D18/43
D450,081 S	*	11/2001	Tsuji et al.	.....	D18/43

\* cited by examiner

*Primary Examiner*—Caron D. Veynar

(74) *Attorney, Agent, or Firm*—Pro-Techtor International Services

(57) **CLAIM**

The ornamental design for toner cartridge, as shown and described.

**DESCRIPTION**

FIG. 1 is a perspective view of a toner cartridge showing our new design;

FIG. 2 is a front view thereof;

FIG. 3 is a rear view thereof;

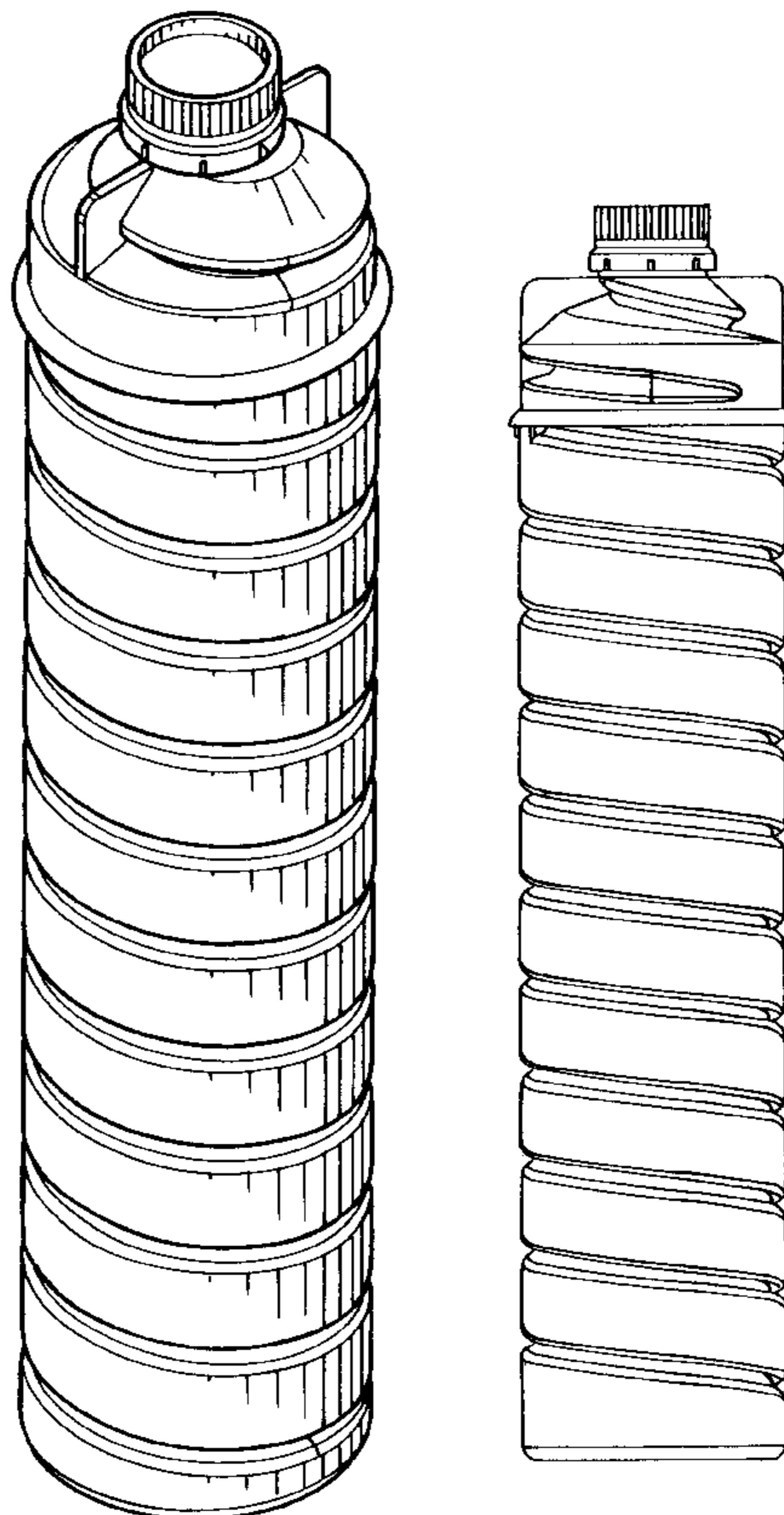
FIG. 4 is a left view thereof;

FIG. 5 is a right view thereof;

FIG. 6 is a top view thereof; and

FIG. 7 is a bottom view thereof.

**1 Claim, 4 Drawing Sheets**



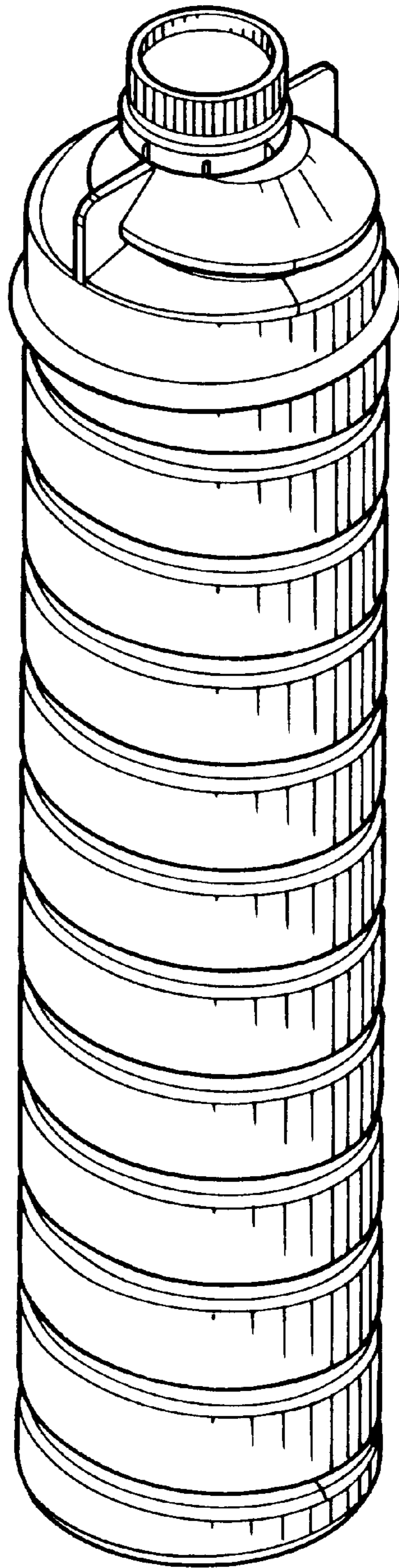
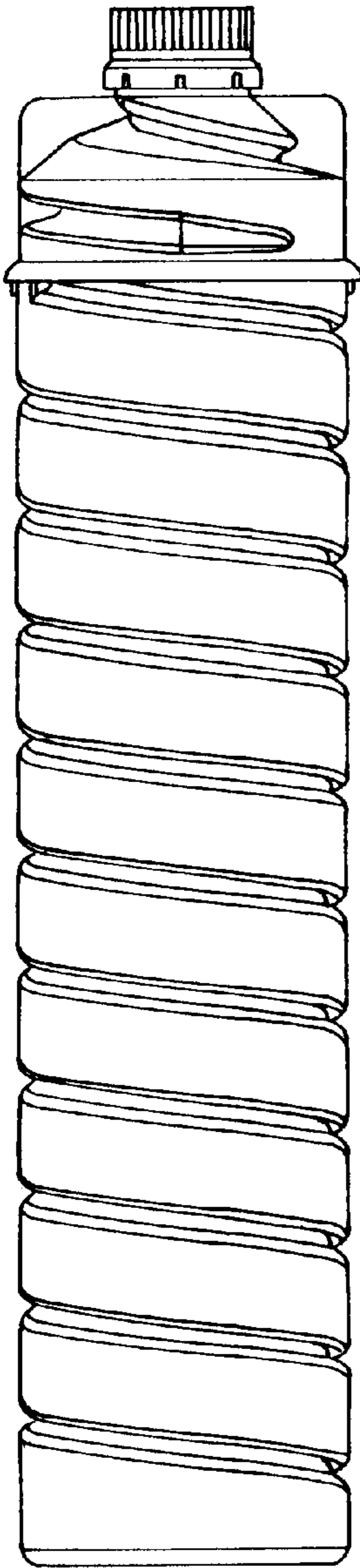
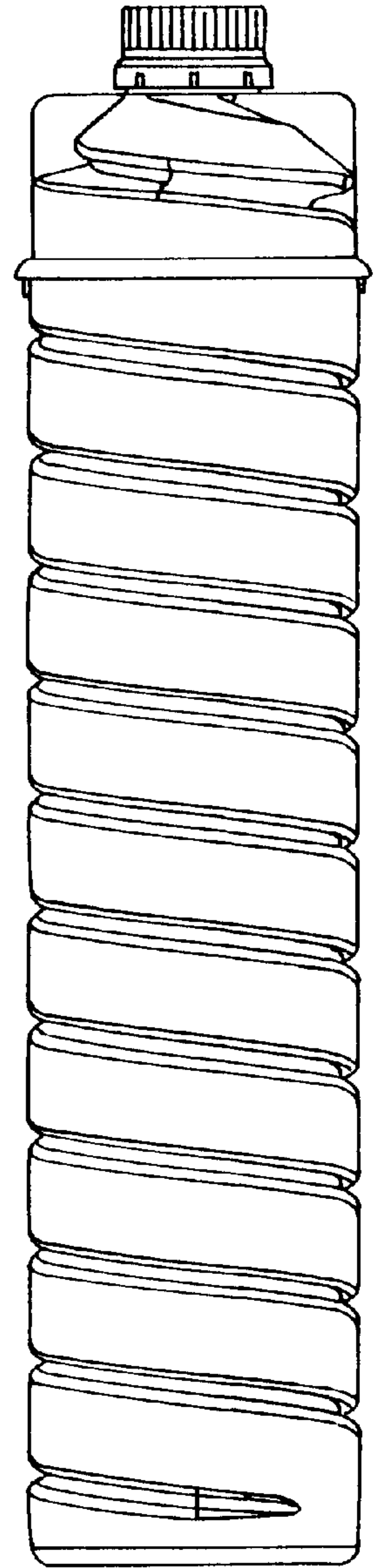


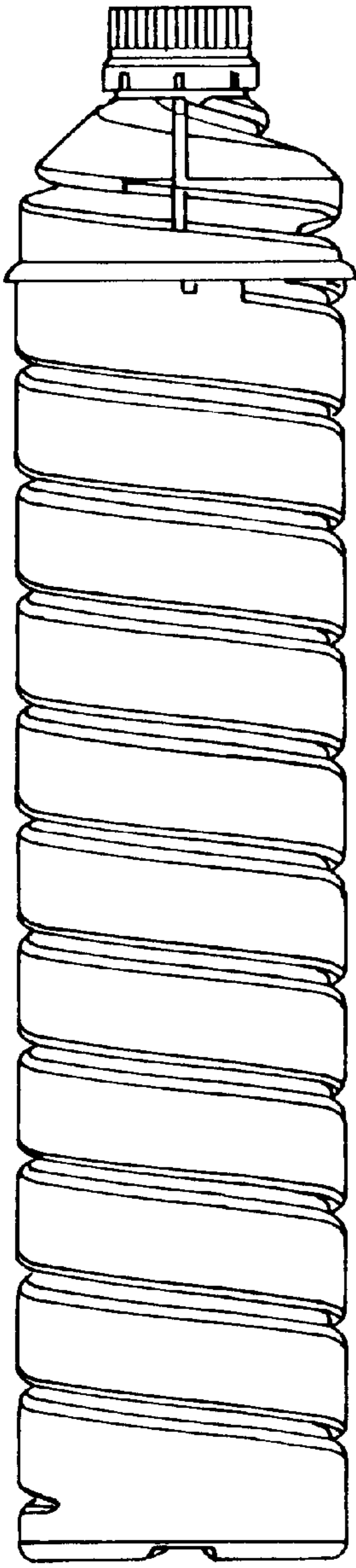
FIG. 1



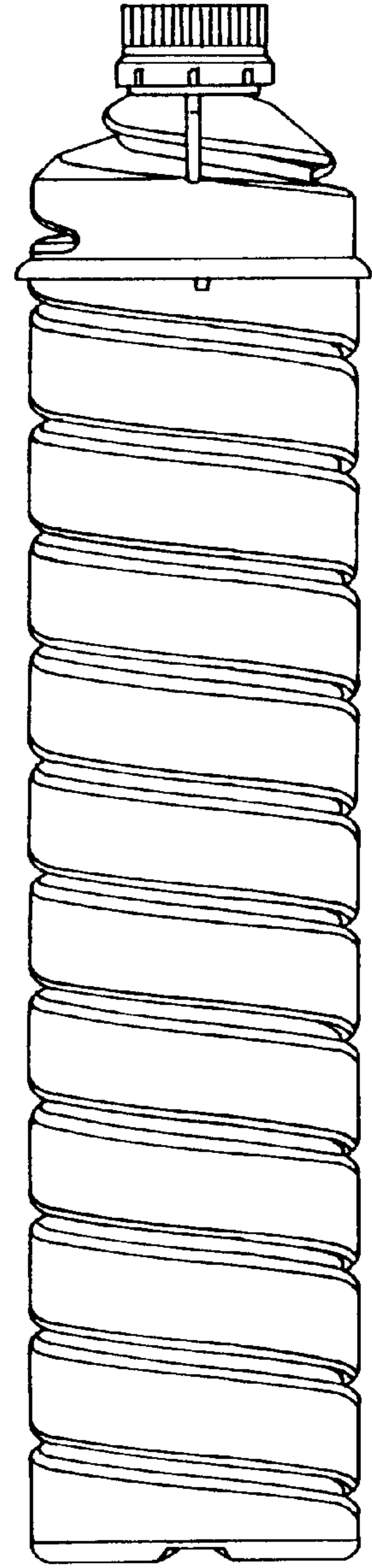
**FIG. 2**



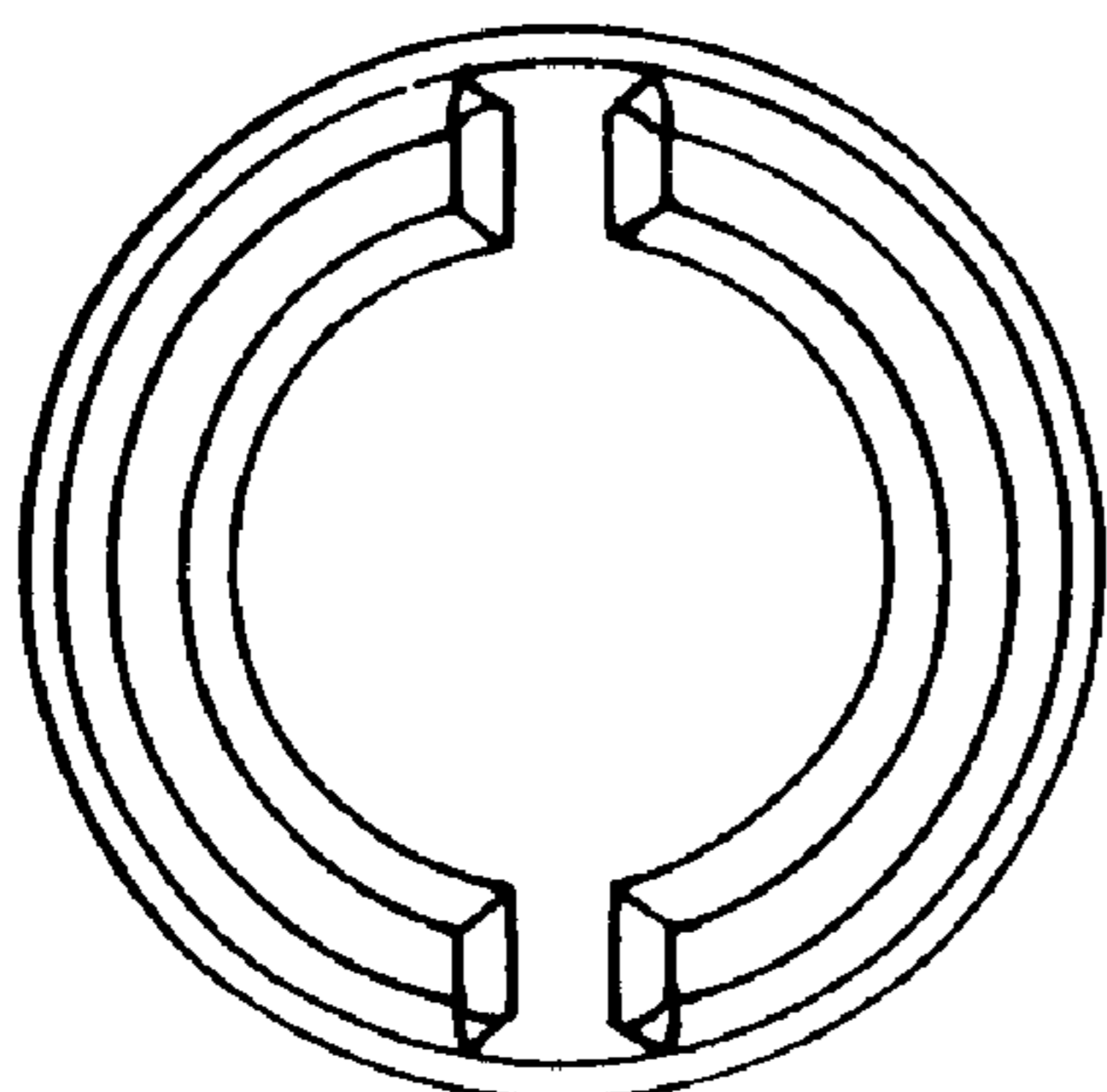
**FIG. 3**



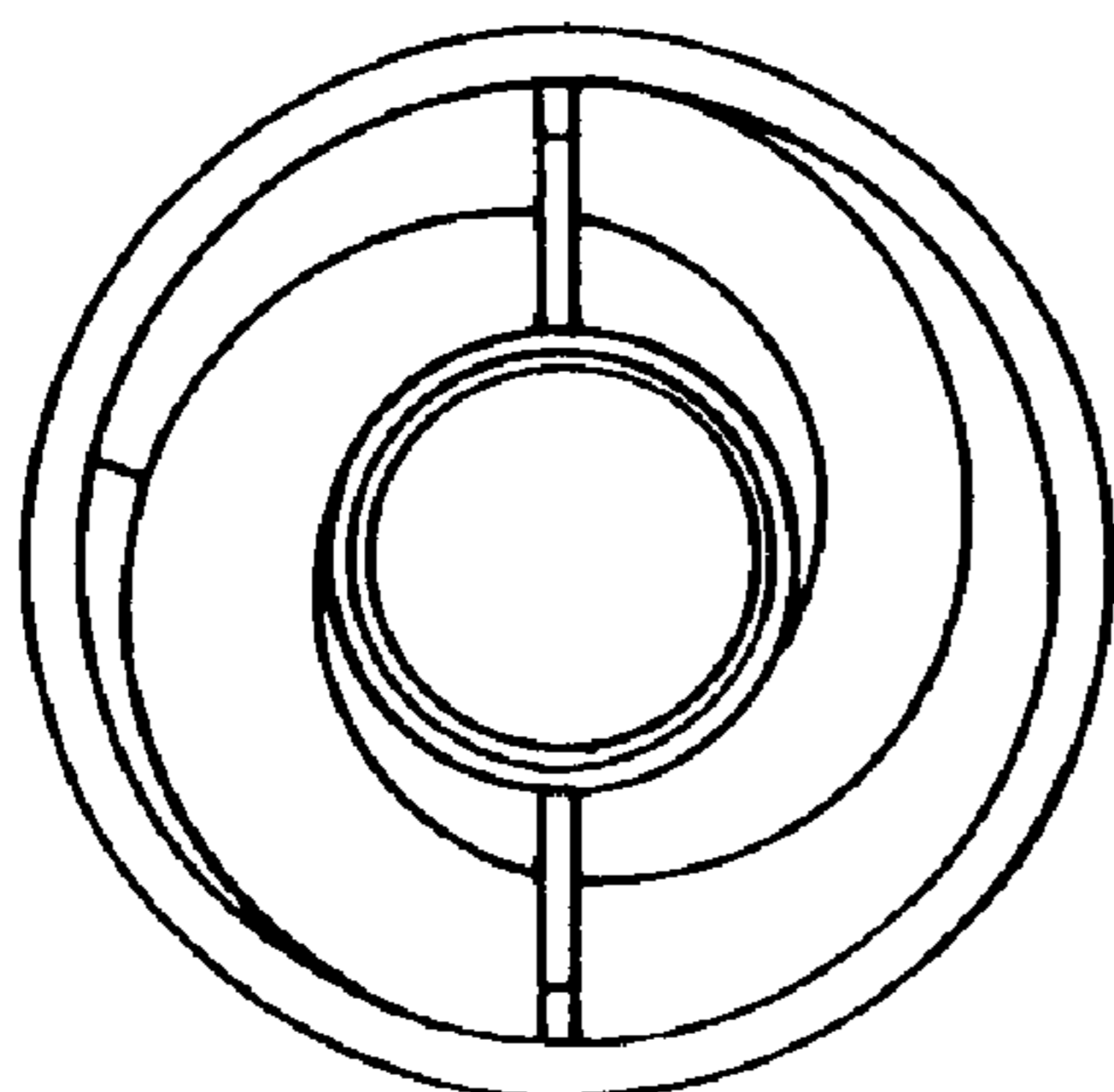
**FIG. 4**



**FIG. 5**



**FIG. 6**



**FIG. 7**