



US00D458923S

(12) **United States Design Patent**  
**Freitag et al.**

(10) **Patent No.:** **US D458,923 S**

(45) **Date of Patent:** **\*\* Jun. 18, 2002**

(54) **PORTABLE COMPUTER**

D436,959 S \* 1/2001 Reynolds et al. .... D14/368

(75) Inventors: **Stefan Freitag**, Muenster; **Stefan Grosspietsch**, Barntrup; **Christian Rogge**, Gaertringen; **James Whittaker**, Boeblingen, all of (DE)

\* cited by examiner

*Primary Examiner*—Freda Nunn  
(74) *Attorney, Agent, or Firm*—James J. Ralabate

(73) Assignee: **Xybernaut Corporation**, Fairfax, VA (US)

(57) **CLAIM**

The ornamental design for a portable computer, as shown and described.

(\*\*) Term: **14 Years**

**DESCRIPTION**

(21) Appl. No.: **29/148,677**

FIG. 1 is a rear perspective view of our new design for a portable computer.

(22) Filed: **Sep. 25, 2001**

FIG. 2 is a front perspective view of our new design for a portable computer.

(51) **LOC (7) Cl.** ..... **14-02**

FIG. 3 is a top plan view of our new design for portable computer.

(52) **U.S. Cl.** ..... **D14/314; D14/368**

FIG. 4 is a side view of our new design for a portable computer.

(58) **Field of Search** ..... D14/341, 356, D14/363, 367, 368, 420, 314; 345/156, 168, 169, 172, 173; 361/680-686

FIG. 5 is a side view of our new design for a portable computer.

(56) **References Cited**

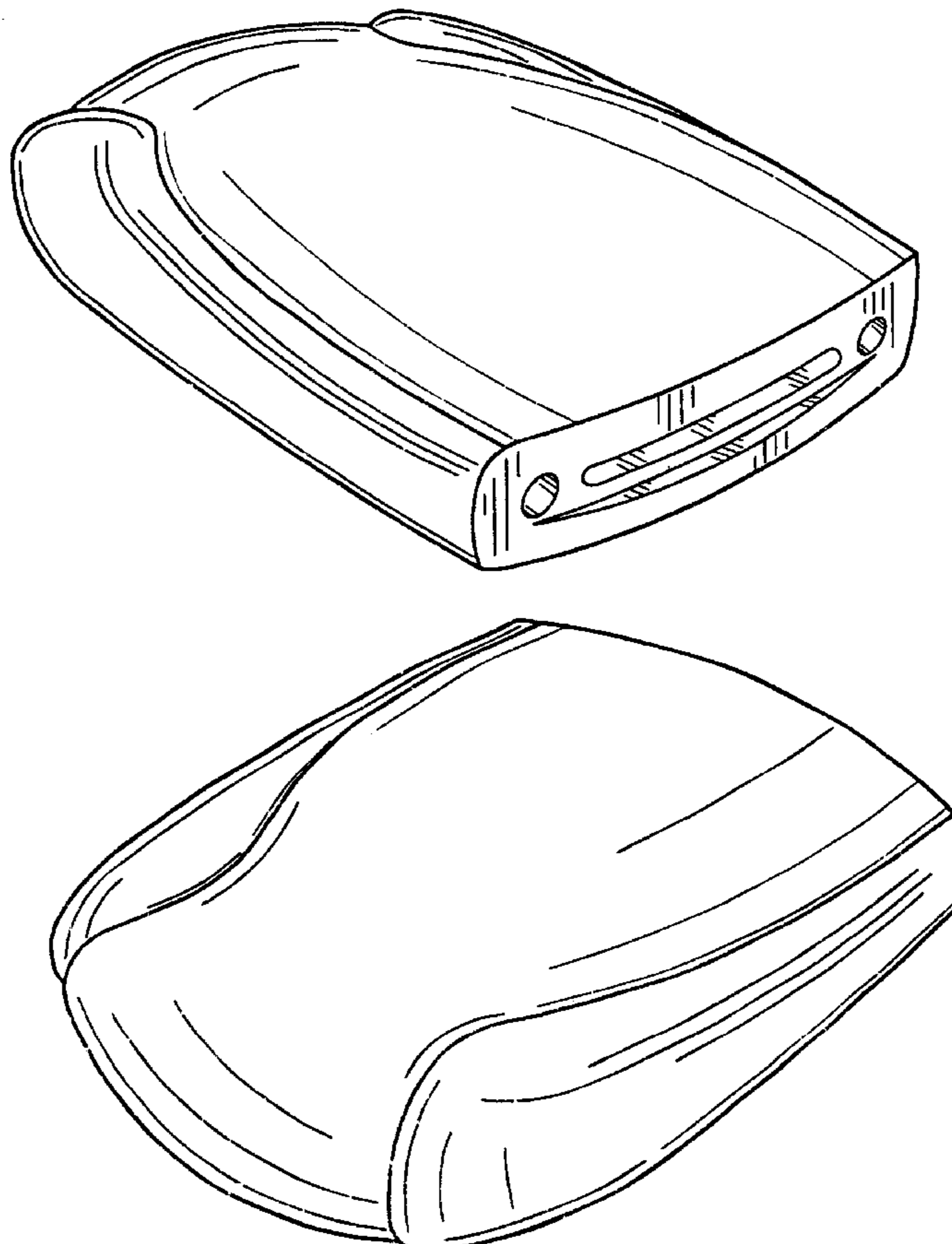
**U.S. PATENT DOCUMENTS**

- D346,593 S \* 5/1994 Mizusugi et al. .... D14/368
- D358,138 S \* 5/1995 Koyanagi et al. .... D14/368
- D359,852 S \* 7/1995 Wicks ..... D14/368
- D406,118 S \* 2/1999 Koivisto ..... D14/385

FIG. 6 is a front view of our new design for a portable computer; and,

FIG. 7 is a rear view of our new design for a portable computer.

**1 Claim, 3 Drawing Sheets**



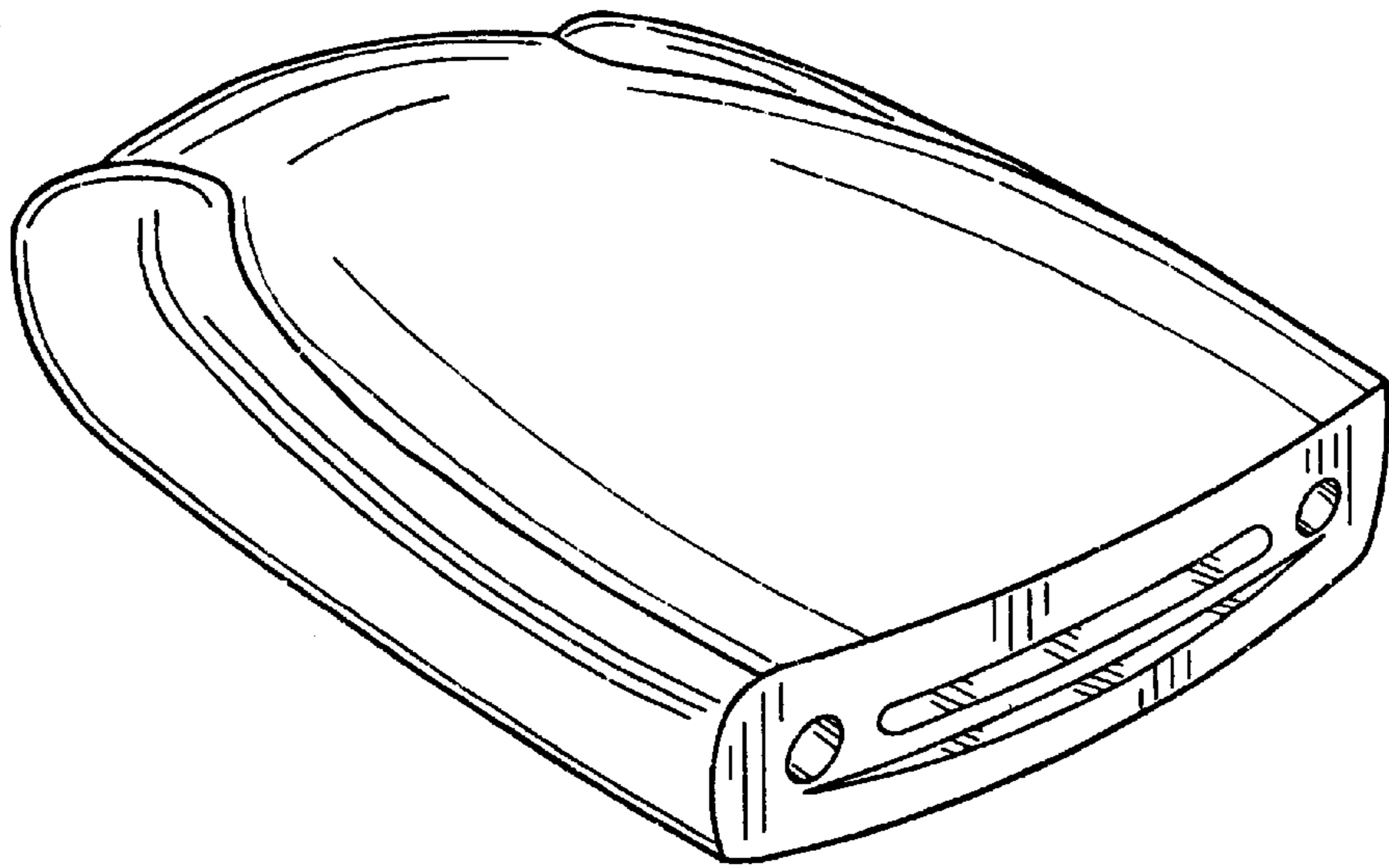


FIG. 1

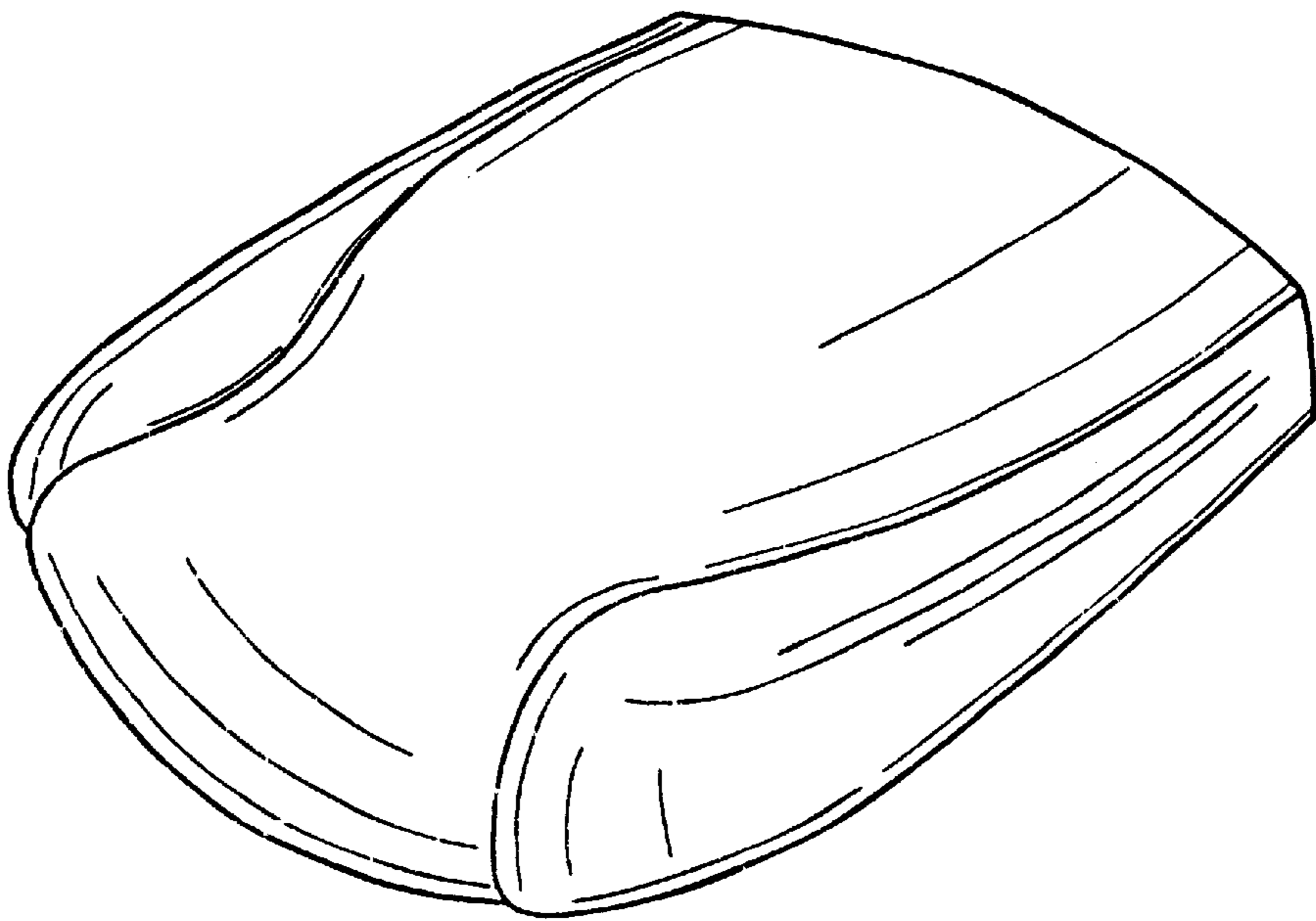
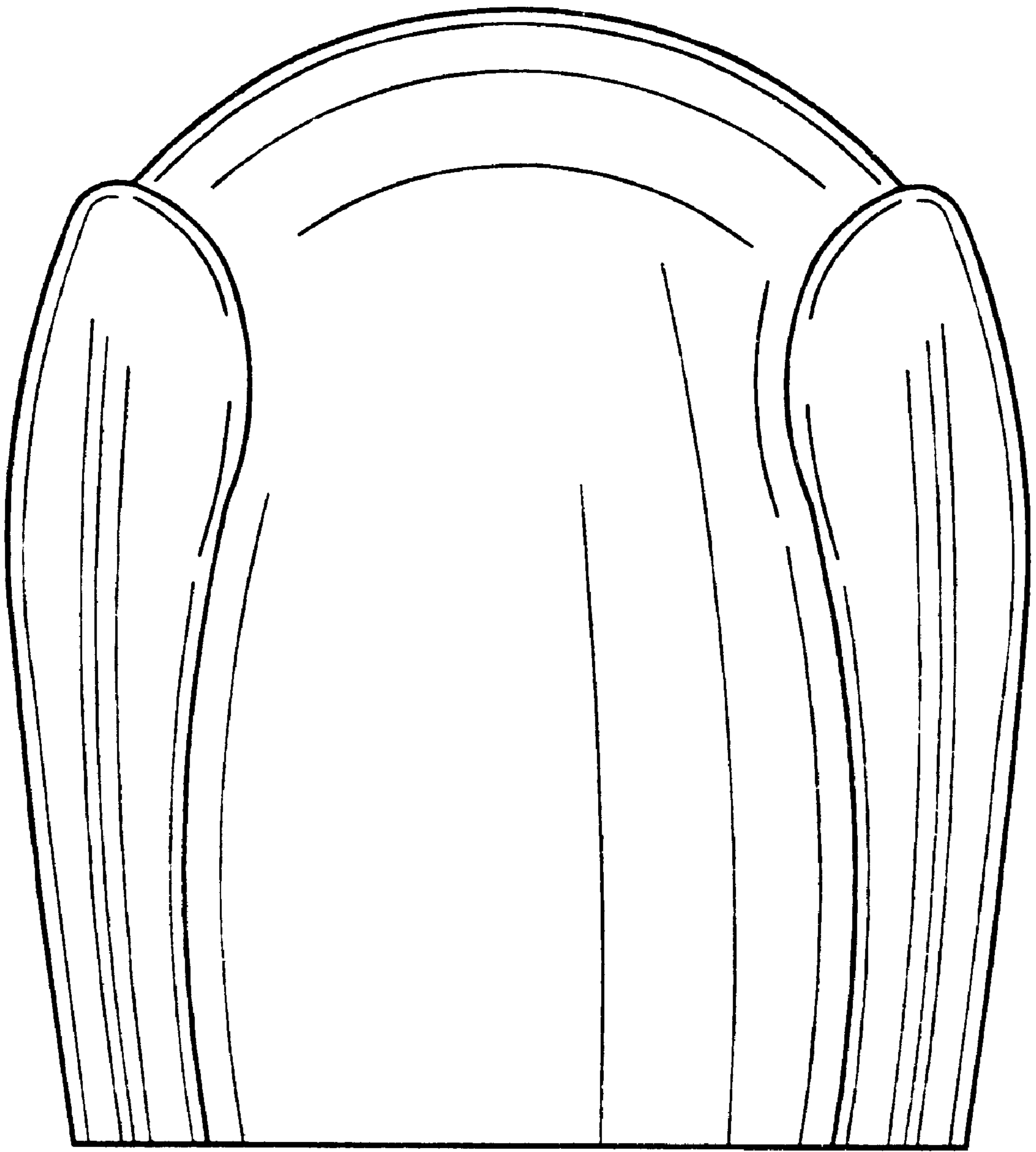


FIG. 2



**FIG. 3**




FIG. 4




FIG. 5




FIG. 6




FIG. 7