



US00D458909S

(12) **United States Design Patent**
Zhai et al.

(10) **Patent No.:** **US D458,909 S**

(45) **Date of Patent:** **** Jun. 18, 2002**

(54) **TELEVISION**

(75) Inventors: **Yili Zhai; Linghou Wang; Qunli Sun,**
all of Qingdao (CN)

(73) Assignee: **Qingdao Haier Electronic Co. Ltd.,**
Qingdao (CN)

(**) Term: **14 Years**

(21) Appl. No.: **29/125,885**

(22) Filed: **Jul. 5, 2000**

(51) **LOC (7) Cl.** **14-03**

(52) **U.S. Cl.** **D14/126**

(58) **Field of Search** D14/125-129,
D14/239, 371, 374-382; 312/7.2; 348/836,
838, 734; 455/151.1-151.4, 352-355

(56) **References Cited**

U.S. PATENT DOCUMENTS

D297,010 S * 8/1988 Takahashi et al. D14/126
D306,289 S * 2/1990 Lee D14/126

D308,365 S * 6/1990 Takechi D14/126
D324,043 S * 2/1992 Nakahara et al. D14/126
D362,847 S * 10/1995 Asanuma et al. D14/126

* cited by examiner

Primary Examiner—Raphael Barkai

(74) *Attorney, Agent, or Firm*—Birch, Stewart, Kolasch &
Birch, LLP


(57) **CLAIM**

The ornamental design for a television, as shown and
described.

DESCRIPTION

FIG. 1 is a perspective view of a television showing our new
design;
FIG. 2 is a front elevational view thereof;
FIG. 3 is a left side elevational view thereof;
FIG. 4 is a right side elevational view thereof;
FIG. 5 is a top plan view thereof; and,
FIG. 6 is a bottom view thereof.

1 Claim, 3 Drawing Sheets






FIG. 1




FIG. 2




FIG. 3




FIG. 4




FIG. 5




FIG. 6