



US00D458894S

(12) **United States Design Patent** (10) **Patent No.:** **US D458,894 S**  
**Ratliff, Jr.** (45) **Date of Patent:** **\*\* Jun. 18, 2002**

(54) **TIRE TREAD**

(75) Inventor: **Billy Joe Ratliff, Jr.**, Akron, OH (US)

(73) Assignee: **The Goodyear Tire & Rubber Company**, Akron, OH (US)

(\*\*) Term: **14 Years**

(21) Appl. No.: **29/153,102**

(22) Filed: **Dec. 21, 2001**

(51) **LOC (7) Cl.** ..... **12-15**

(52) **U.S. Cl.** ..... **D12/552**

(58) **Field of Search** ..... D12/505, 519,  
D12/520, 521, 522, 523, 551, 552, 553,  
554, 555, 586, 587, 588, 589, 590, 591;  
152/209.1, 209.8, 209.9, 209.13, 209.18,  
209.25, 209.28, 455

(56) **References Cited**

**U.S. PATENT DOCUMENTS**

D366,020 S \* 1/1996 Himuro et al. .... D12/552  
D390,512 S \* 2/1998 Eromaki ..... D12/553  
6,213,180 B1 \* 4/2001 Himuro ..... 152/209.15

**OTHER PUBLICATIONS**

Bridgestone Potenza S-02 Pole Position Tire, 2000 Tread Design Guide, Jan. 2000, p. 16. 2/3.\*

\* cited by examiner

*Primary Examiner*—Robert M. Spear

(74) *Attorney, Agent, or Firm*—David L. King

(57) **CLAIM**

The ornamental design for a tire tread, as shown and described.

**DESCRIPTION**

FIG. 1 is a perspective view of a tire tread showing our new design, it being understood that the pattern repeats uniformly throughout the circumference of the tread;

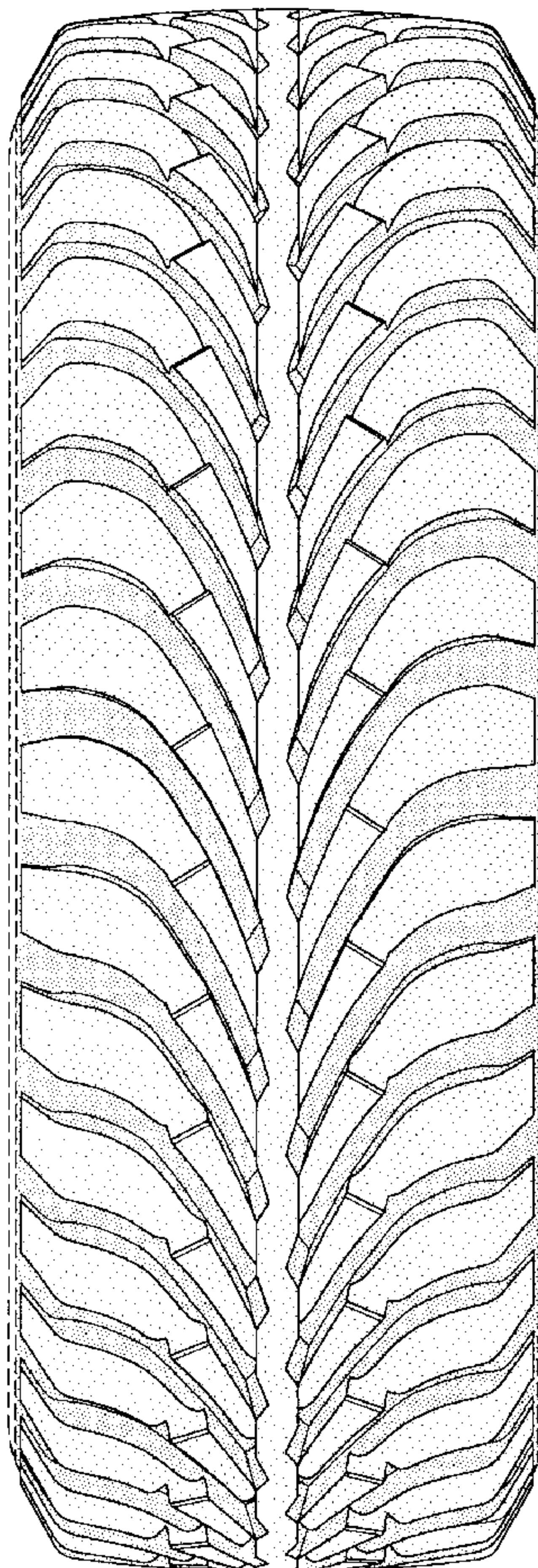
FIG. 2 is a front elevational view thereof;

FIG. 3 is a side elevational view thereof; the opposite side elevational view being a mirror image thereof; and,

FIG. 4 is an enlarged fragmentary perspective view.

In the drawings, the broken lines defining the sidewall and inner bead and the peripheral boundary between the tire tread and the sidewall are for illustrative purposes only and form no part of the claimed design.

**1 Claim, 4 Drawing Sheets**



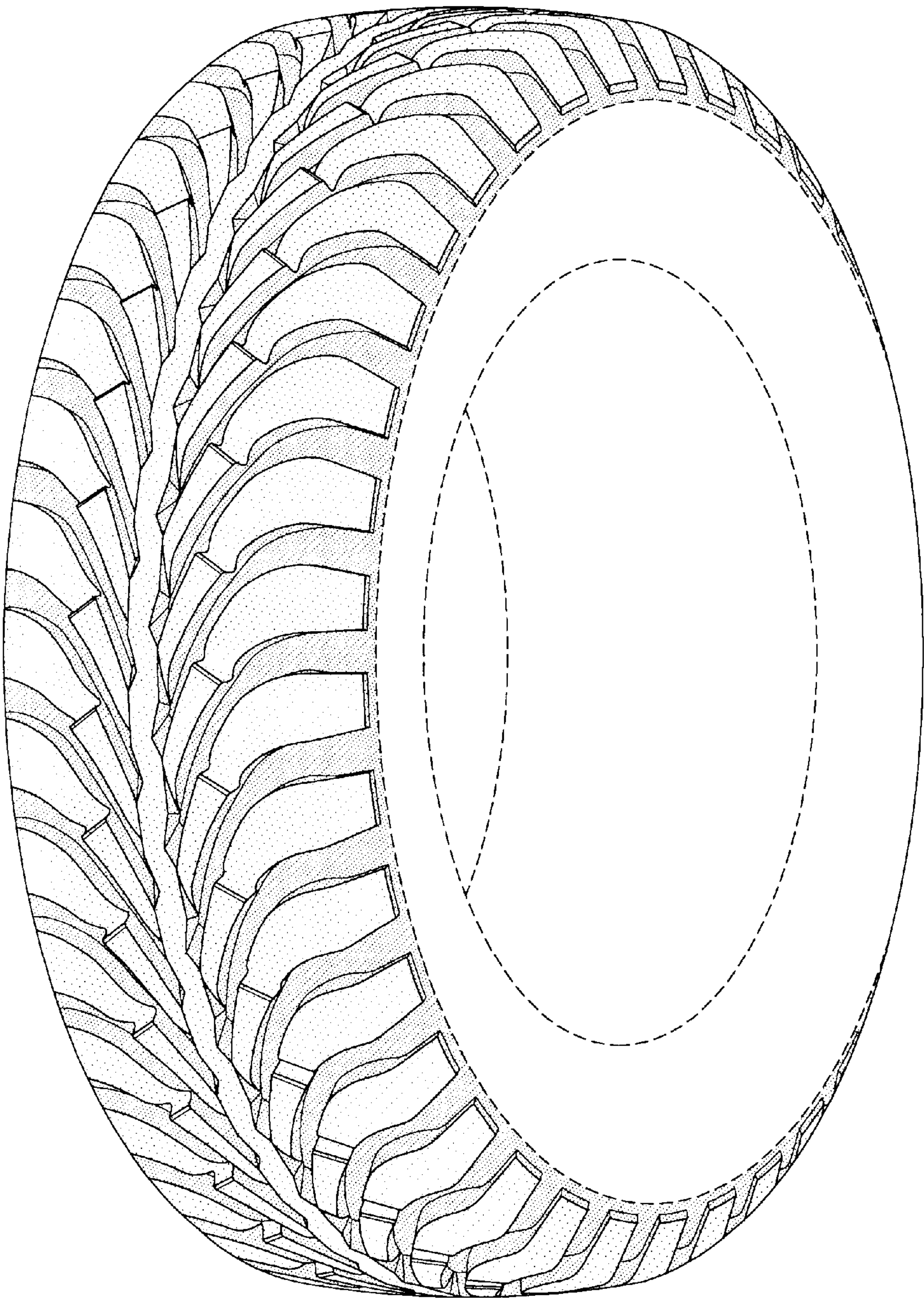


FIG-1



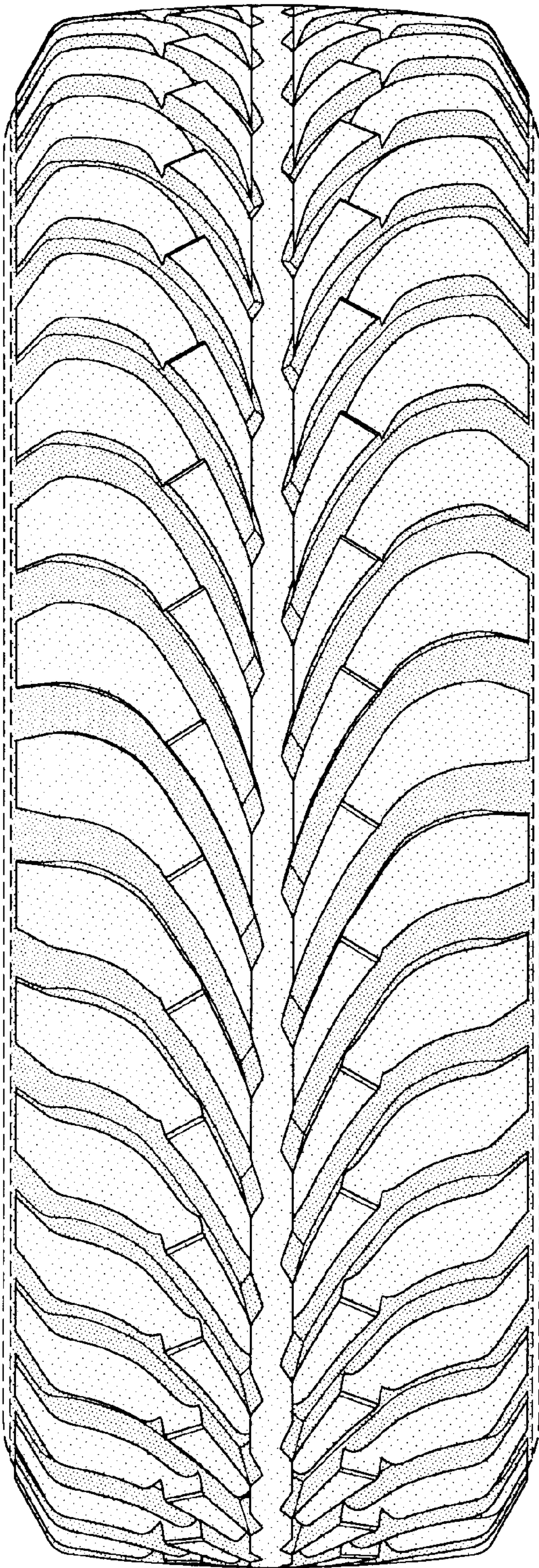


FIG-2

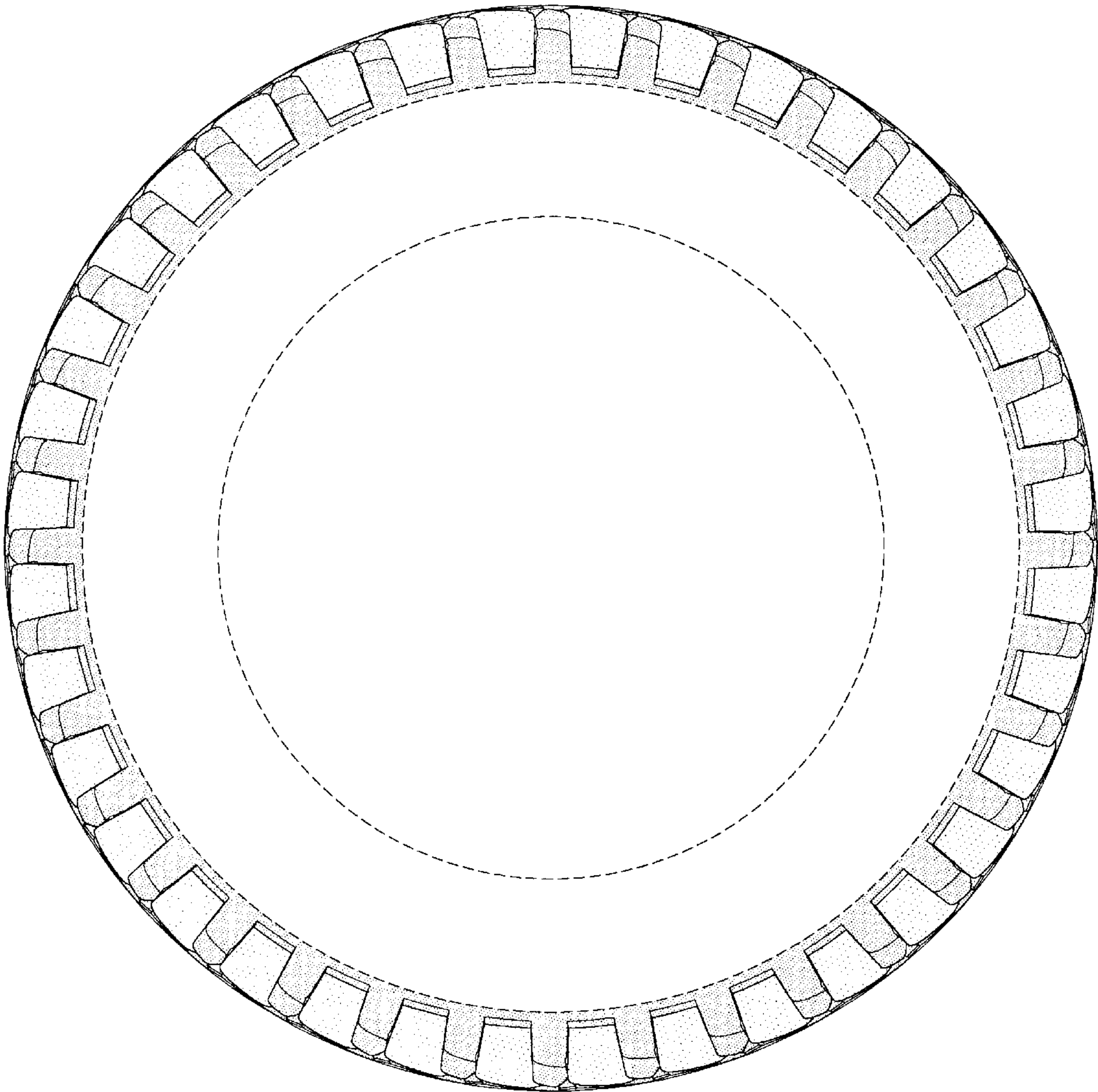


FIG-3



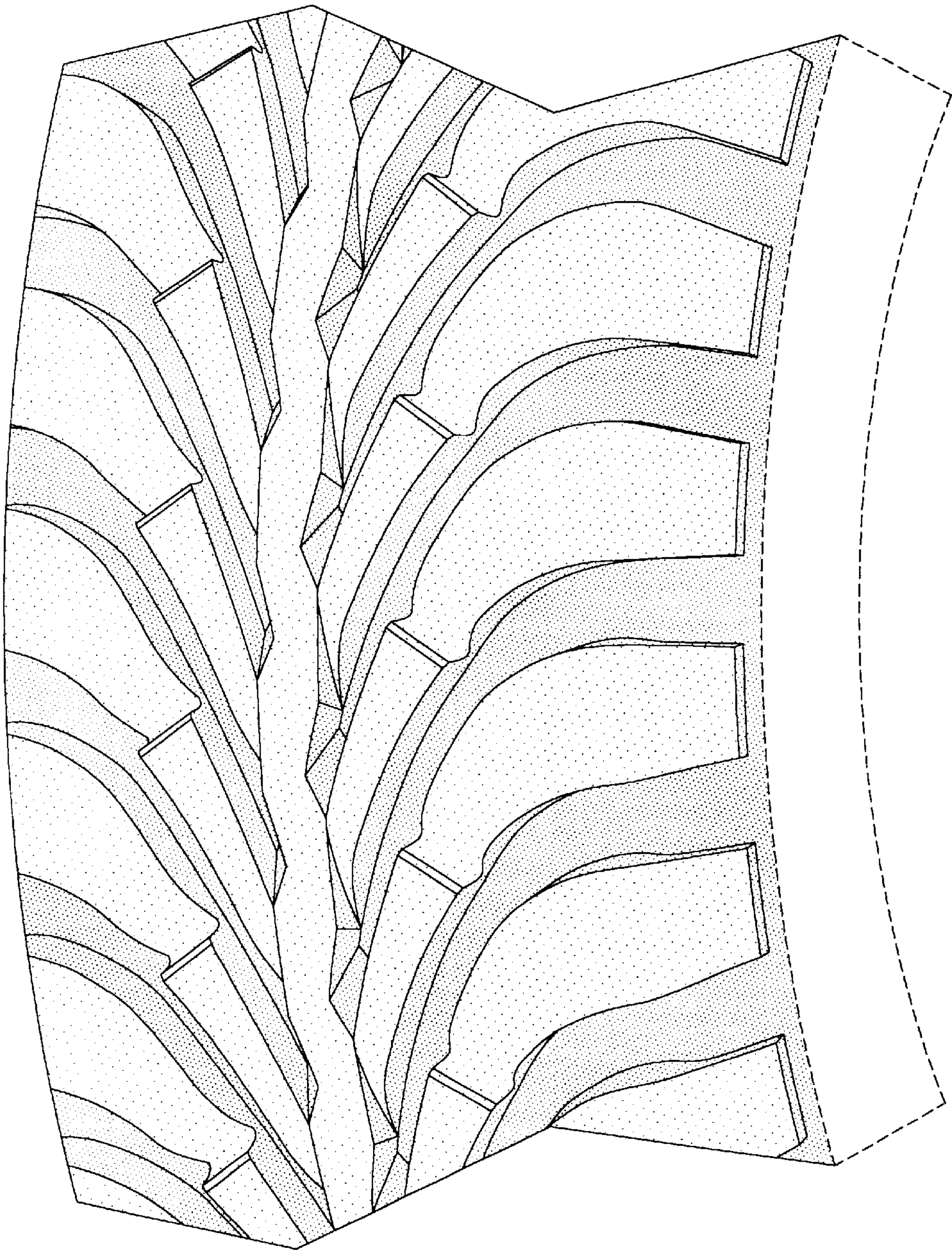


FIG-4