



US00D458875S

(12) **United States Design Patent**  
**Maher et al.**

(10) **Patent No.:** **US D458,875 S**  
(45) **Date of Patent:** **\*\* Jun. 18, 2002**

(54) **CAB OF A TRUCK VEHICLE**

(75) Inventors: **David Lawrence Maher**, Fort Wayne;  
**Kris Kent Timmermann**, Huntertown;  
**Robert McKee Zimmerman**,  
Kendallville; **Larry Reynard**; **Marcey**  
**Kristine Collins**, both of Fort Wayne,  
all of IN (US)

(73) Assignee: **International Truck Intellectual**  
**Property Company, L.L.C.**,  
Warrenville, IL (US)

(\*\*) Term: **14 Years**

(21) Appl. No.: **29/147,663**

(22) Filed: **Aug. 30, 2001**

(51) **LOC (7) Cl.** ..... **12-16**

(52) **U.S. Cl.** ..... **D12/96**

(58) **Field of Search** ..... D12/96, 97; 296/190,  
296/27; 180/89.12, 89.14, 89.16

(56) **References Cited**

**U.S. PATENT DOCUMENTS**

|            |        |                    |
|------------|--------|--------------------|
| D306,421 S | 3/1990 | Allendorph et al.  |
| D306,714 S | 3/1990 | Allendorph         |
| D307,126 S | 4/1990 | Allendorph et al.  |
| D328,273 S | 7/1992 | McGrew, Jr. et al. |
| D335,272 S | 5/1993 | Allendorph et al.  |

|            |          |                               |
|------------|----------|-------------------------------|
| D391,908 S | 3/1998   | Allendorph et al.             |
| D394,624 S | 5/1998   | Allendorph et al.             |
| D401,198 S | 11/1998  | Mueller et al.                |
| D403,285 S | 12/1998  | Abalos et al.                 |
| D403,620 S | 1/1999   | Abalos et al.                 |
| D403,637 S | 1/1999   | Abalos et al.                 |
| D444,737 S | * 7/2001 | Allendorph et al. .... D12/96 |
| D445,361 S | 7/2001   | Tirey et al.                  |

\* cited by examiner

*Primary Examiner*—Melody N. Brown

(74) *Attorney, Agent, or Firm*—Jeffrey P. Calfa; Neil T. Powell; Dennis Kelly Sullivan

(57) **CLAIM**

The ornamental design for a cab of a truck vehicle, as shown and described.

**DESCRIPTION**

FIG. 1 is a left, front perspective view of cab of a truck showing our new design shown installed on a truck, it may be understood that the broken lines are for illustrative purposes only and form no part of the claimed design;

FIG. 2 is a top plan view thereof;


FIG. 3 is a rear view thereof;

FIG. 4 is a front view thereof;

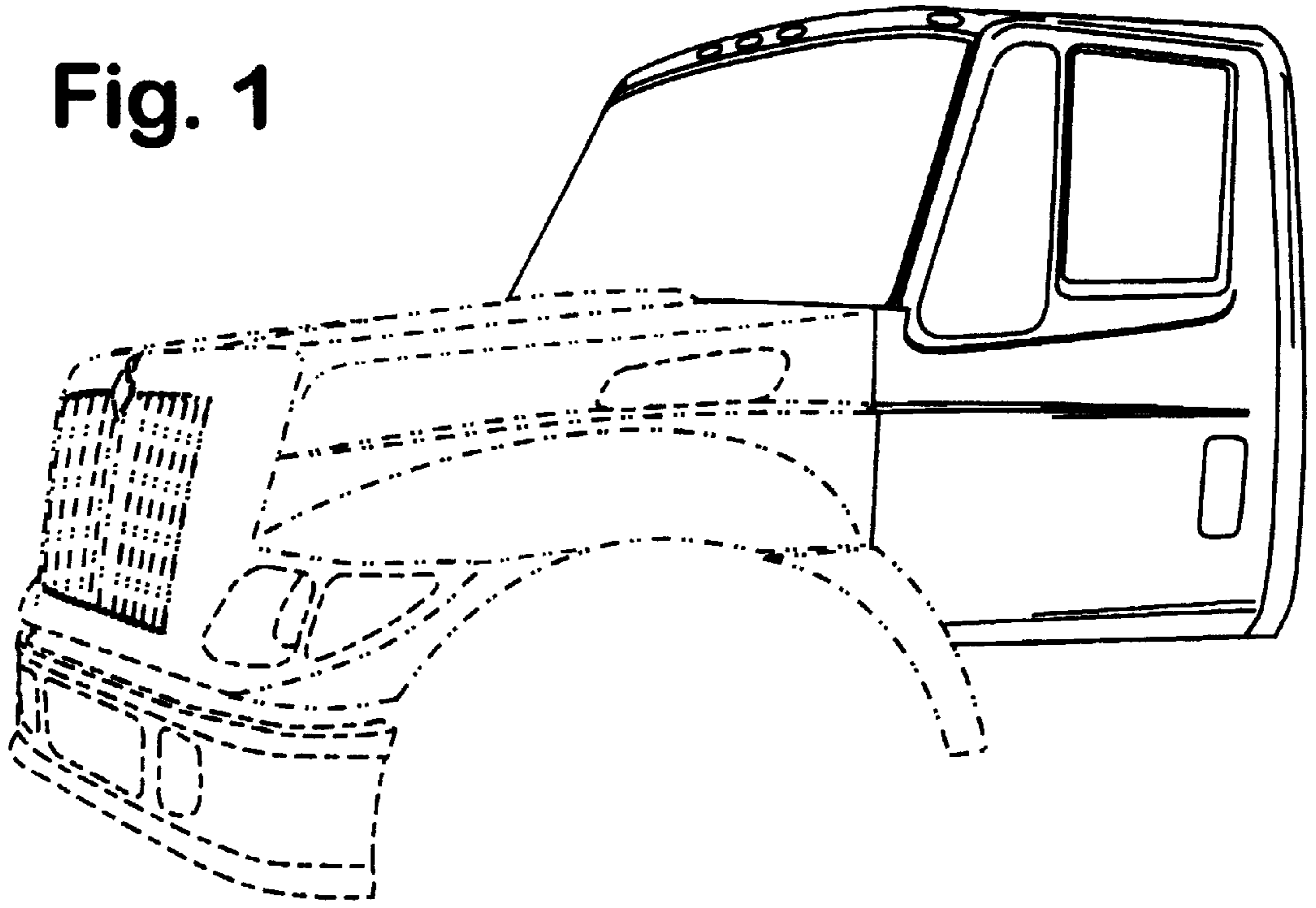
FIG. 5 is a left side view thereof; and,

FIG. 6 is a right side view thereof.

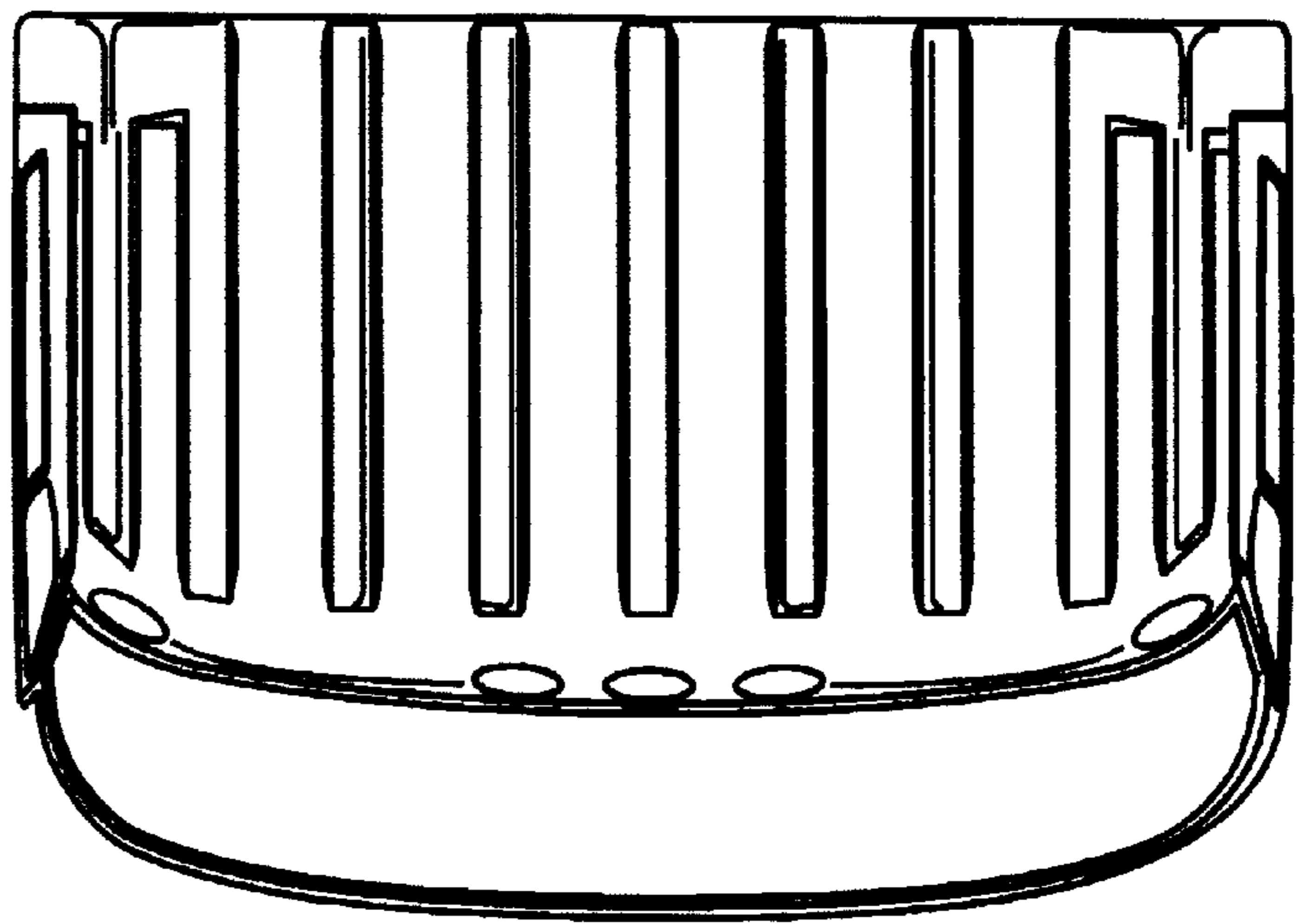
**1 Claim, 3 Drawing Sheets**




**Fig. 1**




**Fig. 2**




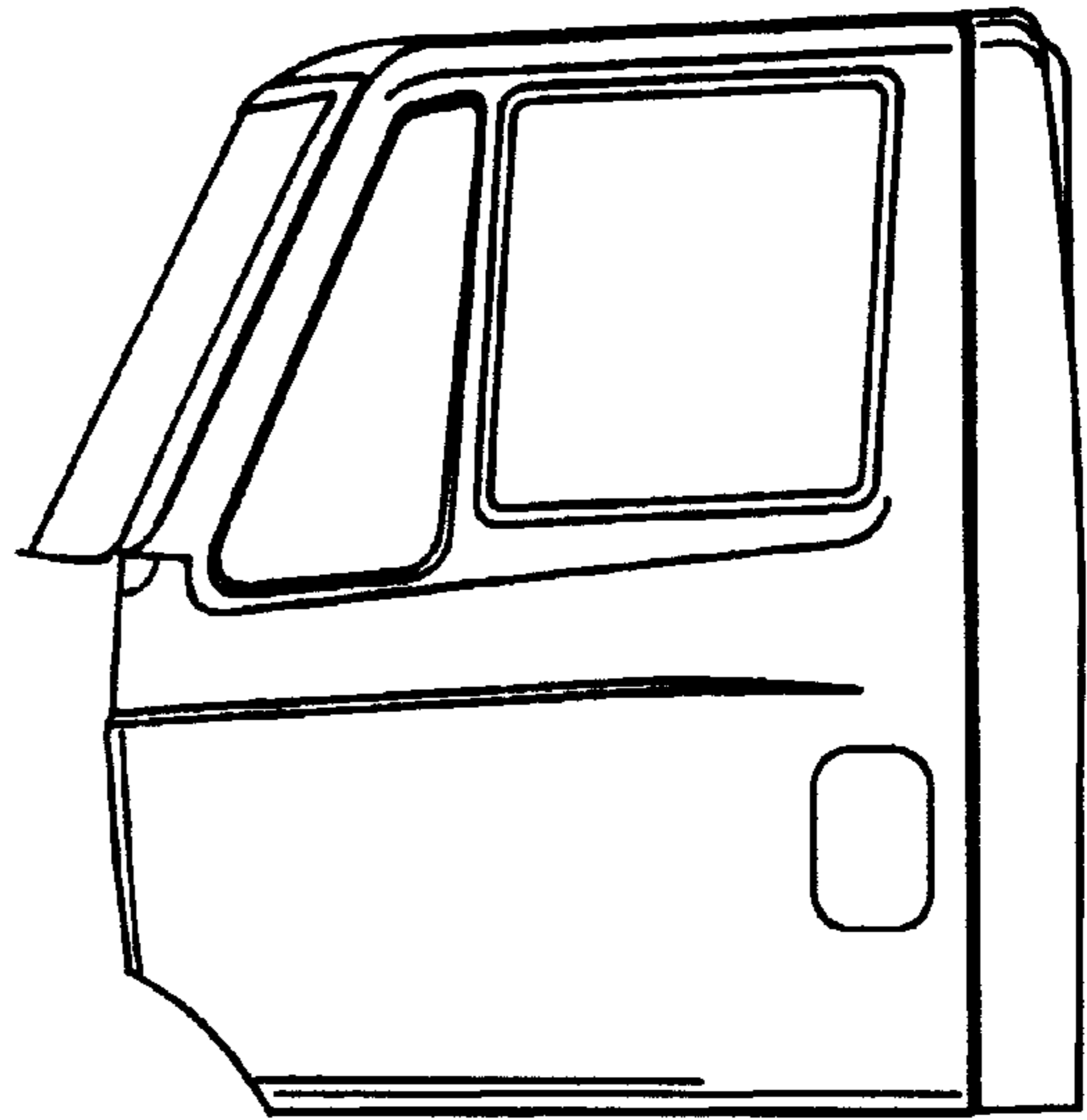


**Fig. 3**



**Fig. 4**

**FIG. 6**



**FIG. 5**