



US00D458874S

(12) **United States Design Patent**
Sakae et al.

(10) **Patent No.:** **US D458,874 S**
(45) **Date of Patent:** **** Jun. 18, 2002**

(54) **AUTOMOBILE**

(75) Inventors: **Masanari Sakae; Masao Saito**, both of Aichi-ken (JP)

(73) Assignee: **Toyota Jidosha Kabushiki Kaisha (JP)**

(**) Term: **14 Years**

(21) Appl. No.: **29/146,024**

(22) Filed: **Aug. 2, 2001**

(51) **LOC (7) Cl.** **12-08**

(52) **U.S. Cl.** **D12/92**

(58) **Field of Search** D12/86, 90-92;
296/185

(56) **References Cited**

U.S. PATENT DOCUMENTS

D396,022 S * 7/1998 Kim D12/92

D396,665 S * 8/1998 Cho D12/92

D421,934 S * 3/2000 Hunter et al. D12/92

OTHER PUBLICATIONS

2000 Cefiro, Automotive Guidebook of Japan, vol. 47, Oct. 20, 2000, p. 91.

2000 Aristo, Automotive Guidebook of Japan, vol. 47, Oct. 20, 2000, p. 112

* cited by examiner .

Primary Examiner—Melody N. Brown

(74) *Attorney, Agent, or Firm*—SAIDMAN DesignLaw Group

(57) **CLAIM**

The ornamental design for an automobile, as shown and described.

DESCRIPTION

FIG. 1 is a front perspective view of an automobile showing our new design;

FIG. 2 is a rear perspective view thereof;

FIG. 3 is a front view thereof;


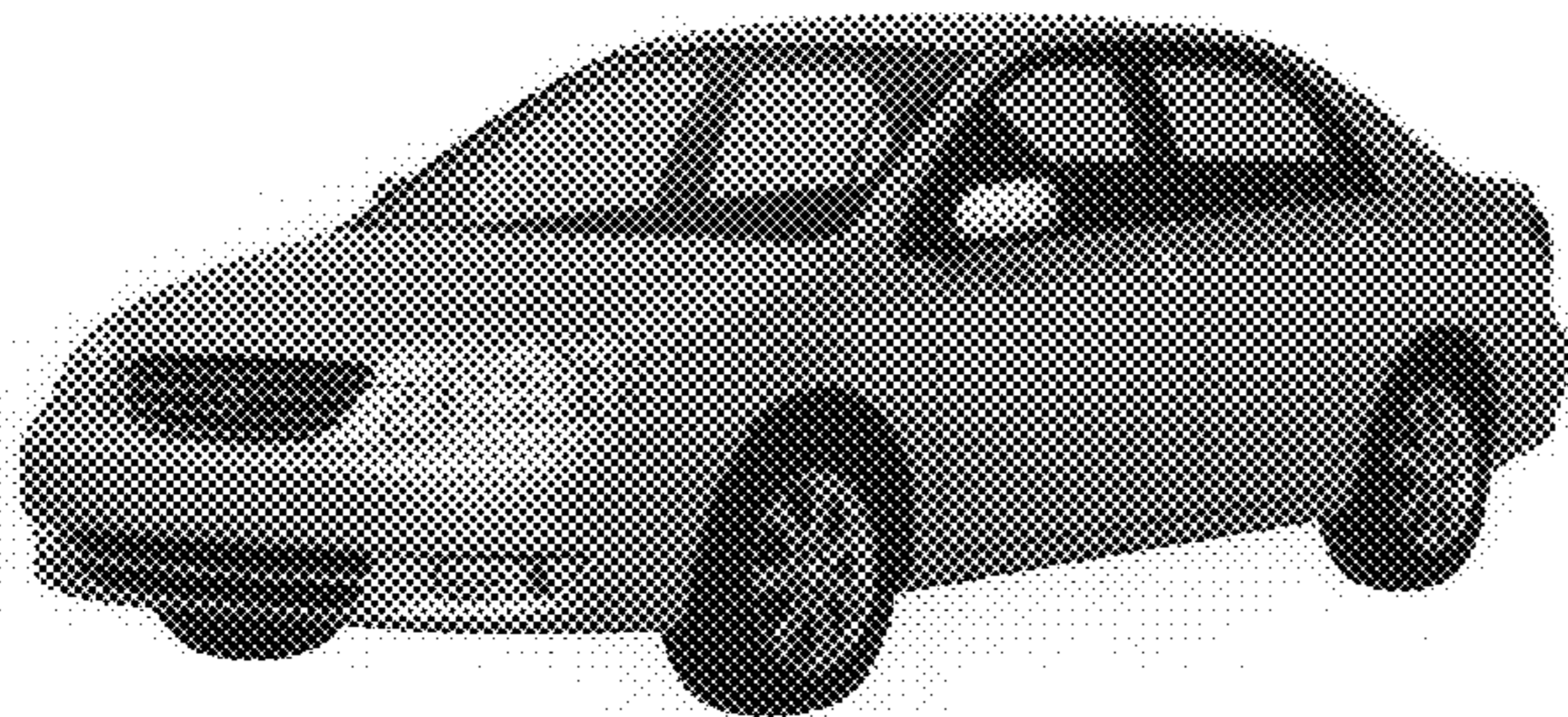
FIG. 4 is a rear view thereof;

FIG. 5 is a right side view thereof; the left side view being a mirror image with the exception of the fuel door which is not present in the left side view; and,

FIG. 6 is a top view thereof.

The bottom view is omitted since we do not regard it as part of our claimed design.

1 Claim, 3 Drawing Sheets






FIG. 1



FIG. 2



FIG. 3



FIG. 4




FIG. 5




FIG. 6