



US00D458853S

(12) **United States Design Patent**
Finazzi

(10) **Patent No.:** **US D458,853 S**

(45) **Date of Patent:** **** Jun. 18, 2002**

(54) **WATCH**

D422,514 S * 4/2000 Diltoer et al. D10/39
D435,457 S * 12/2000 Wunderman D10/30

(75) **Inventor:** **Pierre-André Finazzi**, La
Chaux-de-Fonds (CH)

* cited by examiner

(73) **Assignee:** **Waltham International SA**, Marin
(CH)

Primary Examiner—Nelson C. Holtje
(74) *Attorney, Agent, or Firm*—Sughrue Mion, PLLC

(**) **Term:** **14 Years**

(57) **CLAIM**

(21) **Appl. No.:** **29/142,192**

The ornamental design for a watch, as shown.

(22) **Filed:** **May 22, 2001**

DESCRIPTION

(30) **Foreign Application Priority Data**

Nov. 30, 2000 (XH) DMA/005 103

(51) **LOC (7) Cl.** **10-02**

(52) **U.S. Cl.** **D10/39**

(58) **Field of Search** D10/30-39, 122-132;
368/281-282, 276-277, 285

FIG. 1 is a perspective view of the front and one side of a watch showing my new design.

FIG. 2 is a front view thereof;

FIG. 3 is a rear view thereof;

FIG. 4 is a side view of said one side thereof;

FIG. 5 is a side view of the opposite side thereof;

FIG. 6 is an end view of one end thereof; and,

FIG. 7 is an end view of the opposite end thereof.

(56) **References Cited**

U.S. PATENT DOCUMENTS

D268,737 S * 4/1983 Perrin D10/39

1 Claim, 2 Drawing Sheets




FIG. 1




FIG. 2



FIG. 3




FIG. 4




FIG. 6




FIG. 5




FIG. 7

