

US00D458850S

(12) **United States Design Patent**
Fong

(10) **Patent No.:** **US D458,850 S**

(45) **Date of Patent:** **** Jun. 18, 2002**

(54) **ALARM CLOCK**

(75) Inventor: **Wai Hung Fong**, Kowloon (HK)

(73) Assignee: **Pollyflame International B.V.**,
Roelofarendsveen (NL)

(**) Term: **14 Years**

(21) Appl. No.: **29/125,343**

(22) Filed: **Jun. 22, 2000**

(30) **Foreign Application Priority Data**

Dec. 22, 1999 (XH) DM/050 245

(51) **LOC (7) Cl.** **10-01**

(52) **U.S. Cl.** **D10/18; D10/15**

(58) **Field of Search** D10/1, 2, 3-15,
D10/16-18, 19-40, 122-132; 368/10, 276,
277, 285, 316, 317

(56) **References Cited**

U.S. PATENT DOCUMENTS

4,508,459 A * 4/1985 Hashimoto et al. 368/276
D337,529 S * 7/1993 Shimamura D10/18

D346,966 S * 5/1994 Oyanagi et al. D10/2
D354,002 S * 1/1995 Kawashima D10/2
D375,902 S * 11/1996 Wong D10/15

OTHER PUBLICATIONS

Home Furnishings Daily, Housewares section, Jan. 1980, p. 80, see circled travel alarm, upper left.*

* cited by examiner

Primary Examiner—Martie K. Holtje

(74) *Attorney, Agent, or Firm*—Altera Law Group, LLC

(57) **CLAIM**

The ornamental design for a alarm clock, as shown and described.

DESCRIPTION

FIG. 1 is a perspective partially opened view of the alarm clock.

FIG. 2 is a completely opened front view thereof.


FIG. 3 is a completely opened rear view thereof.

FIG. 4 is a closed perspective view thereof.

FIG. 5 is a right side view thereof; and,

FIG. 6 is a left side view thereof.

1 Claim, 6 Drawing Sheets






FIGURE 1




FIGURE 2




FIGURE 3




FIGURE 4




FIGURE 5




FIGURE 6