



US00D458848S

(12) **United States Design Patent**  
**Tompkins**

(10) **Patent No.:** **US D458,848 S**

(45) **Date of Patent:** **\*\* Jun. 18, 2002**

(54) **FRAGRANCE BOTTLE**

(75) **Inventor:** **Gerald Lewin Tompkins**, San Antonio, TX (US)

(73) **Assignee:** **TristarUSA, Inc.**, Pleasonton, TX (US)

(\*\*) **Term:** **14 Years**

(21) **Appl. No.:** **29/132,551**

(22) **Filed:** **Nov. 10, 2000**

(51) **LOC (7) Cl.** ..... **09-01**

(52) **U.S. Cl.** ..... **D9/529; D9/538; D9/556**

(58) **Field of Search** ..... D9/338, 516, 521, D9/529, 549, 569, 572, 575, 556; 220/671-672, 770-772; 222/212-213, 210, 215; 215/381-384, 396, 398

(56) **References Cited**

**U.S. PATENT DOCUMENTS**

D176,226 S	*	11/1955	Morris	.....	D9/529
D214,426 S	*	6/1969	Osborn	.....	D9/529
D237,943 S	*	12/1975	Alemagna	.....	D9/523
D289,565 S	*	4/1987	Mann	.....	D28/10
D320,739 S	*	10/1991	Camus	.....	D9/515
D321,930 S	*	11/1991	Dinand	.....	D23/360
D329,983 S	*	10/1992	Griffin et al.	.....	D9/504
D336,432 S	*	6/1993	Vitrac	.....	D9/522
D342,341 S	*	12/1993	Gentile et al.	.....	D28/7

D343,361 S	*	1/1994	More	.....	D9/529
D345,918 S	*	4/1994	Chevassus	.....	D9/529
D345,919 S	*	4/1994	Chevassus	.....	D9/529
D363,431 S	*	10/1995	Mansau	.....	D9/557
D367,608 S	*	3/1996	Stranders	.....	D9/424
D373,536 S	*	9/1996	Kokenge et al.	.....	D9/529
D381,469 S	*	7/1997	Bertolini et al.	.....	D28/76
D392,561 S	*	3/1998	Markey et al.	.....	D9/341
D402,199 S	*	12/1998	Saunders	.....	D9/338
D423,363 S	*	4/2000	Loughnane	.....	D9/529
D437,232 S	*	2/2001	Jones	.....	D9/539
D438,790 S	*	3/2001	Holthaus	.....	D9/338
D441,283 S	*	5/2001	Crawford	.....	D9/338

\* cited by examiner

*Primary Examiner*—Ted Shooman

*Assistant Examiner*—Carol Rademaker

(74) *Attorney, Agent, or Firm*—Jackson Walker L.L.P.

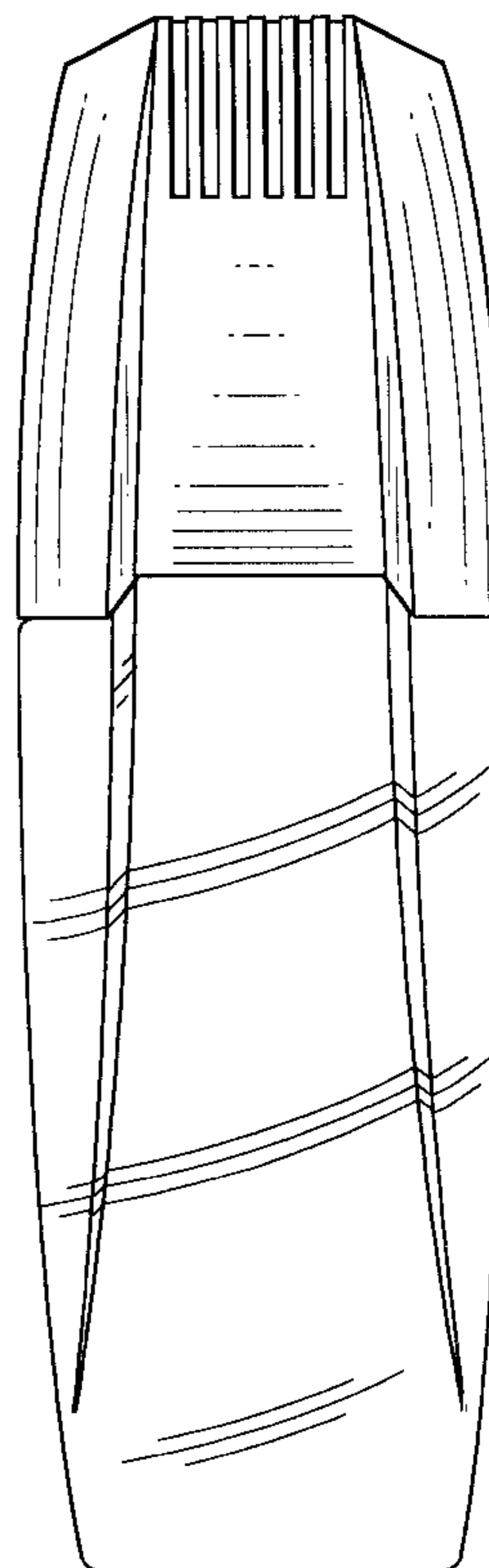
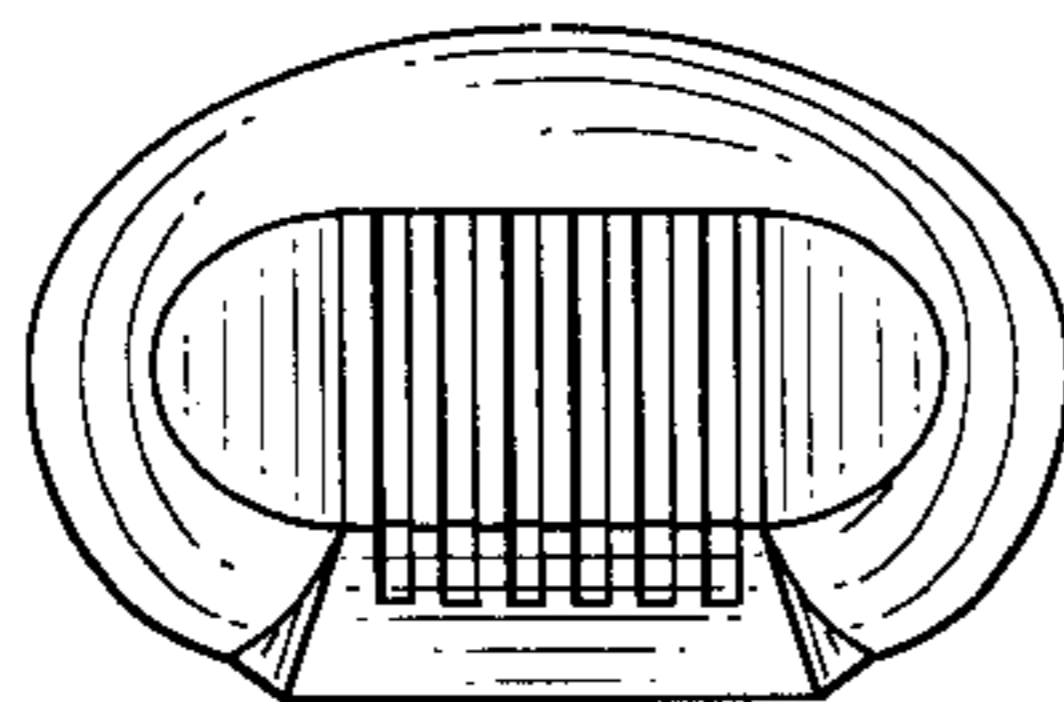
(57) **CLAIM**

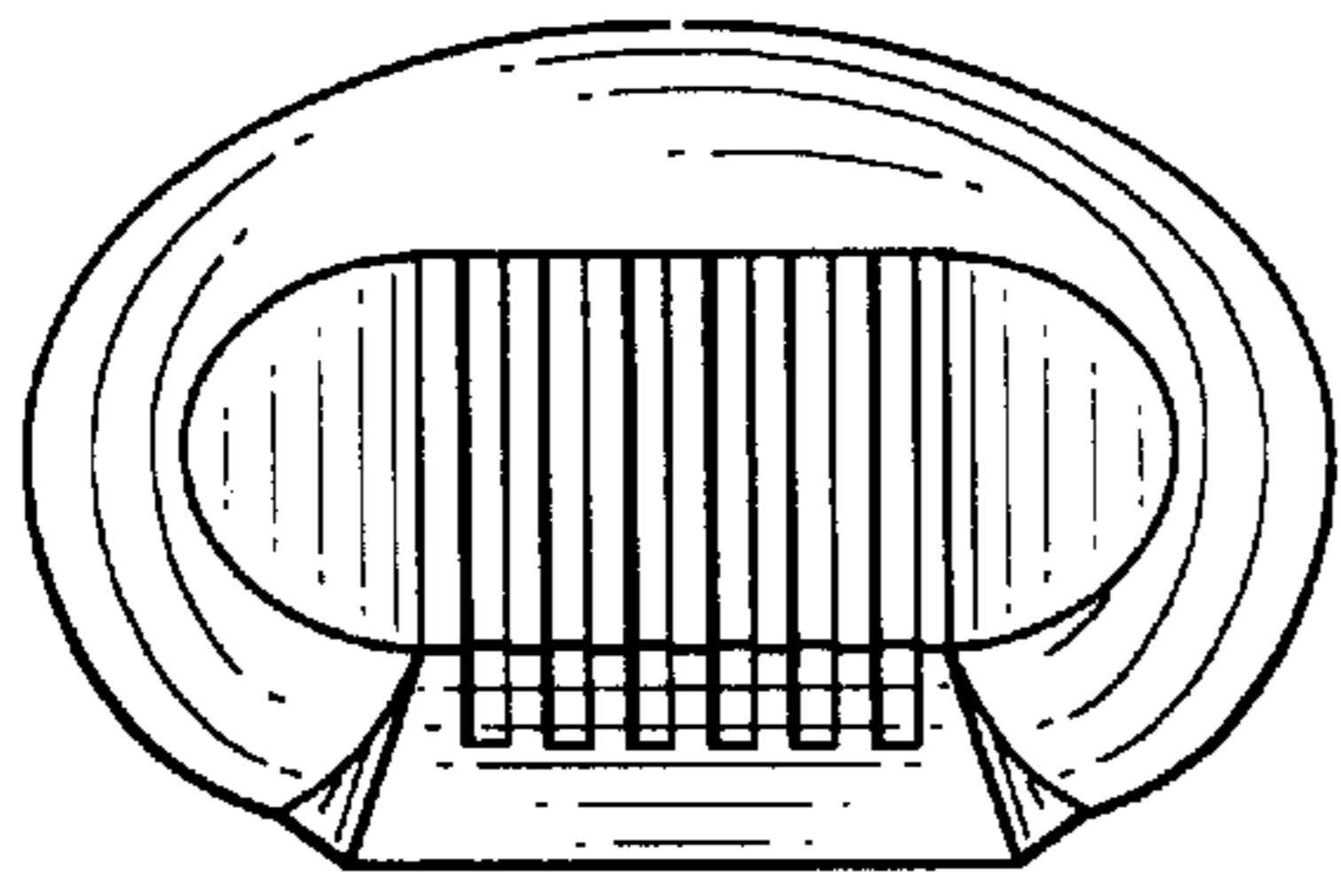
The ornamental design for a fragrance bottle, as shown.

**DESCRIPTION**

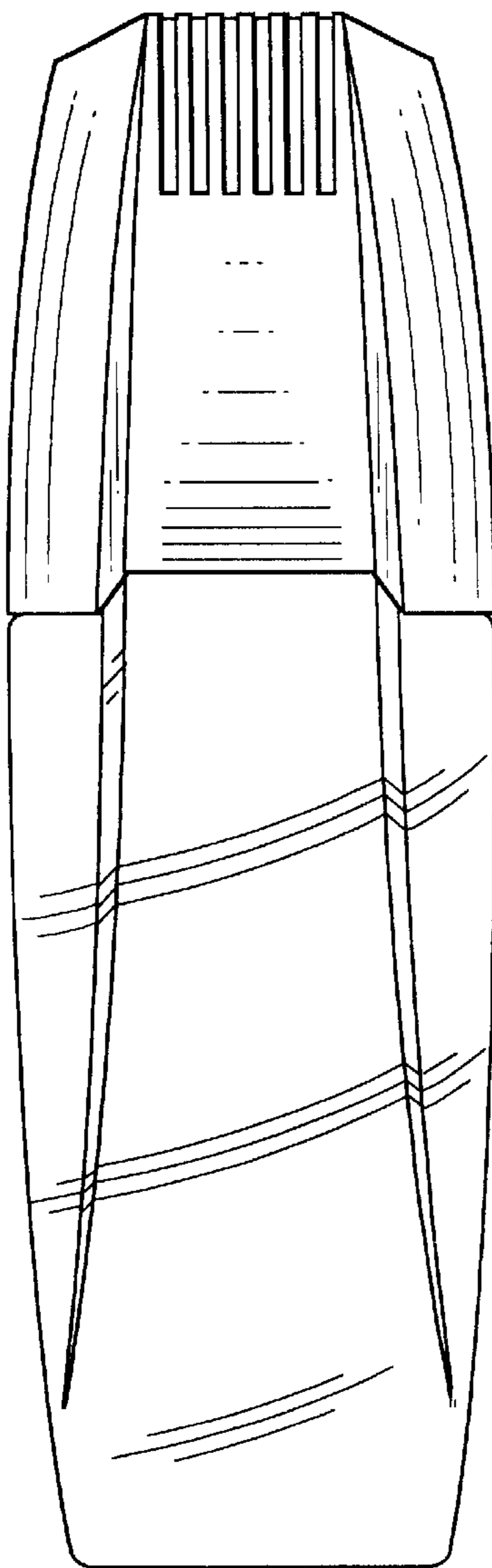
FIG. 1 is a top view of the fragrance bottle.  
FIG. 2 is a front view thereof.  
FIG. 3 is a view of the right side thereof.  
FIG. 4 is a rear view thereof.  
FIG. 5 is a left side view thereof; and,  
FIG. 6 is a bottom view thereof.

**1 Claim, 2 Drawing Sheets**

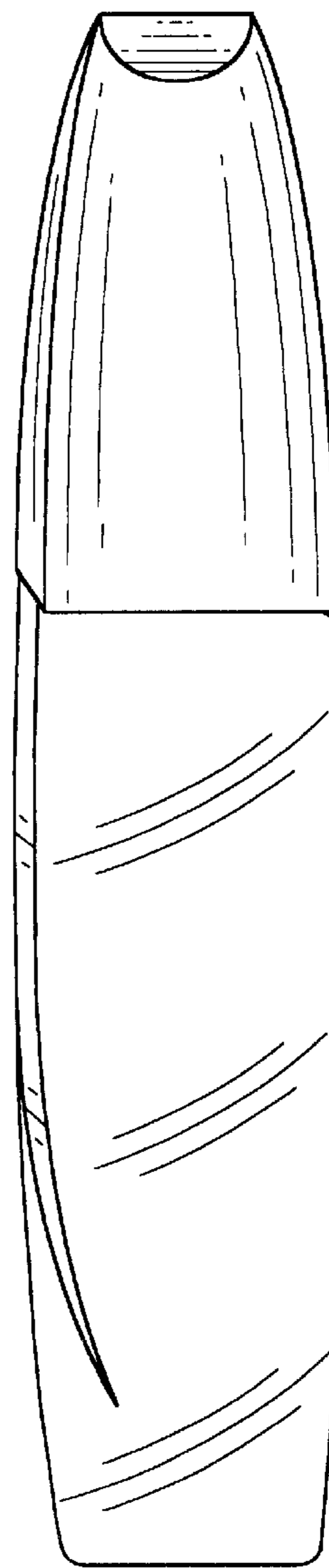




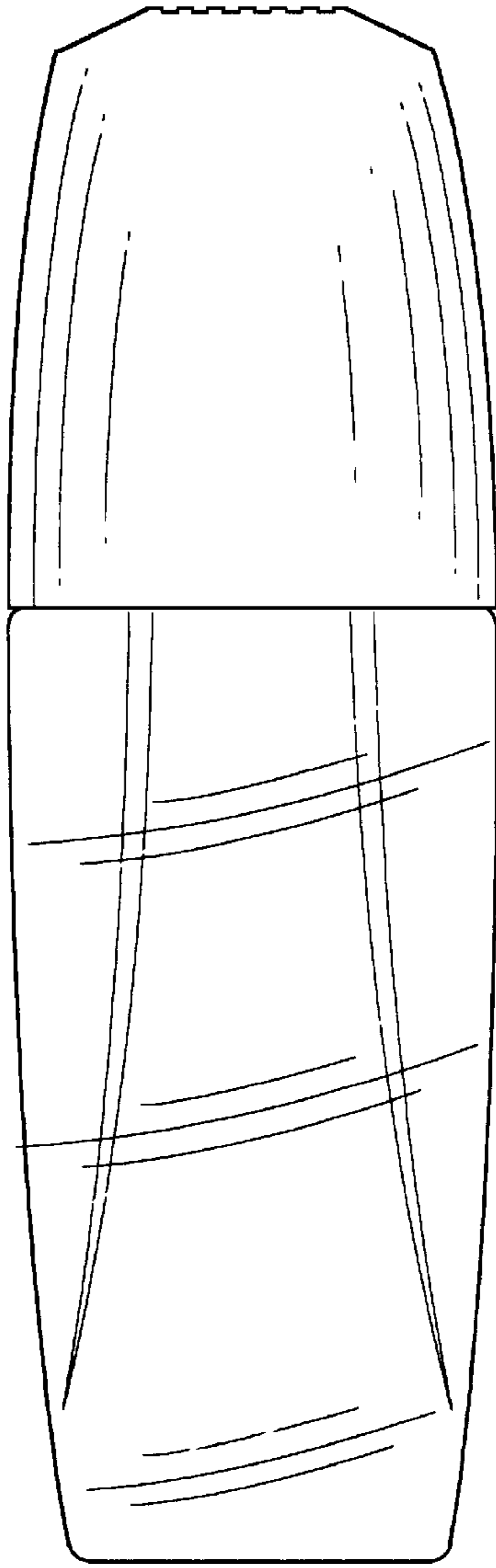
**Fig. 1**



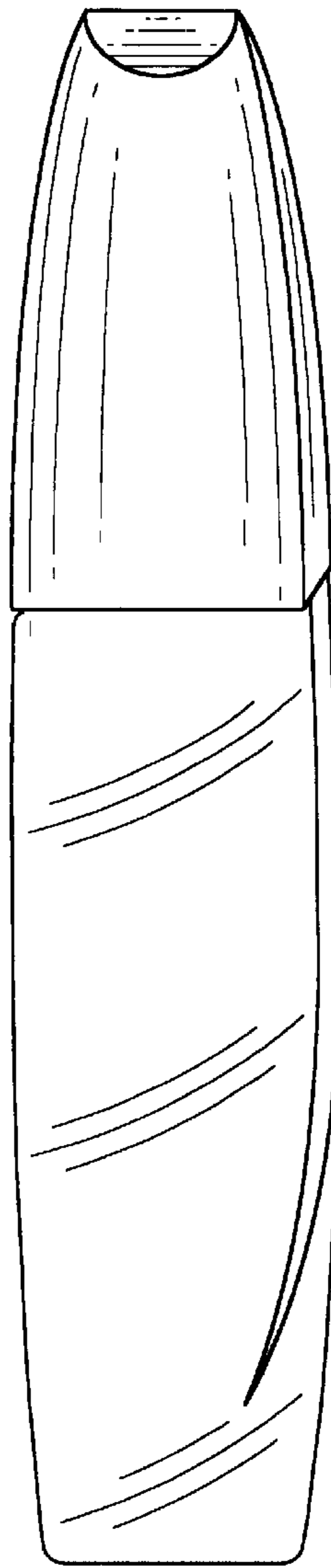
**Fig. 2**



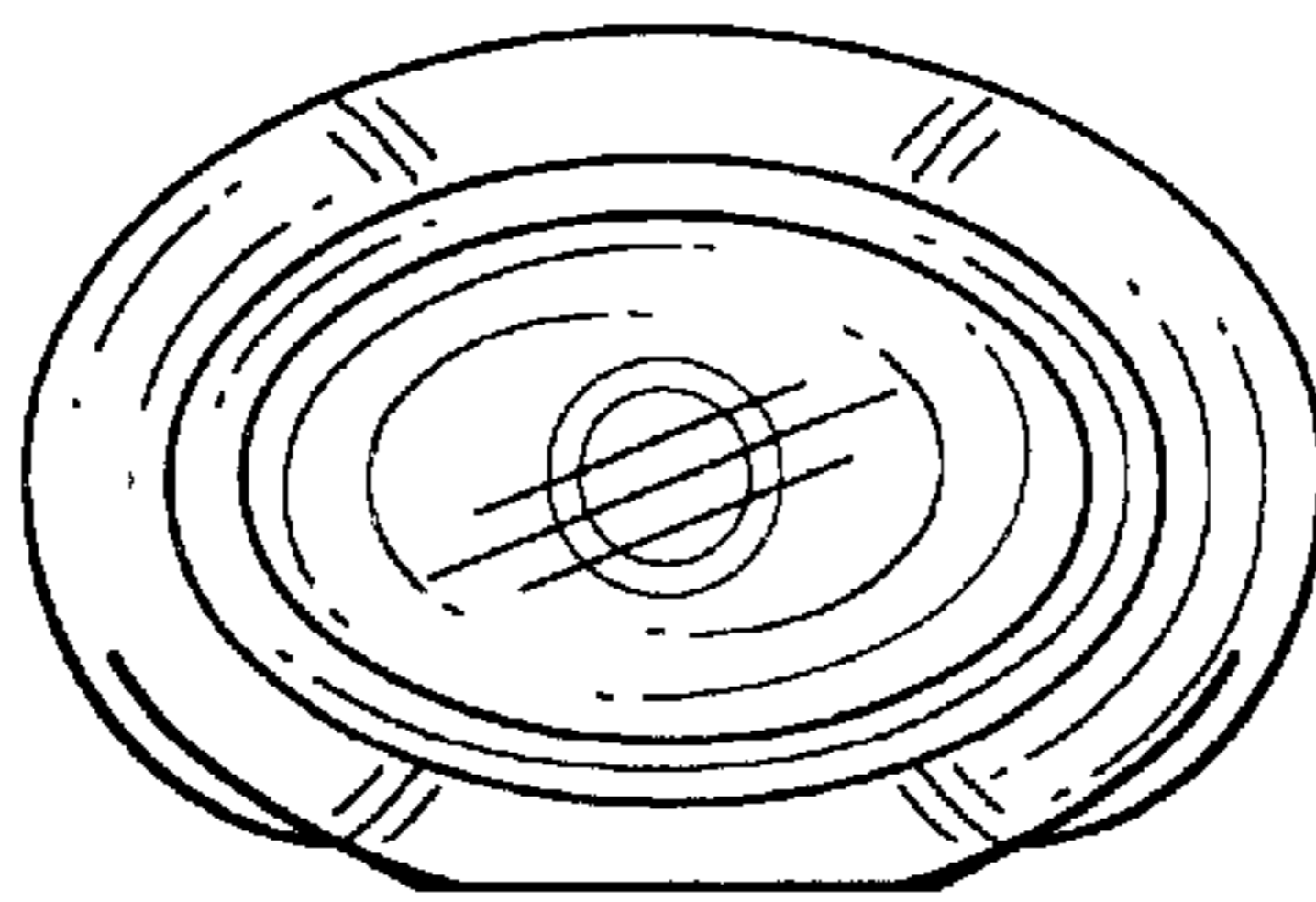
**Fig. 3**



**Fig. 4**



**Fig. 5**



**Fig. 6**