



US00D458833S

(12) **United States Design Patent**
Crawford

(10) **Patent No.:** **US D458,833 S**

(45) **Date of Patent:** **** Jun. 18, 2002**

(54) **BOTTLE WITH PUMP**

(75) **Inventor:** **John C. Crawford, Mahopac, NY (US)**

(73) **Assignee:** **Colgate Palmolive, New York, NY (US)**

(**) **Term:** **14 Years**

(21) **Appl. No.:** **29/145,640**

(22) **Filed:** **Jul. 26, 2001**

(51) **LOC (7) Cl.** **09-01**

(52) **U.S. Cl.** **D9/300; D9/550**

(58) **Field of Search** **D9/300, 530, 542, D9/543, 558, 573, 574, 550; 215/371; 222/153.13, 321.1-321.9, 382, 383.1, 384, 531, 533, 534**

(56) **References Cited**

U.S. PATENT DOCUMENTS

D346,744 S * 5/1994 Ford et al. D9/542
D352,460 S * 11/1994 Sherman et al. D9/542

5,542,585 A * 8/1996 Peters et al. 222/531
D376,310 S * 12/1996 Crawford D9/300
D384,285 S * 9/1997 D'Amico et al. D9/542
D407,304 S * 3/1999 Crawford D9/300

* cited by examiner

Primary Examiner—Nanda Bondade

(74) *Attorney, Agent, or Firm*—Michael J. McGreal

(57) **CLAIM**

The ornamental design for a bottle with pump, as shown and described.

DESCRIPTION

FIG. 1 is a perspective view of the bottle with pump of my design.

FIG. 2 is a front elevation view thereof, the rear elevation view being a mirror image thereof.

FIG. 3 is a right side elevation view thereof.

FIG. 4 is a left side elevation view thereof.

FIG. 5 is a top plan view thereof; and,

FIG. 6 is a bottom plan view thereof.

1 Claim, 4 Drawing Sheets





FIG. 1

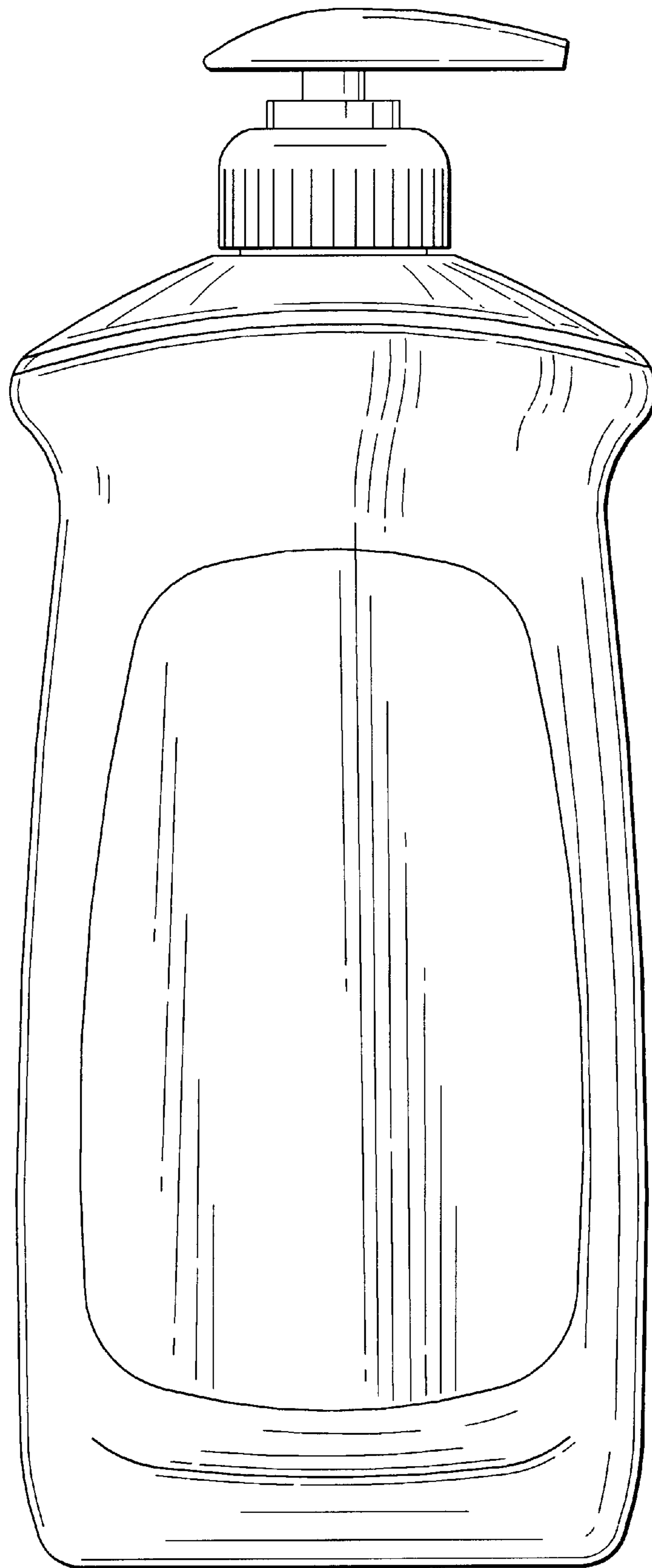


FIG. 2

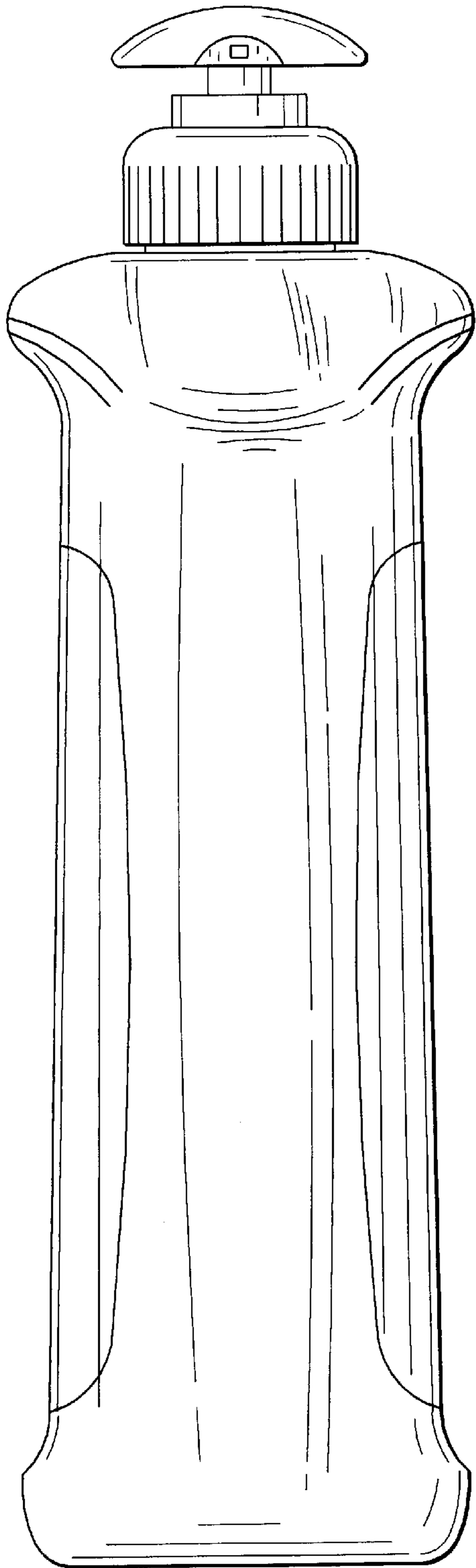


FIG. 3

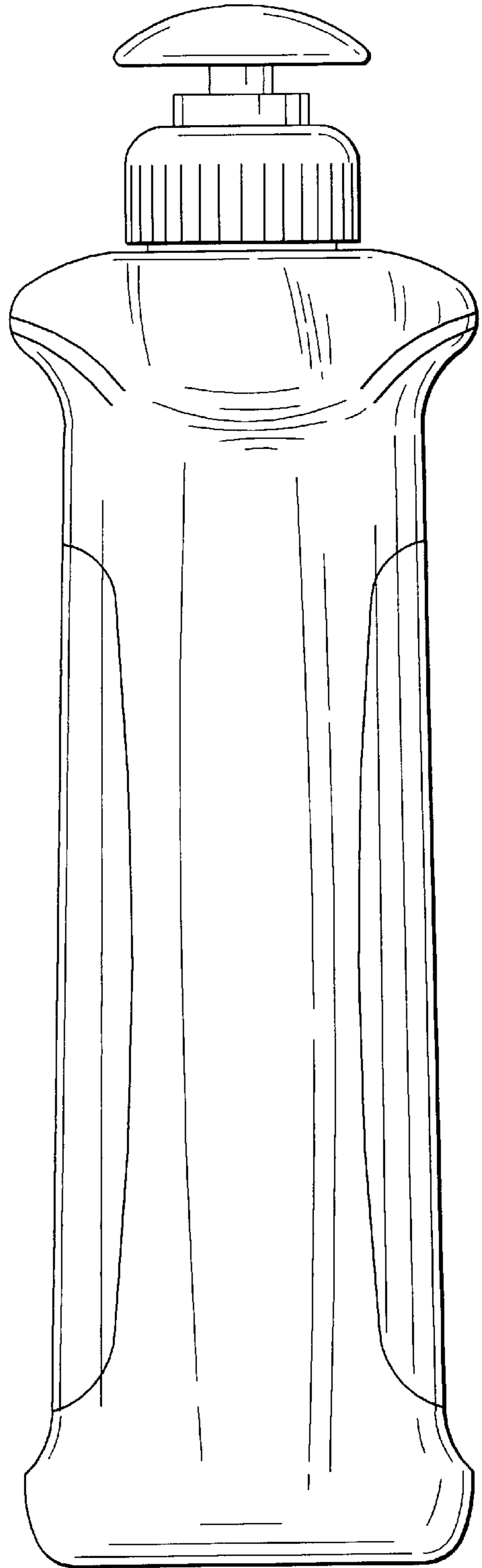


FIG. 4

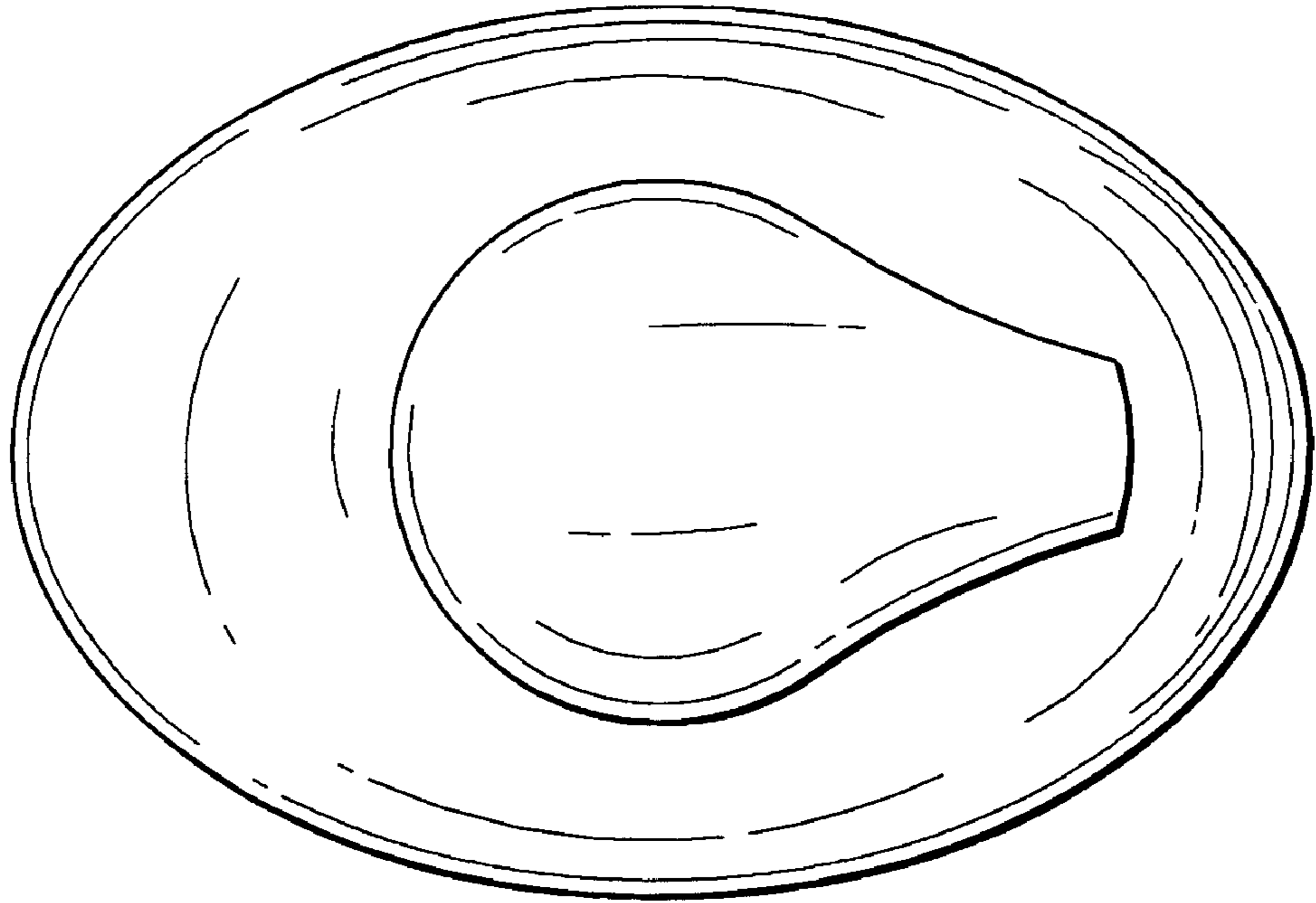


FIG. 5

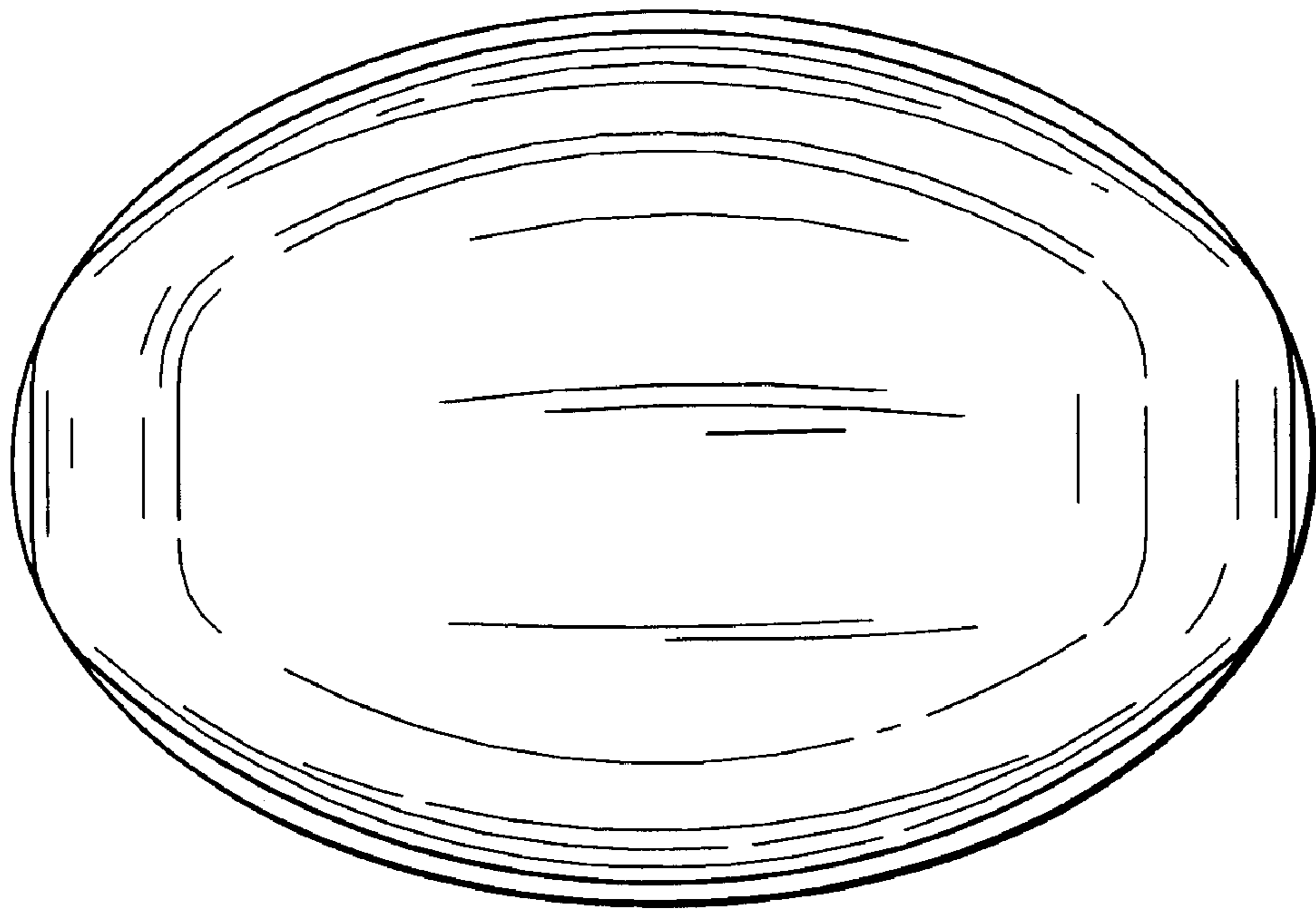


FIG. 6