



US00D458813S

(12) **United States Design Patent**
Goodman et al.

(10) **Patent No.:** **US D458,813 S**
(45) **Date of Patent:** **** Jun. 18, 2002**

(54) **WINE RACK**

(75) Inventors: **Sheldon H. Goodman**, 30905 Stratford, Solon, OH (US) 44139; **Brian Stelmarski**, Mayfield Heights, OH (US)

(73) Assignee: **Sheldon H. Goodman**, Solon, OH (US)

(**) Term: **14 Years**

(21) Appl. No.: **29/143,040**

(22) Filed: **Jun. 6, 2001**

(51) **LOC (7) Cl.** **06-04**

(52) **U.S. Cl.** **D7/704**

(58) **Field of Search** D7/701, 704, 707, D7/708; 211/71.01, 44, 181.1; D6/462, 449, 458

(56) **References Cited**

U.S. PATENT DOCUMENTS

2,259,667	A	*	10/1941	Smith	211/74	X
D204,847	S	*	5/1966	Hill	D6/462	X
D316,344	S	*	4/1991	Kee	D6/462	
D411,391	S	*	6/1999	Goodman et al.	D6/462	X

OTHER PUBLICATIONS

Photograph of a wine rack marketed as a private label product by a Pier 1 Imports store in North Randall, Ohio in Jan. of 2001.

* cited by examiner

Primary Examiner—Terry A. Wallace

(74) *Attorney, Agent, or Firm*—Pearne & Gordon LLP


(57) **CLAIM**

The ornamental design for a wine rack, as shown and described.

DESCRIPTION

FIG. 1 is a front, side and top perspective view of a wine rack showing our new design;
FIG. 2 is a front elevational view thereof;
FIG. 3 is a left side elevational view thereof, the right side elevational view being a mirror image;
FIG. 4 is a bottom plan view thereof; and,
FIG. 5 is a top plan view thereof.

1 Claim, 2 Drawing Sheets






Fig. 1

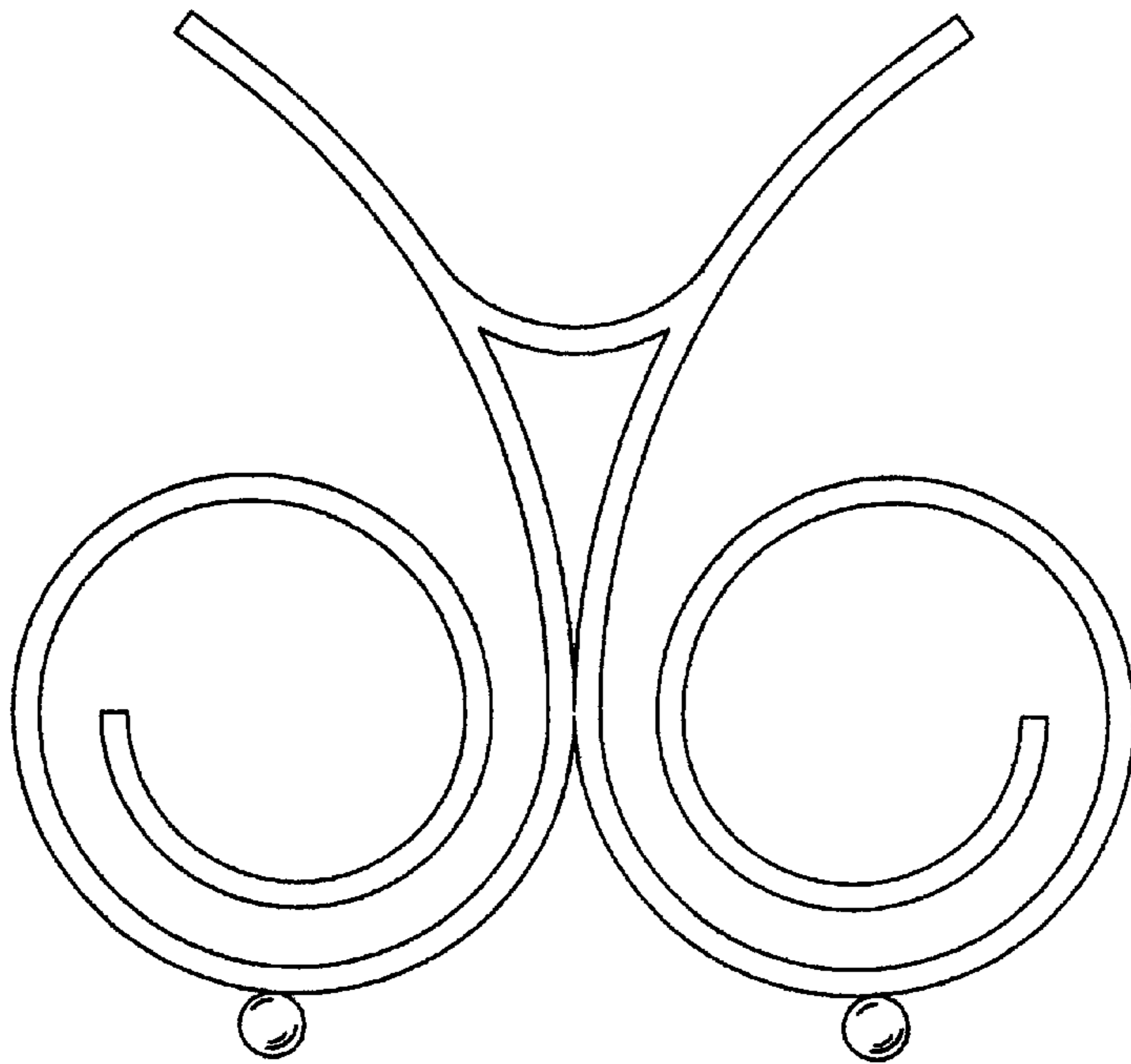


Fig. 2

Fig. 3





Fig. 4




Fig. 5