



US00D458808S

(12) **United States Design Patent**
Rittenhouse

(10) **Patent No.:** **US D458,808 S**

(45) **Date of Patent:** **** Jun. 18, 2002**

(54) **EATING UTENSIL**

(76) **Inventor:** **Laura Rittenhouse**, 226 Athol Ave. Apt 210, Oakland, CA (US) 94606

(**) **Term:** **14 Years**

(21) **Appl. No.:** **29/137,688**

(22) **Filed:** **Feb. 26, 2001**

(51) **LOC (7) Cl.** **07-03**

(52) **U.S. Cl.** **D7/642; D7/686**

(58) **Field of Search** **D7/642, 683-687; 294/1.1, 99.2, 100, 16, 33**

(56) **References Cited**

U.S. PATENT DOCUMENTS

3,640,561	A	*	2/1972	Law	294/99.2
3,889,995	A		6/1975	Lin	294/99.2
3,892,435	A		7/1975	Huey	294/99.2
4,009,899	A		3/1977	Johnson	294/33
4,707,922	A		11/1987	Hosak-Robb	294/99.2 X
4,826,227	A		5/1989	Lew	294/16
D345,086	S		3/1994	Shapiro	294/99.2 X

D435,201 S * 12/2000 Wang D7/686
D445,312 S * 7/2001 Shulman D7/642

* cited by examiner

Primary Examiner—Caron D. Veynar

(57) **CLAIM**

The ornamental design for an eating utensil, as shown and described.

DESCRIPTION

FIG. 1 is a perspective view of an eating utensil showing my new design. The broken lines showing a hand is for illustrative purposes only and forms no part of the claimed design;

FIG. 2 is a perspective view of my new design;

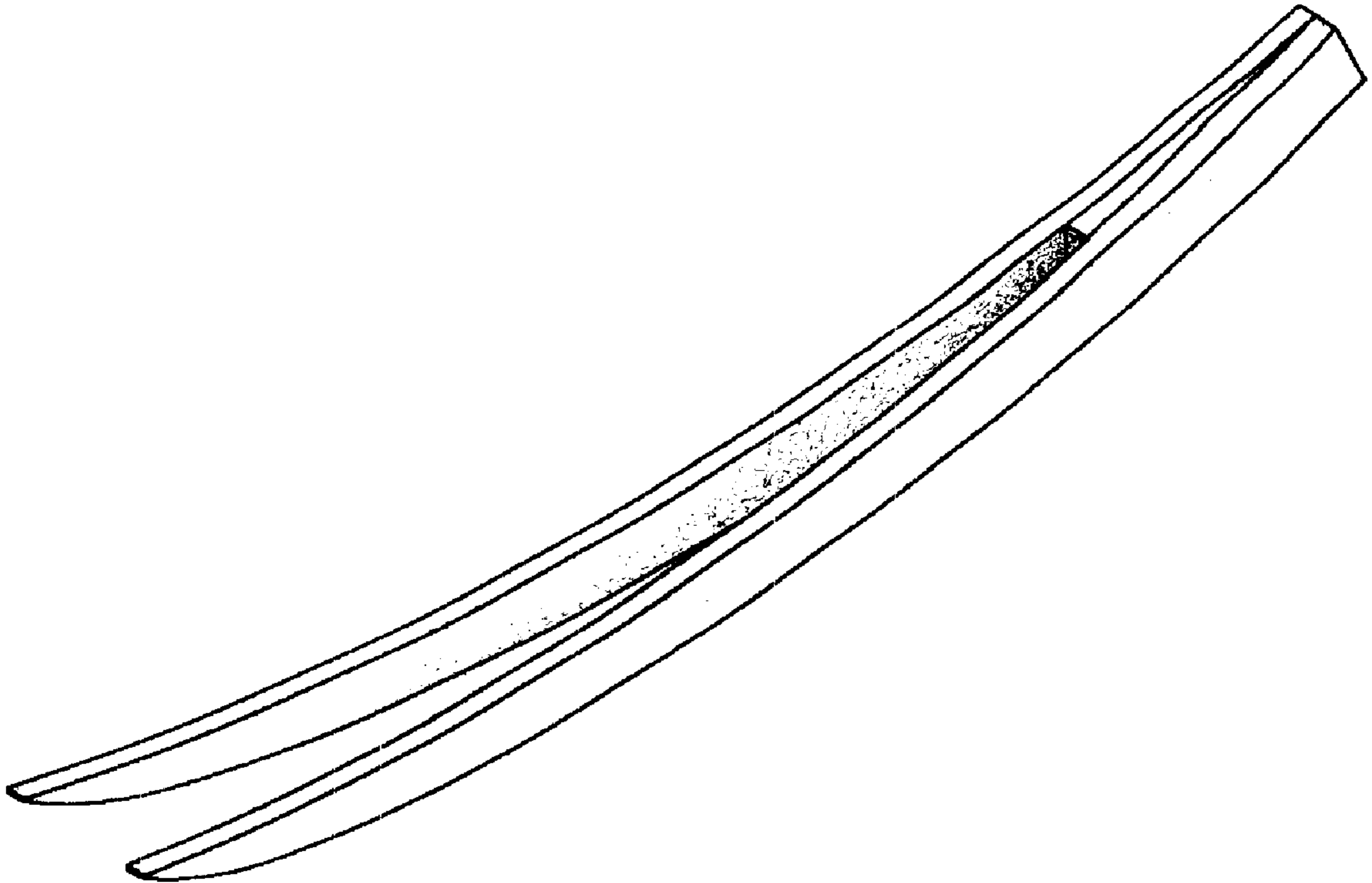
FIG. 3 is a top view therefor, the bottom view being a mirror image of the top view;

FIG. 4 is a right side view therefor, the left side view being a mirror image of the right side view;

FIG. 5 is a forward end view therefor; and,

FIG. 6 is a rear end view.

1 Claim, 2 Drawing Sheets



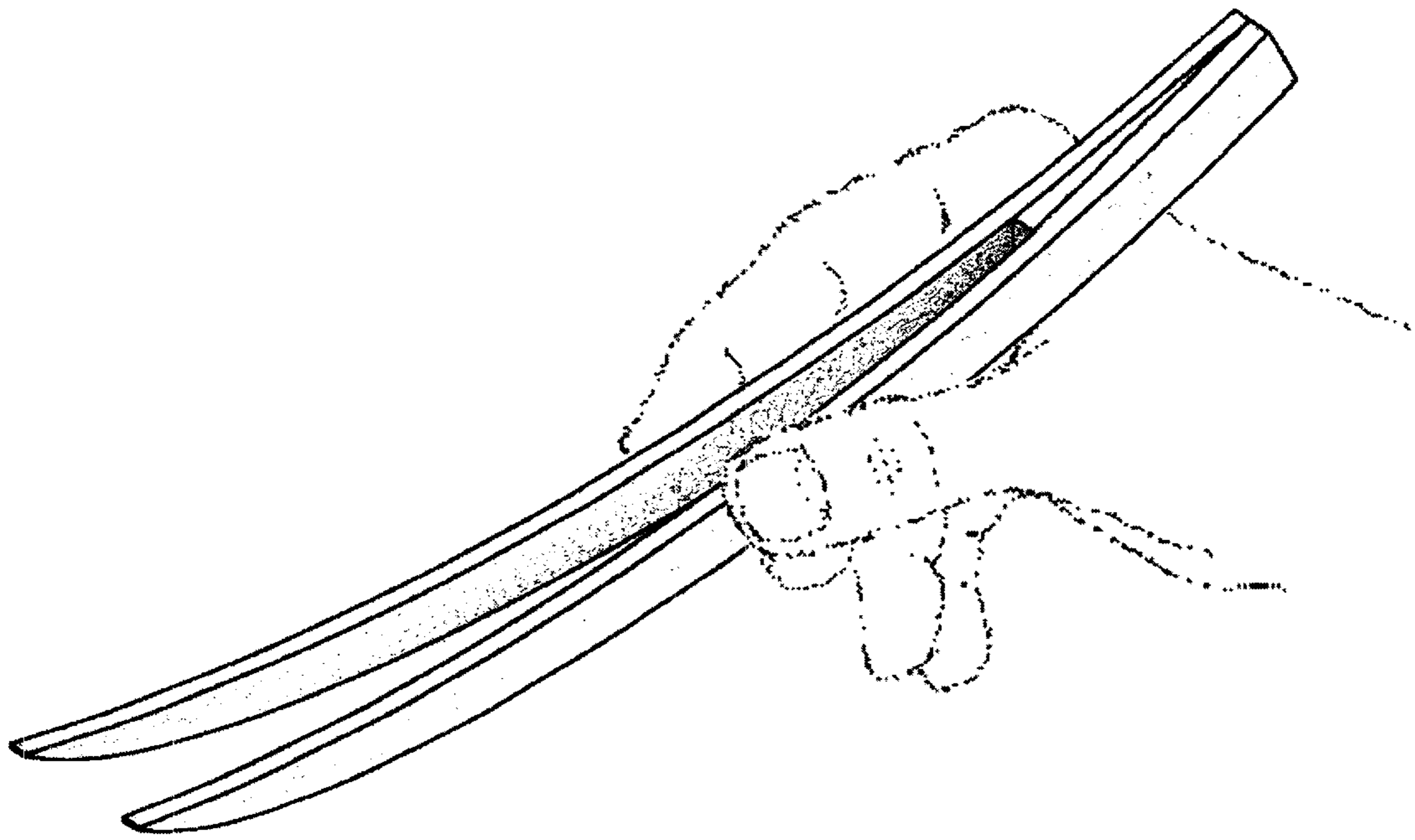


FIG. 1

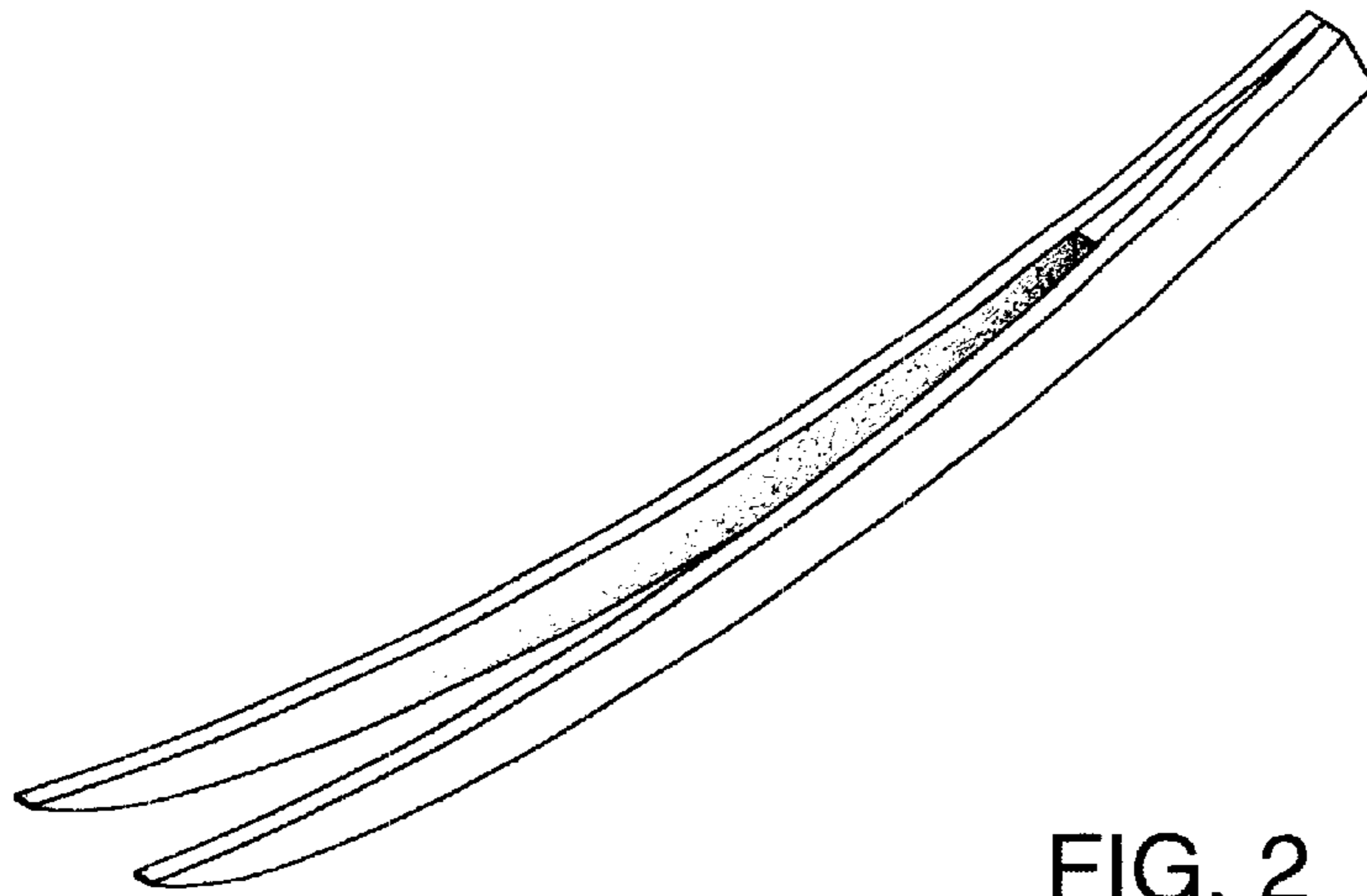


FIG. 2




FIG. 3




FIG. 4



FIG. 5

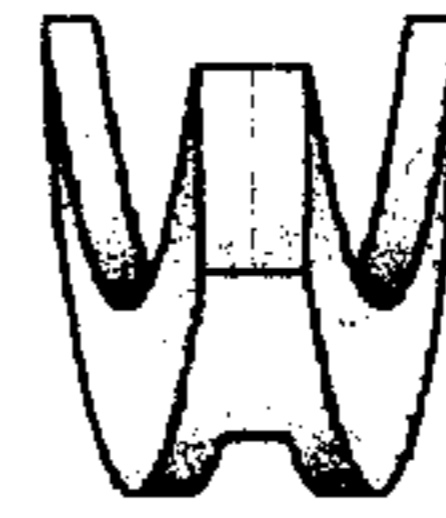


FIG. 6