



US00D458795S

(12) **United States Design Patent**
Jørgensen

(10) **Patent No.:** **US D458,795 S**

(45) **Date of Patent:** **** Jun. 18, 2002**

(54) **THERMO COFFEE MAKER**

(75) Inventor: **Carsten Jørgensen, St. Niklausen (CH)**

(73) Assignee: **PI-Design AG (CH)**

(**) Term: **14 Years**

(21) Appl. No.: **29/142,009**

(22) Filed: **May 18, 2001**

(30) **Foreign Application Priority Data**

May 15, 2001 (DK) MA 2001 00520

(51) **LOC (7) Cl.** **07-01**

(52) **U.S. Cl.** **D7/318; D7/317**

(58) **Field of Search** D7/316, 317, 318,
D7/319, 600, 605, 300; 222/131, 156, 566;
215/12.1, 13.1; D23/209

(56) **References Cited**

U.S. PATENT DOCUMENTS

D184,814 S * 4/1959 James D7/319
D208,567 S * 9/1967 Mitchell D7/318
D211,536 S * 6/1968 Anderson D7/317
D233,974 S * 12/1974 Klernan D7/317
3,861,565 A * 1/1975 Rickmeier, Jr. 222/131

D284,927 S * 8/1986 Zimmermann D7/317
4,605,134 A * 8/1986 Zimmermann 222/566
D439,466 S * 3/2001 Bouhuys D7/319
D445,628 S * 7/2001 McGroary D7/318
D452,296 S * 12/2001 Egnell et al. D23/209

* cited by examiner

Primary Examiner—M. N. Pandozzi

(74) *Attorney, Agent, or Firm*—Nath & Associates PLLC;
Gary M. Nath

(57) **CLAIM**

The ornamental design for a thermo coffee maker, as shown and described.

DESCRIPTION

FIG. 1 is an oblique perspective view of the thermo coffee maker;

FIG. 2 is a right side view of the thermo coffee maker, as shown in FIG. 1;

FIG. 3 is a left side view of the thermo coffee maker;

FIG. 4 is a front side view of the thermo coffee maker;

FIG. 5 is a back side view of the thermo coffee maker;

FIG. 6 is a top view of the thermo coffee maker; and,

FIG. 7 is a bottom view of the thermo coffee maker.

1 Claim, 7 Drawing Sheets




FIG. 1




FIG. 2

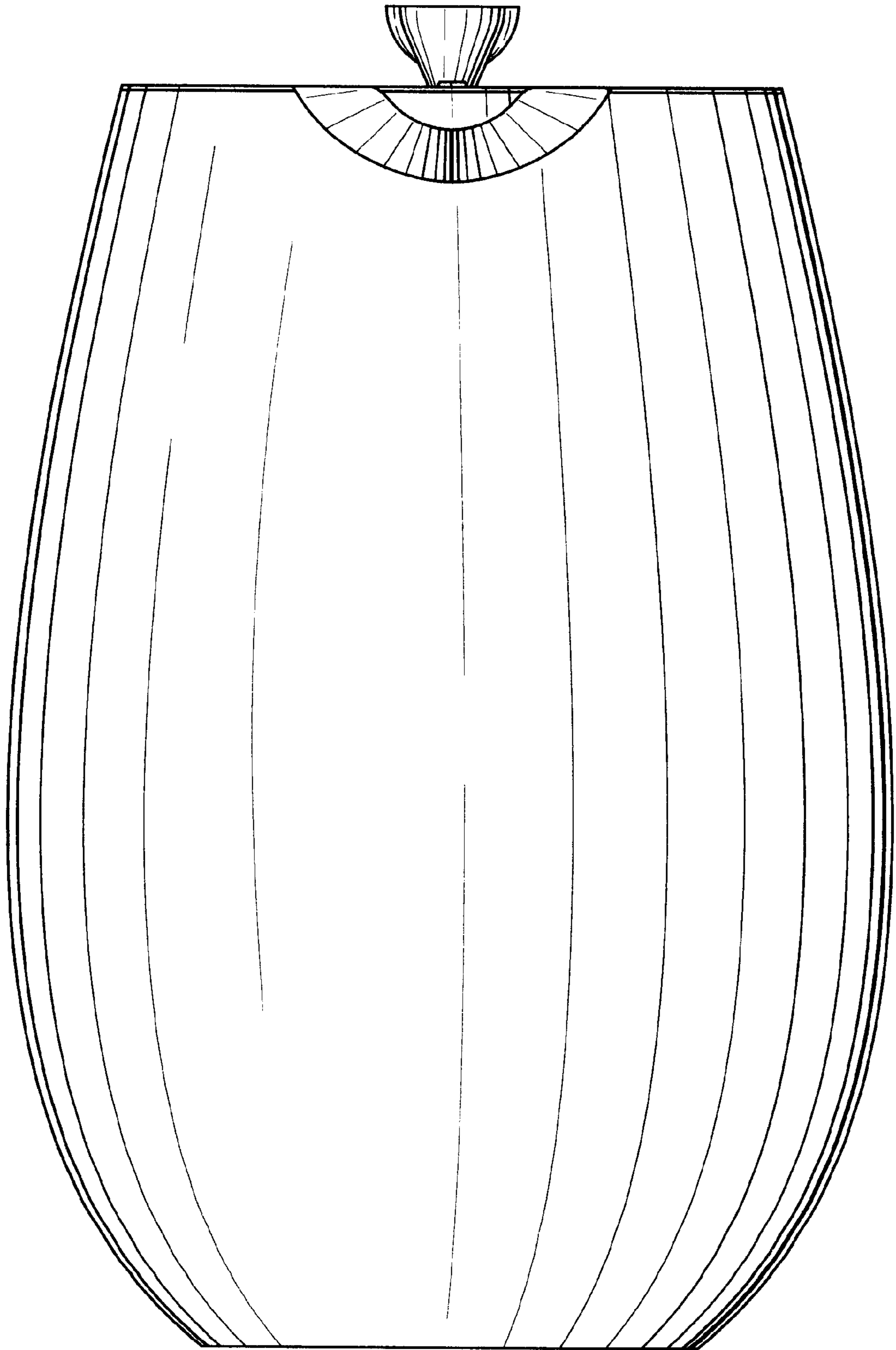


FIG. 3

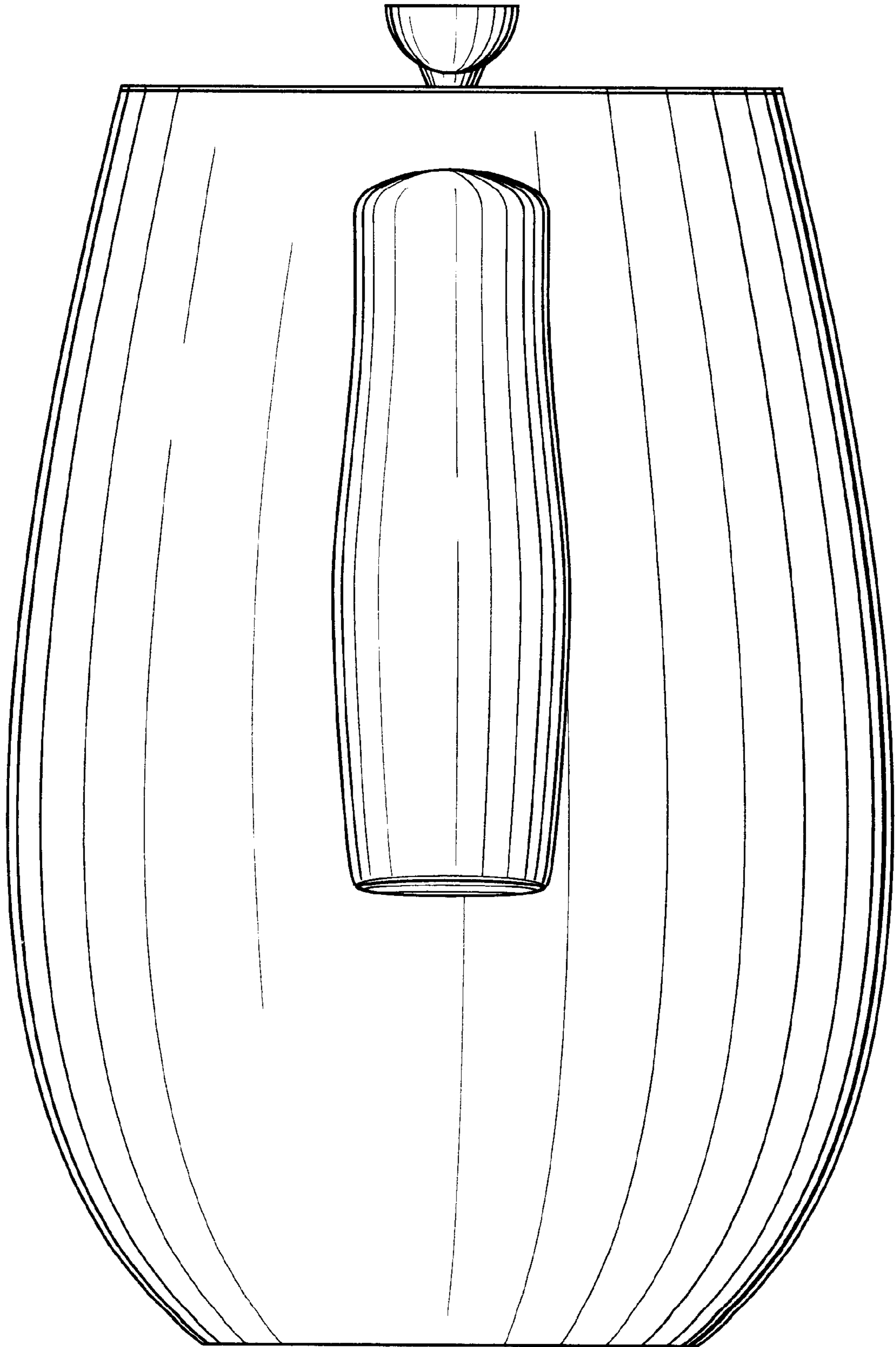


FIG. 4




FIG. 5




FIG. 6

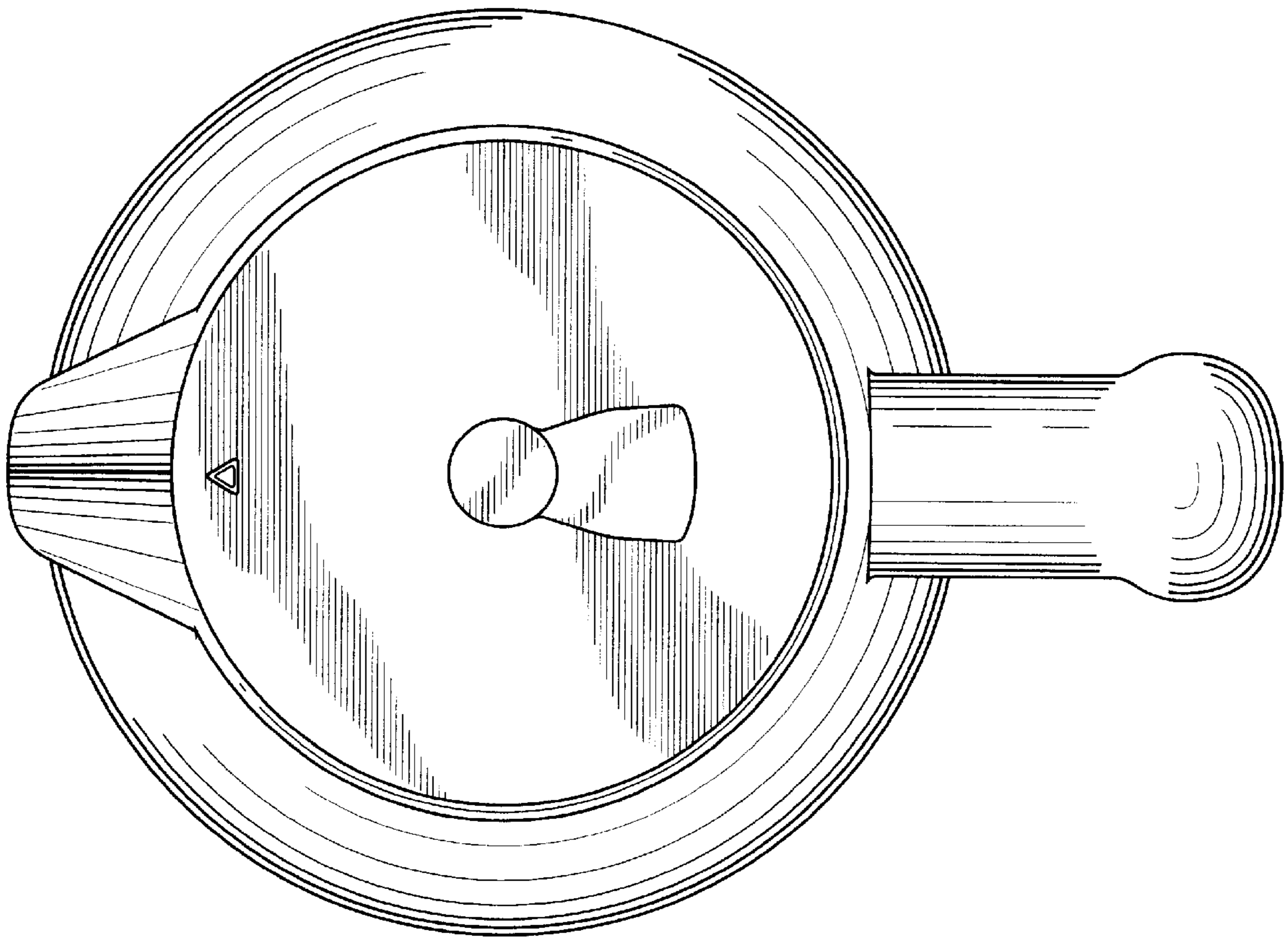


FIG. 7

