



US00D458788S

(12) **United States Design Patent** (10) **Patent No.:** **US D458,788 S**
Real (45) **Date of Patent:** **** Jun. 18, 2002**

(54) **POWDER DISPENSER**

(76) Inventor: **Bryan Real**, 4970 Rochester Dr.,
Barrington, IL (US) 60010

(**) Term: **14 Years**

(21) Appl. No.: **29/139,477**

(22) Filed: **Mar. 29, 2001**

(51) **LOC (7) Cl.** **23-02**

(52) **U.S. Cl.** **D6/545**

(58) **Field of Search** D6/512, 515, 542-545;
221/282-283; 222/105, 173

(56) **References Cited**

U.S. PATENT DOCUMENTS

2,682,976 A	7/1954	Melikian et al.
3,108,718 A	10/1963	Seener
3,196,627 A	7/1965	Swenson
3,266,670 A	8/1966	Brooks et al.
3,382,897 A	5/1968	Skiera et al.
3,385,569 A	5/1968	Bookout
3,521,791 A	7/1970	Freise et al.
3,568,887 A	3/1971	Jacobs et al.
3,643,835 A	2/1972	Popinski
D229,897 S	1/1974	Martin
3,915,341 A	10/1975	Brown
3,934,758 A	1/1976	Kipp
3,978,778 A	9/1976	Roberts
4,042,151 A	8/1977	Uttech
4,160,512 A	7/1979	Cleland
4,280,401 A	7/1981	Cleland
4,300,442 A	11/1981	Martin
4,364,666 A	12/1982	Keyes

(List continued on next page.)

FOREIGN PATENT DOCUMENTS

GB	2010105	6/1979
GB	2069458	8/1981

OTHER PUBLICATIONS

Powder Auto Fill™ Operating & Service Manual, Bunn-O-Matic Corporation, Jun. 1999 (1-34).
 “SPM Granita Machine Operation and Instruction Manual for SPM Series Granita Machines,” Grindmaster Corporation, 1998 (pp. 1-15).
 “The Better Granita Machine,” Grindmaster Corporation, 1998.
 “Dealer Prices,” Bunn-O-Matic Corporation, Apr. 15, 1998 (pp. 1-22).
 “2 Hopper Gourmet Ice™ System,” Bunn, Sep. 1998.
 “Component,” Vending Equipment Sales, Inc., Edition 1997 (4 pages).
 “Flow Chart Water and Beverage Syrup,” Cleland Sales Corporation, Jun. 1, 1995 (13 pages).
 “FrigoGranita Slush Machines,” Cecilware Corporation.
 “Automix AM103SC,” Cleland Sales Corporation.
 “Automix AM103SCP,” Cleland Sales Corporation.
 “Beverage Merchandising Guide,” Bunn (pp. 1-34).

Primary Examiner—Brian N. Vinson
(74) Attorney, Agent, or Firm—Price, Heneveld, Cooper, DeWitt & Litton

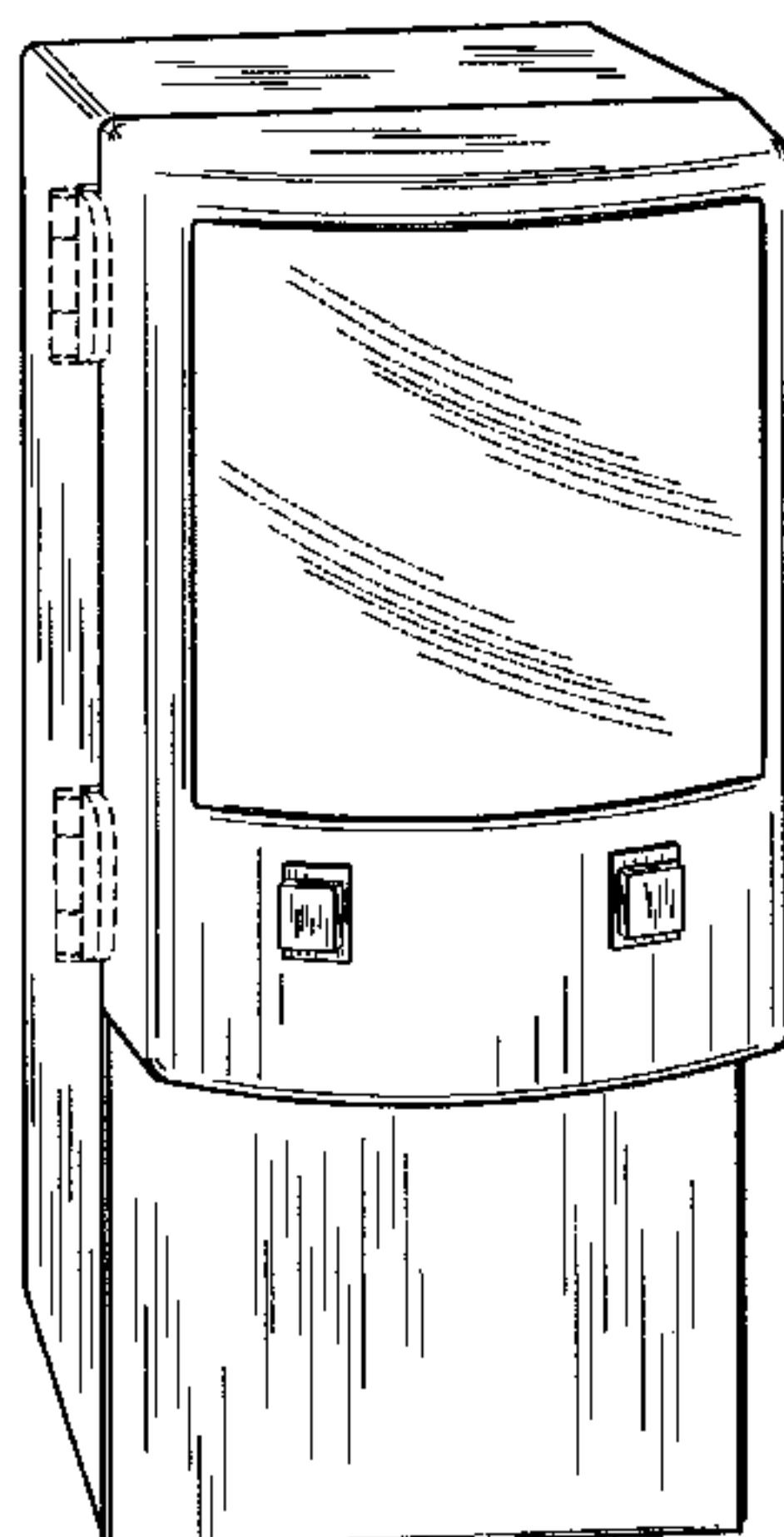
(57) **CLAIM**

I claim the ornamental design for powder dispenser, as shown.

DESCRIPTION

FIG. 1 is a perspective view of the powder dispenser of my new design;
 FIG. 2 is a frontal view of the powder dispenser of my new design;
 FIG. 3 is a side view of the powder dispenser of my new design, taken from the right of FIG. 2;
 FIG. 4 is a rear view of the powder dispenser of my new design;
 FIG. 5 is a side view of the powder dispenser of my new design, taken from the left of FIG. 2;
 FIG. 6 is a top view of the powder dispenser of my new design; and,
 FIG. 7 is a bottom view of the powder dispenser of my new design.

1 Claim, 5 Drawing Sheets



US D458,788 S

Page 2

U.S. PATENT DOCUMENTS					
4,366,920 A	1/1983	Greenfield, Jr. et al.	4,718,579 A	1/1988	Brody et al.
4,488,664 A	12/1984	Cleland	4,728,005 A	3/1988	Jacobs et al.
4,493,249 A	1/1985	Stover	4,850,515 A	7/1989	Cleland
4,493,441 A	1/1985	Sedam et al.	D339,944 S	* 10/1993	Slomiana D6/542
4,538,636 A	9/1985	Cleland	5,570,816 A	11/1996	LaBarbera, Jr.
4,544,084 A	10/1985	Cleland	5,588,557 A	12/1996	Topar
4,545,505 A	10/1985	Mueller et al.	D388,991 S	* 1/1998	Thomas et al. D6/545
4,566,287 A	1/1986	Schmidt et al.	5,918,768 A	7/1999	Ford
4,610,378 A	9/1986	Grossi	5,927,553 A	7/1999	Ford
4,653,281 A	3/1987	Van Der Veer	5,931,343 A	8/1999	Topar et al.
D290,119 S	* 6/1987	Trezise et al. D6/545	5,975,357 A	11/1999	Topar
					* cited by examiner




FIG. 1

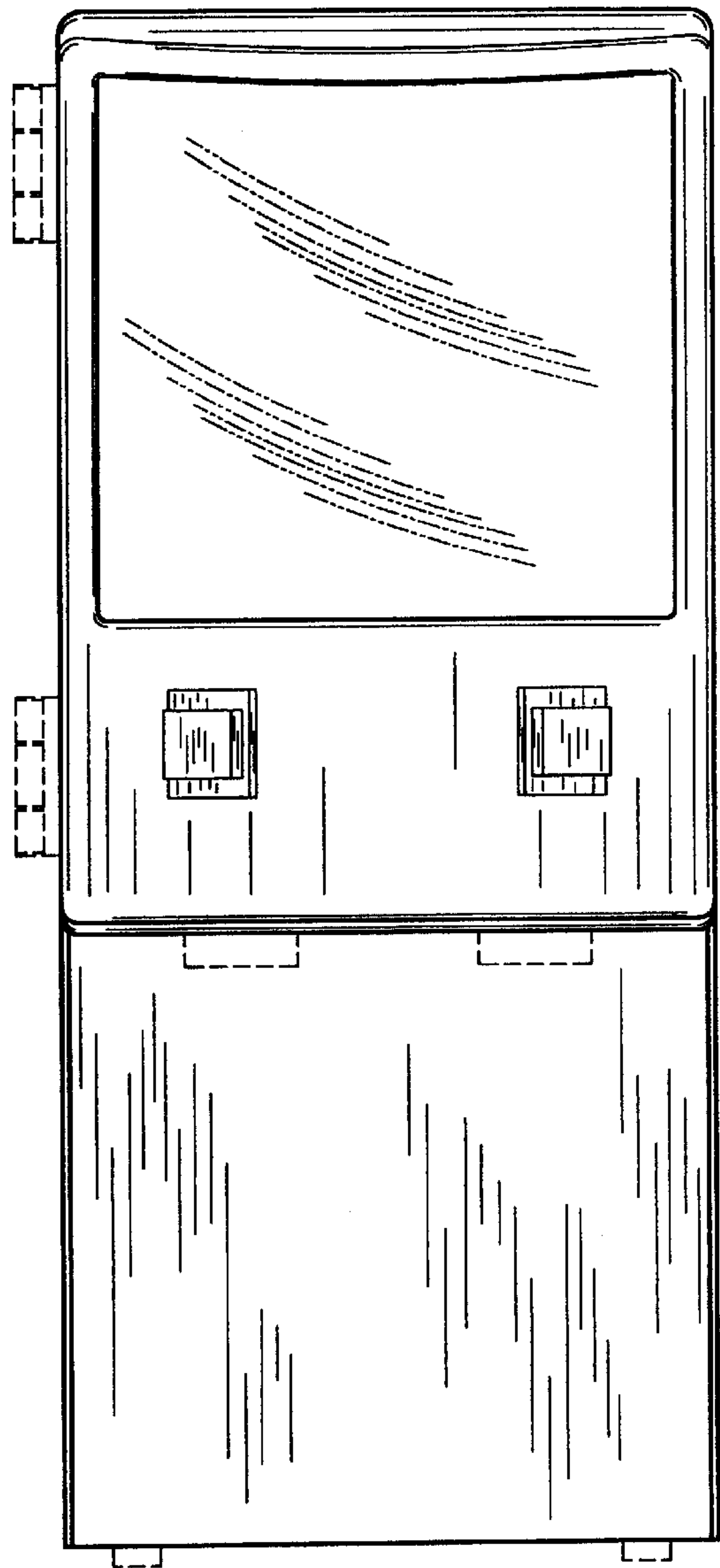


FIG. 2

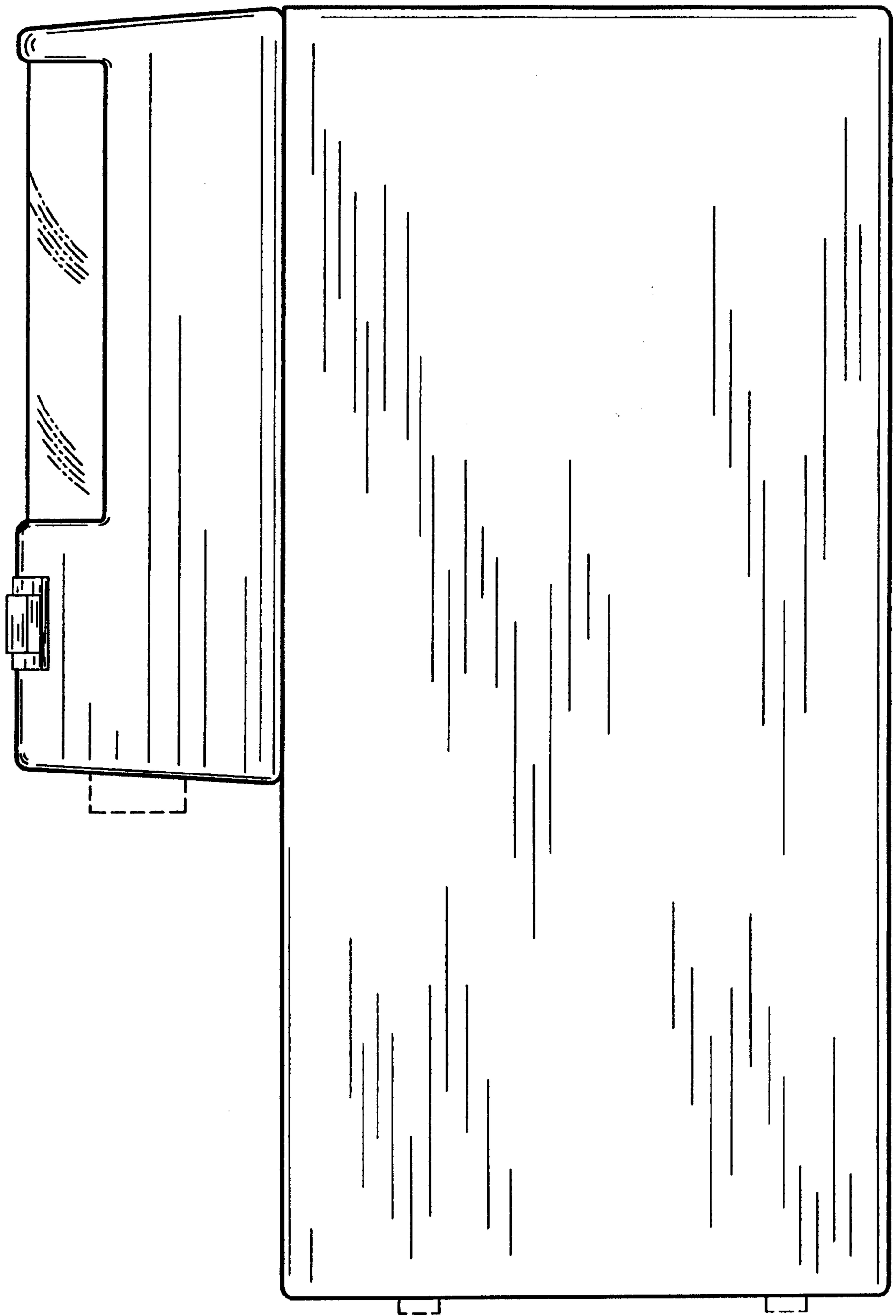


FIG. 3

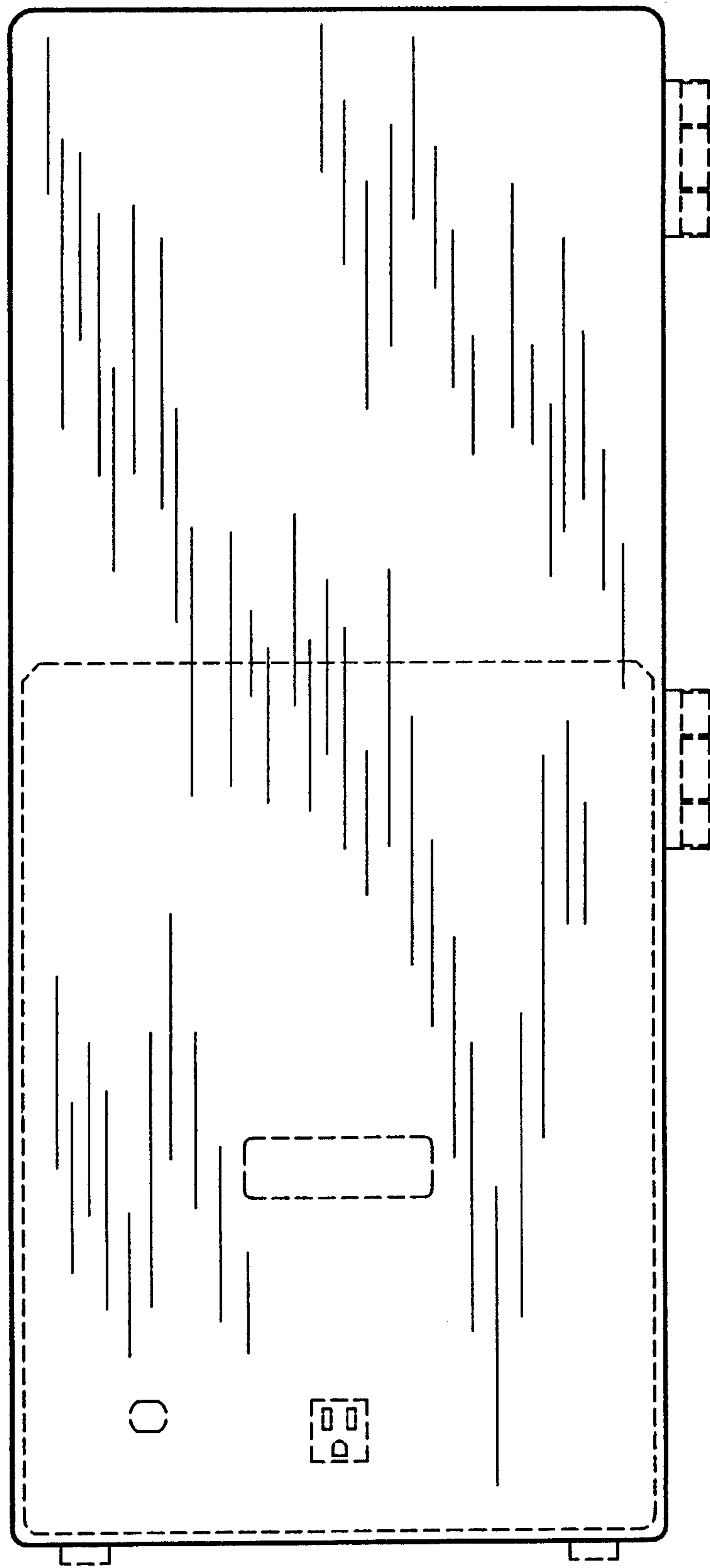


FIG. 4

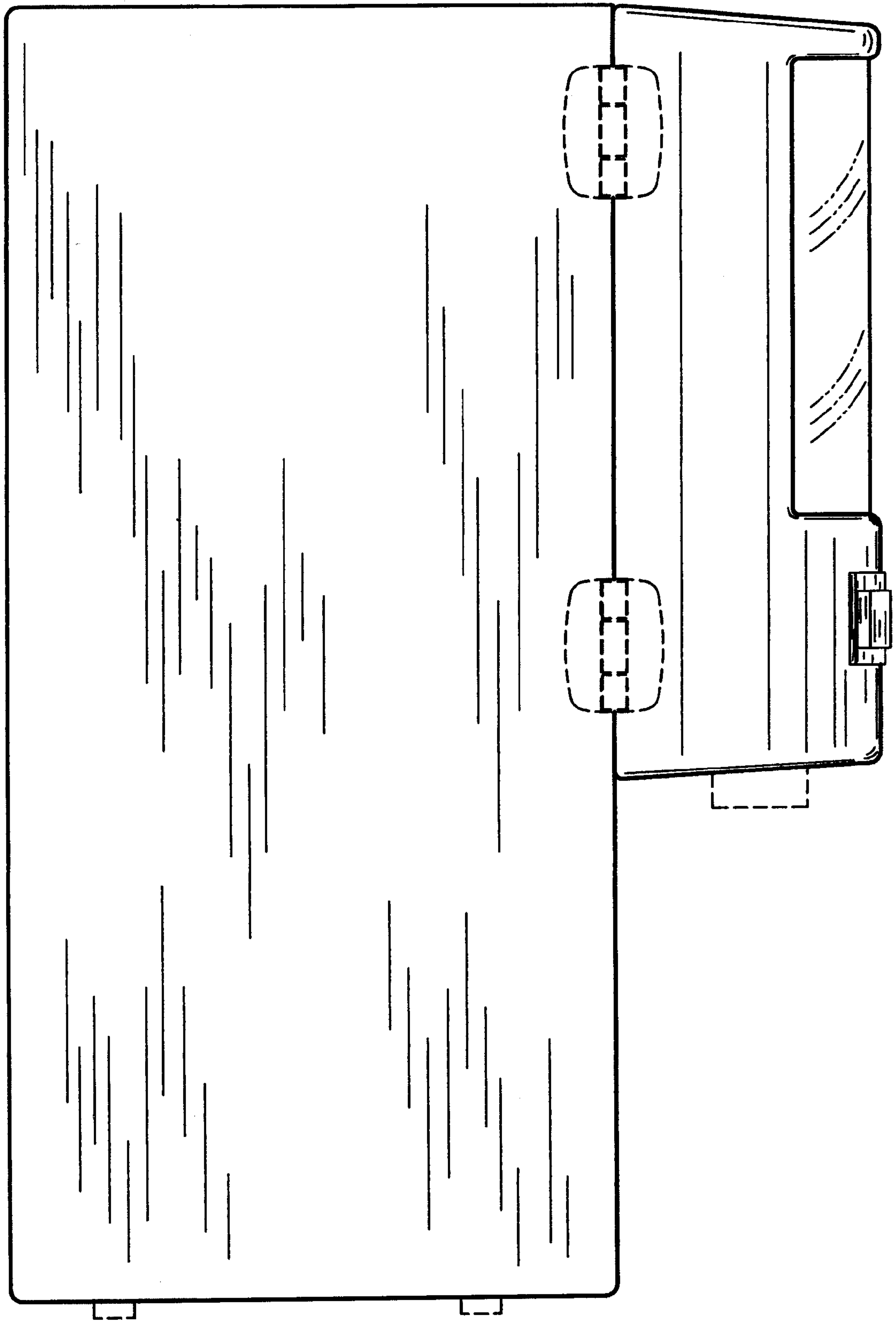


FIG. 5




FIG. 6

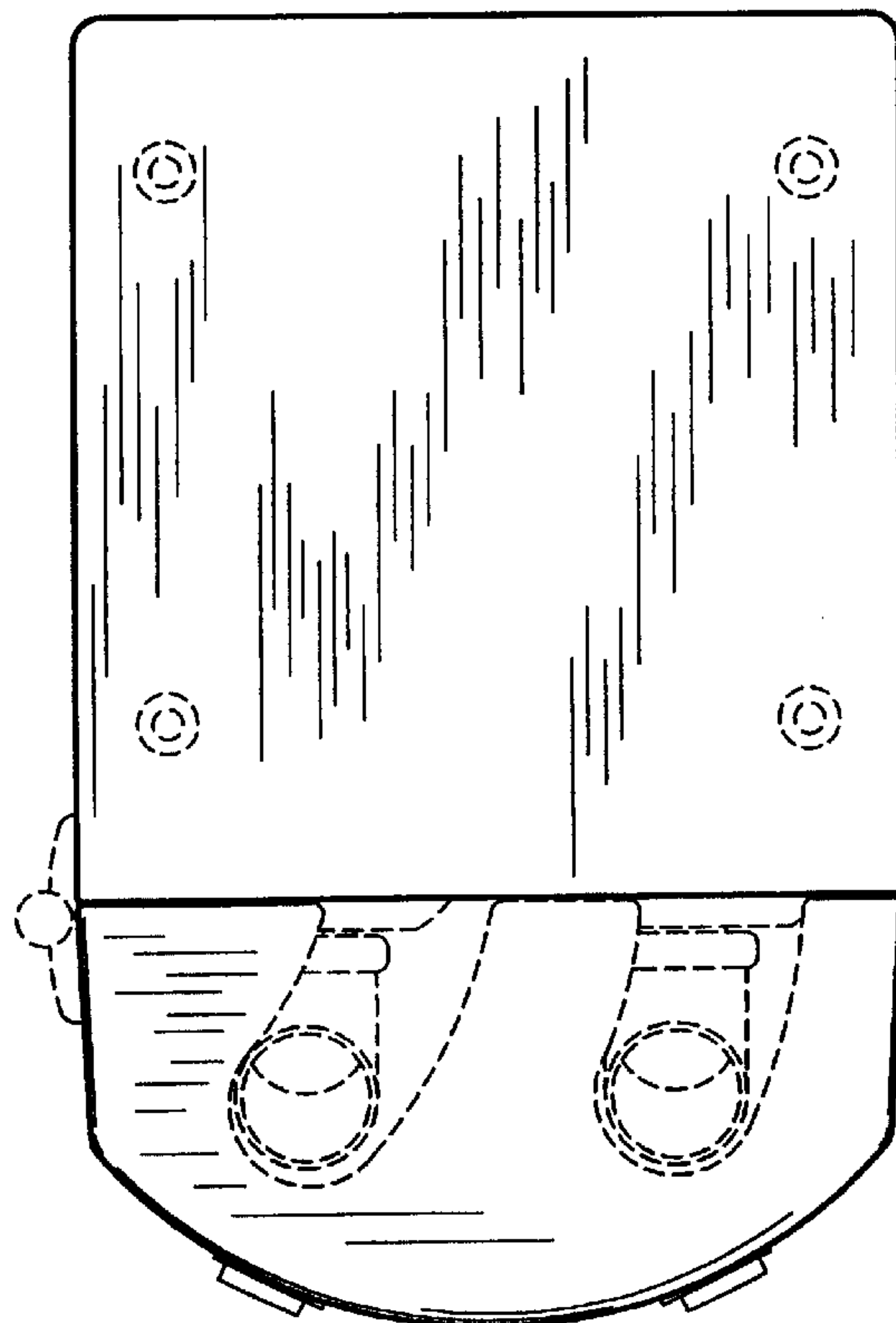


FIG. 7