



US00D458761S

(12) **United States Design Patent**
Mason et al.

(10) **Patent No.:** **US D458,761 S**
(45) **Date of Patent:** **** Jun. 18, 2002**

(54) **BRUSH**

6,145,151 A 11/2000 Herron et al.
D441,537 S 5/2001 Tapley et al.

(75) Inventors: **Marty Mason**, Randolph; **Shirley Miller**, Sparta, both of NJ (US)

FOREIGN PATENT DOCUMENTS

(73) Assignee: **Loew Cornell**, Teaneck, NJ (US)

DE 19646723 * 5/1998 A46B/17/04
FR 2784014 * 4/2000 A46B/15/00
JP 08019424 1/1996

(**) Term: **14 Years**

* cited by examiner

(21) Appl. No.: **29/141,036**

Primary Examiner—Alan P. Douglas

(22) Filed: **Apr. 30, 2001**

Assistant Examiner—Lavone Tabor

(51) **LOC (7) Cl.** **04-04**

(74) *Attorney, Agent, or Firm*—Weingram & Associates, P.C.

(52) **U.S. Cl.** **D4/135; D4/138**

(58) **Field of Search** D4/132, 135, 138;
15/143.1, 159.1, 160, 166, 168, 191.1,
192, 193

(57) **CLAIM**

We claim the ornamental design for brush, as shown and described.

(56) **References Cited**

DESCRIPTION

U.S. PATENT DOCUMENTS

3,031,708 A * 5/1962 Smyth 15/193
3,609,051 A * 9/1971 Braun 15/159.1 X
3,924,287 A 12/1975 Brown
4,144,611 A 3/1979 Brown
D279,729 S * 7/1985 Polanish D4/135
5,323,505 A 6/1994 Montabaur et al.
5,800,751 A 9/1998 Barker
5,913,348 A 6/1999 Horton
5,920,943 A 7/1999 Barker
5,991,956 A 11/1999 Chapman
6,012,194 A 1/2000 Eshbach et al.
6,138,313 A 10/2000 Barton et al.

FIG. 1 is a perspective view of the brush taken from the rear right of a new design for a brush according to the present invention;

FIG. 2 is a top plan view thereof which is a mirror image of the bottom plan view thereof;

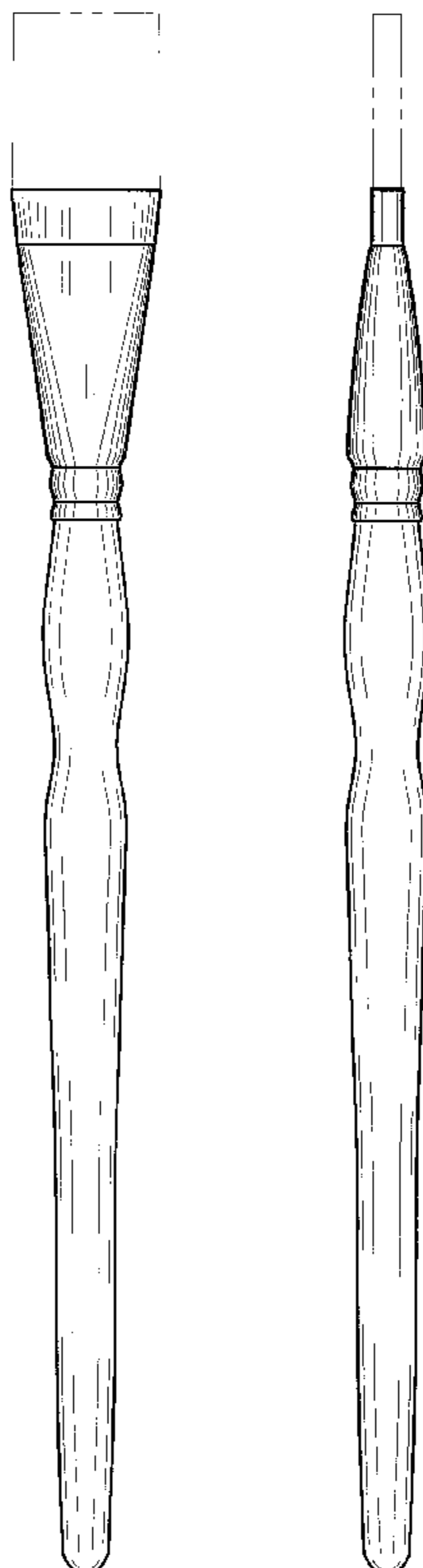
FIG. 3 is a right side elevation thereof which is a mirror image of the left side elevation thereof;

FIG. 4 is a front elevation thereof; and,

FIG. 5 is a rear elevation thereof.

The broken line structure is for illustrative purposes only and forms no part of the claimed design.

1 Claim, 2 Drawing Sheets



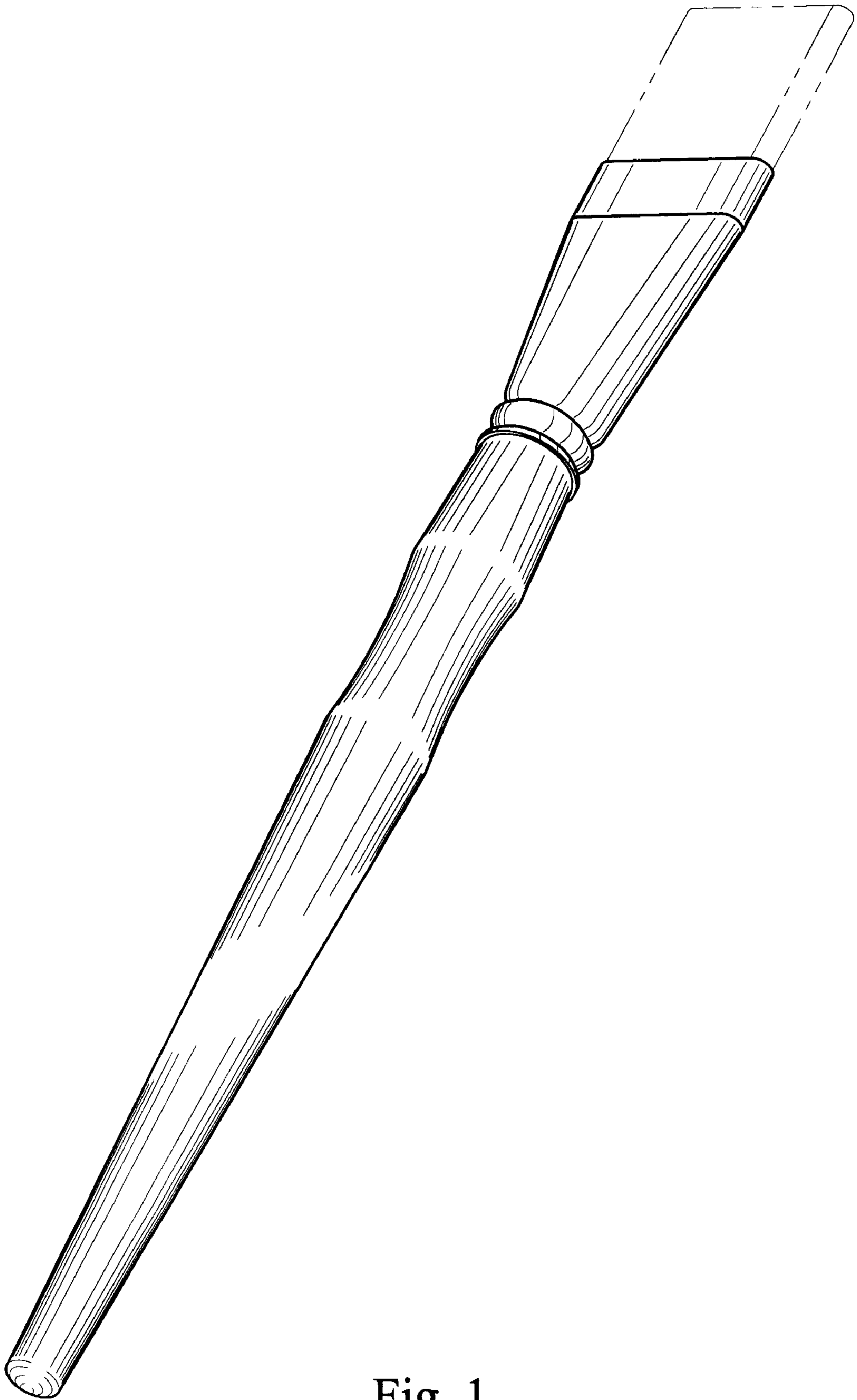


Fig. 1

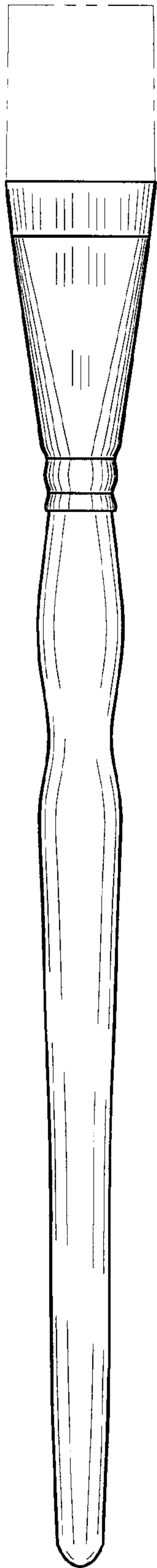


Fig. 2

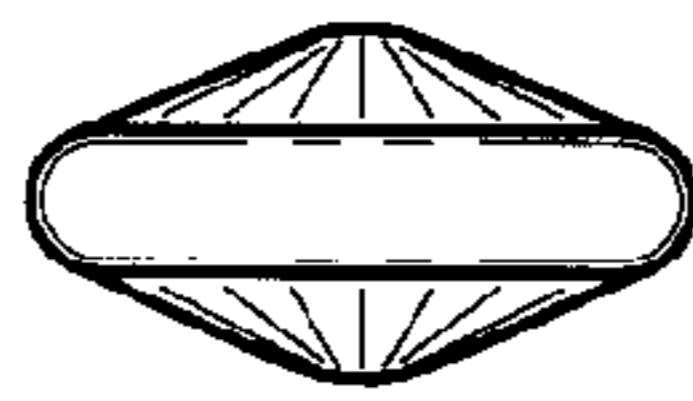


Fig. 4

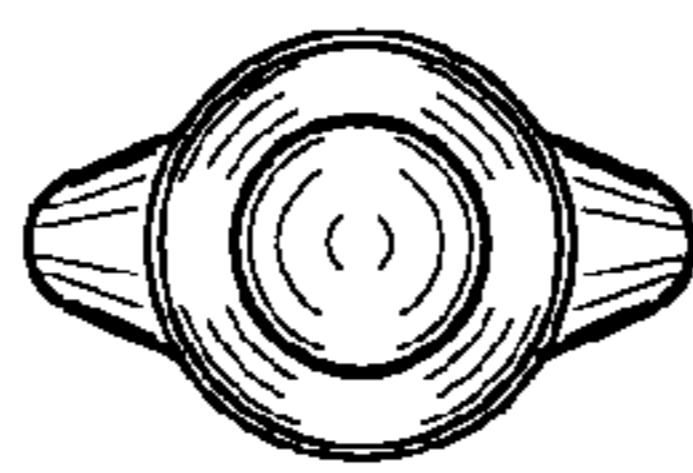


Fig. 5



Fig. 3