



US00D458760S

(12) **United States Design Patent**
Rowe et al.

(10) **Patent No.:** **US D458,760 S**

(45) **Date of Patent:** **** Jun. 18, 2002**

(54) **BASTING BRUSH WITH ERGONOMIC HANDLE**

6,321,408 B1 * 11/2001 Esterson et al. 16/160 X

OTHER PUBLICATIONS

(75) Inventors: **Mike Rowe**, Dayton, OH (US);
Andrew Kahler, Fortson, GA (US);
Alan Cummings, Opelika, AL (US)

Hong Kong Enterprise, vol. 10, Oct. 1996, Brushes—Items P233 and P239, p. 1393.*

* cited by examiner

(73) Assignee: **W. C. Bradley Company**, Columbus, GA (US)

Primary Examiner—M. H. Tung

Assistant Examiner—Lavone Tabor

(**) Term: **14 Years**

(74) *Attorney, Agent, or Firm*—James W. Kayden; Thomas, Kayden, Horsremeyer & Risley

(21) Appl. No.: **29/142,293**

(57) **CLAIM**

(22) Filed: **May 23, 2001**

The ornamental design for a basting brush with ergonomic handle, as shown and described.

(51) **LOC (7) Cl.** **04-04**

(52) **U.S. Cl.** **D4/127; D4/132**

(58) **Field of Search** D4/127, 132, 135,
D4/138; D7/393, 395, 401.2; 15/143.1,
159.1, 160, 191.1, 192, 193, DIG. 5; 16/110.1,
430, 431, DIG. 12, DIG. 19

DESCRIPTION

FIG. 1 is a perspective view of our new basting brush with ergonomic handle;

FIG. 2 is a right side elevational view thereof, the left side being a mirror image thereof;

FIG. 3 is a top plan view thereof;

FIG. 4 is a bottom plan view thereof;

FIG. 5 is a front elevational view thereof; and,

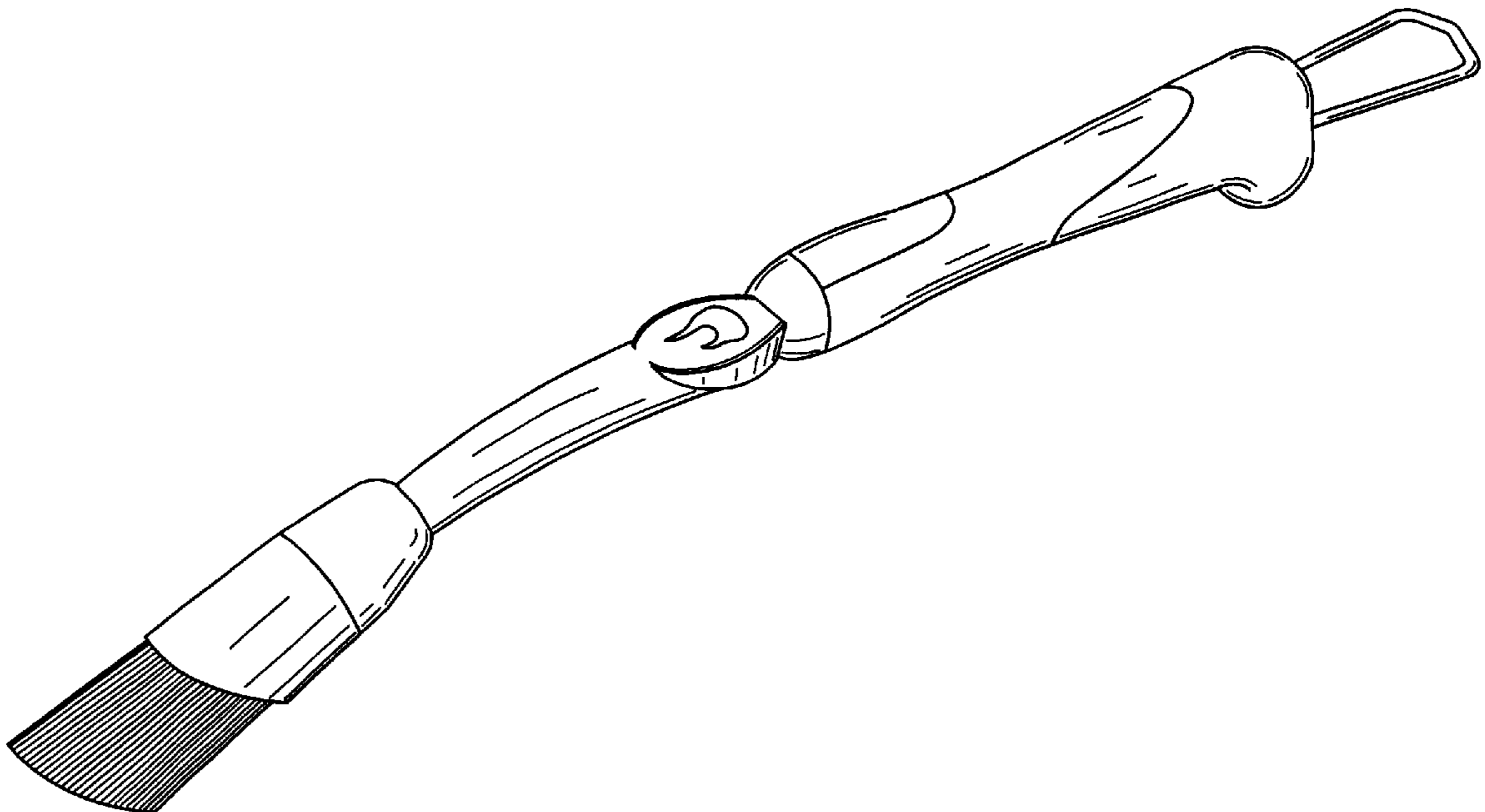
FIG. 6 is rear elevational view thereof.

(56) **References Cited**

U.S. PATENT DOCUMENTS

D181,611 S	*	12/1957	Schumann	D4/127
2,834,037 A	*	5/1958	Schumann	15/160
D288,987 S	*	3/1987	Bambury	D4/127
D429,568 S	*	8/2000	Durbin et al.	D4/127

1 Claim, 2 Drawing Sheets



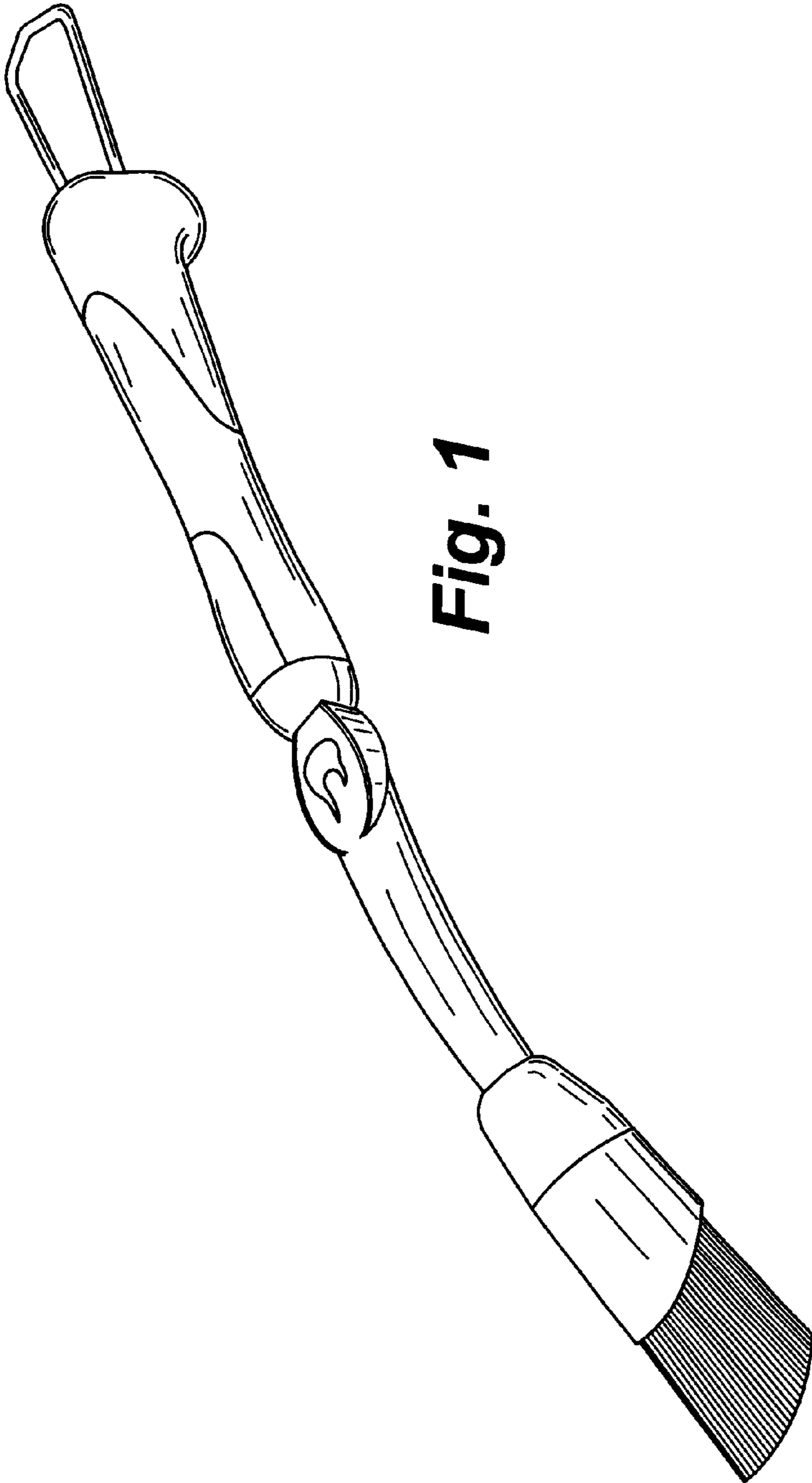


Fig. 1

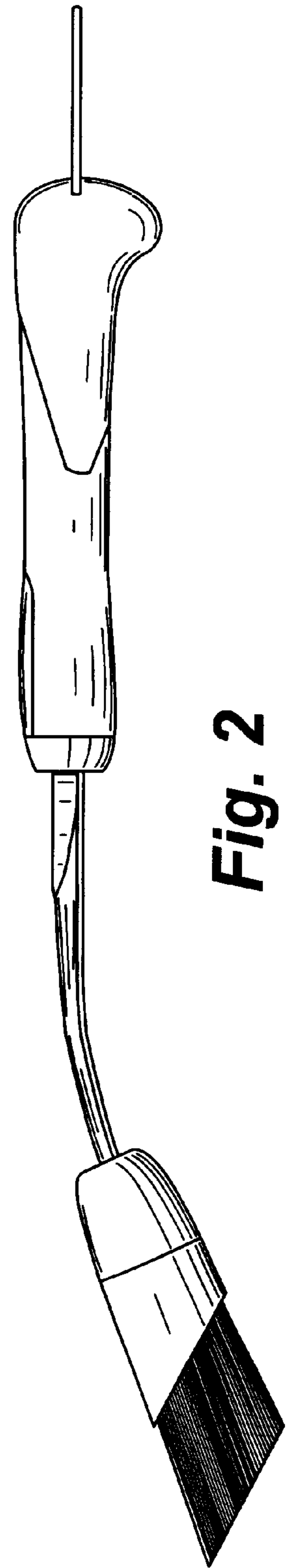


Fig. 2

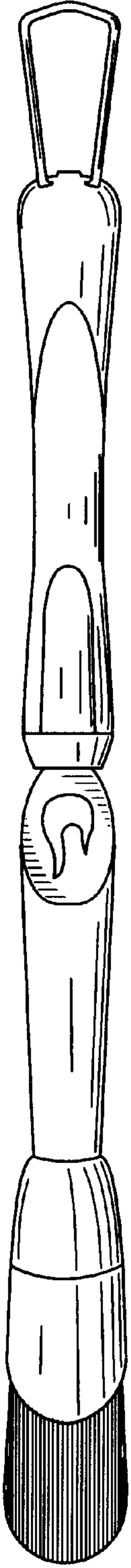


Fig. 3

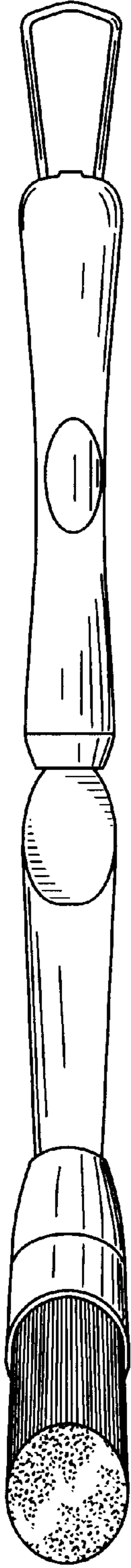


Fig. 4

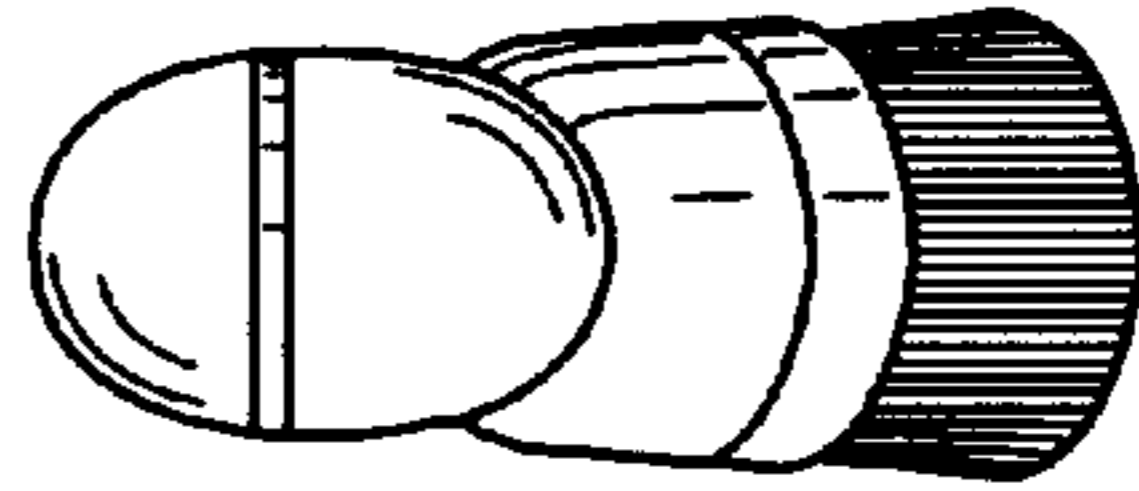


Fig. 5

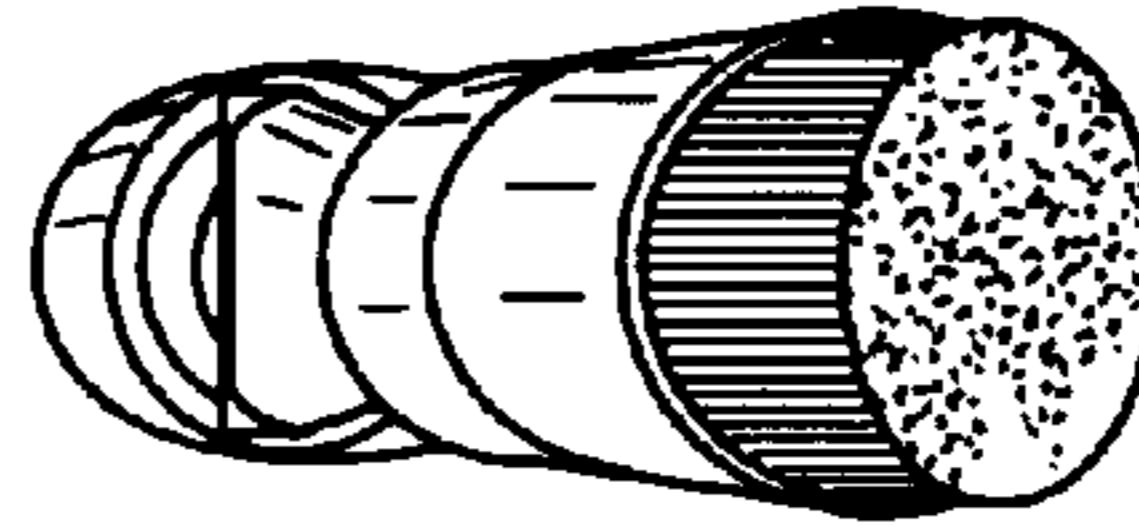


Fig. 6